



SIRIUS safety relay Basic unit Advanced series with time delay 5-300 s electronic enabling circuits 2 NO instantaneous 2 NO delayed  $U_s = 24\text{ V DC}$  Spring-type terminal (push-in)

product brand name	SIRIUS
product category	Safety relays
product designation	safety relays
design of the product	Solid-state enabling circuits
<b>General technical data</b>	
protection class IP of the enclosure	IP20
touch protection against electrical shock	finger-safe
insulation voltage rated value	50 V
ambient temperature	
• during storage	-40 ... +80 °C
• during operation	-25 ... +60 °C
air pressure according to SN 31205	90 ... 106 kPa
relative humidity during operation	10 ... 95 %
installation altitude at height above sea level maximum	4 000 m; Derating, see Product Notification 109792701
vibration resistance according to IEC 60068-2-6	5 ... 500 Hz: 0.75 mm
shock resistance	10g / 11 ms
surge voltage resistance rated value	800 V
EMC emitted interference	IEC 60947-5-1, Class A
installation environment regarding EMC	This product is suitable for Class A environments only. In household environments, this device can cause unwanted radio interference. The user is required to implement appropriate measures in this case.
overvoltage category	3
degree of pollution	3
reference code according to IEC 81346-2	F
power loss [W] maximum	2 W
number of sensor inputs 1-channel or 2-channel	1
design of the cascading	yes
type of the safety-related wiring of the inputs	single-channel and two-channel
product feature cross-circuit-proof	Yes
Safety Integrity Level (SIL)	
• according to IEC 62061	3
• according to IEC 61508	3
• for delayed release circuit according to IEC 61508	SIL3
performance level (PL)	
• according to ISO 13849-1	e
• for delayed release circuit according to ISO 13849-1	e
category according to EN ISO 13849-1	4
Safe failure fraction (SFF)	99 %
PFHD with high demand rate according to IEC 62061	1.5E-9 1/h
PFDavg with low demand rate according to IEC 61508	7E-6
T1 value for proof test interval or service life according to	20 a

<b>IEC 61508</b>	
<b>hardware fault tolerance according to IEC 61508</b>	1
<b>safety device type according to IEC 61508-2</b>	Type B
<b>Inputs/ Outputs</b>	
<b>number of outputs as contact-affected switching element</b>	
• as NO contact	
— safety-related instantaneous contact	0
— safety-related delayed switching	0
<b>number of outputs as contact-less semiconductor switching element</b>	
• safety-related	
— delayed switching	2
— instantaneous contact	2
<b>stop category according to IEC 60204-1</b>	0 / 1
<b>design of input</b>	
• cascading input/functional switching	Yes
• feedback input	Yes
• start input	Yes
<b>type of electrical connection plug-in socket</b>	No
<b>operating frequency maximum</b>	2 000 1/h
<b>switching capacity current</b>	
• of semiconductor outputs at DC-13 at 24 V	2 A
<b>design of the fuse link for short-circuit protection of the NO contacts of the relay outputs required</b>	not required
<b>wire length</b>	
• with Cu 1.5 mm <sup>2</sup> and 150 nF/km per sensor circuit maximum	4 000 m
<b>make time with automatic start</b>	
• at DC maximum	85 ms
<b>make time with automatic start after power failure</b>	
• typical	6 500 ms
• maximum	6 500 ms
<b>make time with monitored start</b>	
• maximum	85 ms
<b>backslide delay time after opening of the safety circuits typical</b>	40 ms
<b>adjustable OFF-delay time after opening of the safety circuits</b>	5 ... 300
<b>recovery time after opening of the safety circuits typical</b>	30 ms
<b>recovery time after power failure typical</b>	6.5 s
<b>pulse duration</b>	
• of the sensor input minimum	60 ms
• of the ON pushbutton input minimum	0.15 s
<b>Control circuit/ Control</b>	
<b>type of voltage of the control supply voltage</b>	DC
<b>control supply voltage</b>	
• at DC rated value	
—	24 V
<b>operating range factor control supply voltage rated value of magnet coil</b>	
• at DC	0.8 ... 1.2
<b>Installation/ mounting/ dimensions</b>	
<b>mounting position</b>	any
<b>required spacing for grounded parts at the side</b>	5 mm
<b>fastening method</b>	screw and snap-on mounting
<b>width</b>	22.5 mm
<b>height</b>	100 mm
<b>depth</b>	121.6 mm
<b>Connections/ Terminals</b>	
<b>type of electrical connection</b>	spring-loaded terminal (push-in)
<b>type of connectable conductor cross-sections</b>	
• solid	1x (0.5 ... 1.5 mm <sup>2</sup> ), 2x (0.5 ... 1.5 mm <sup>2</sup> )

<ul style="list-style-type: none"> <li>finely stranded <ul style="list-style-type: none"> <li>with core end processing</li> <li>without core end processing</li> </ul> </li> </ul>	1x (0.5 ... 1.0 mm²), 2x (0.5 ... 1.0 mm²) 1x (0.5 ... 1.5 mm²), 2x (0.5 ... 1.5 mm²)
<b>type of connectable conductor cross-sections for AWG cables</b> <ul style="list-style-type: none"> <li>solid</li> <li>stranded</li> </ul>	1x (20 ... 16), 2x (20 ... 16) 1x (20 ... 16), 2x (20 ... 16)
<b>Product Function</b>	
<b>product function parameterizable</b>	sensor floating / sensor non-floating, monitored start-up / automatic start, 1-channel / 2-channel sensor connection, cross-circuit detection, startup testing, antivalent sensors, 2-hand switches, time delay
<b>suitability for operation device connector 3ZY12</b>	Yes
<b>suitability for interaction press control</b>	Yes
<b>suitability for use</b> <ul style="list-style-type: none"> <li>safety switch</li> <li>monitoring of floating sensors</li> <li>monitoring of non-floating sensors</li> <li>magnetically operated switch monitoring</li> <li>safety-related circuits</li> </ul>	Yes Yes Yes Yes Yes
<b>Certificates/ approvals</b>	
<b>General Product Approval</b>	



[Confirmation](#)



EMV	Functional Safety	Test Certificates	Marine / Shipping	other	Environment
 RCM	<a href="#">Type Examination Certificate</a>	<a href="#">Type Test Certificates/Test Report</a>	 LRS	<a href="#">Confirmation</a>	<a href="#">Environmental Conformations</a>

#### Further information

##### Information on the packaging

<https://support.industry.siemens.com/cs/ww/en/view/109813875>

##### Information- and Downloadcenter (Catalogs, Brochures,...)

<https://www.siemens.com/ic10>

##### Industry Mall (Online ordering system)

<https://mall.industry.siemens.com/mall/en/en/Catalog/product?mlfb=3SK1122-2CB44>

##### Cax online generator

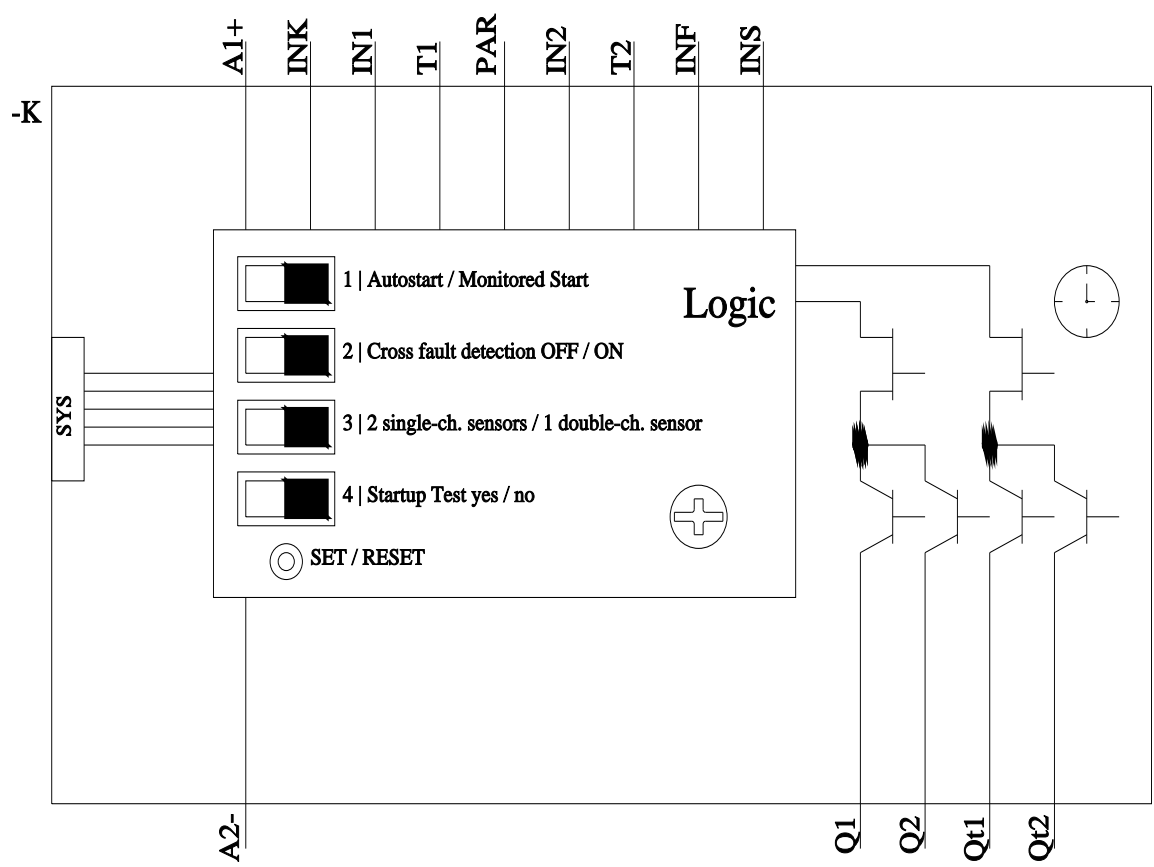
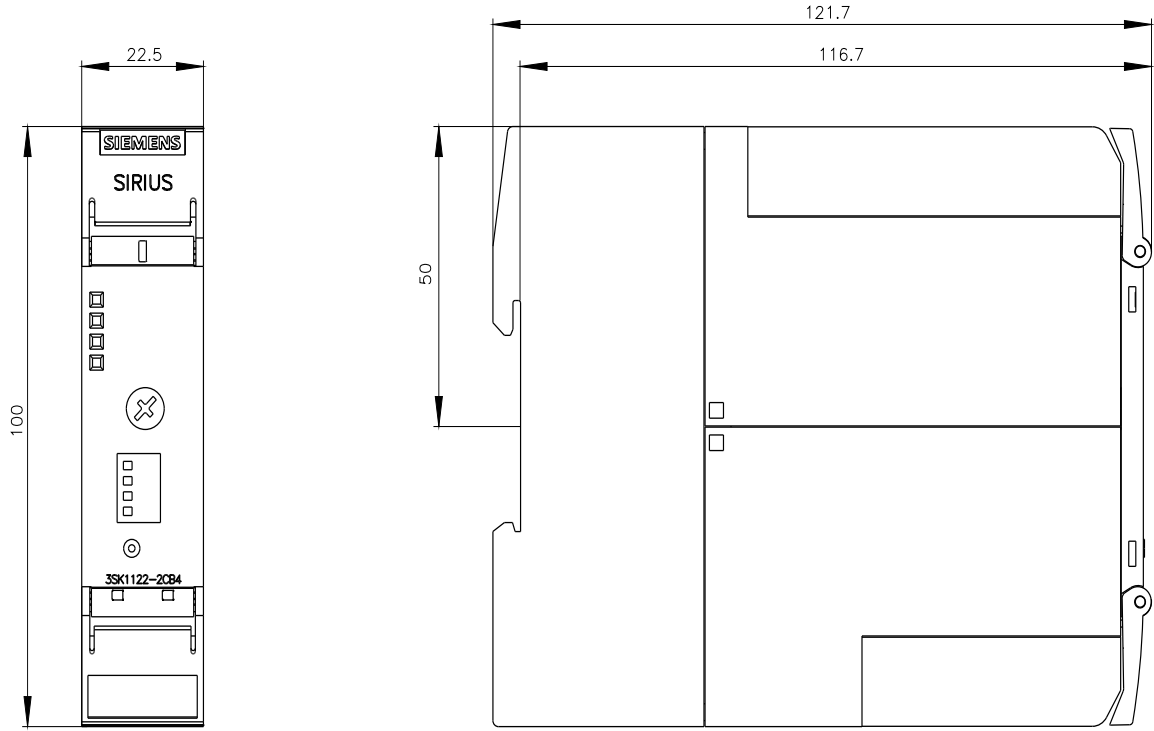
<http://support.automation.siemens.com/WW/CAXorder/default.aspx?lang=en&mlfb=3SK1122-2CB44>

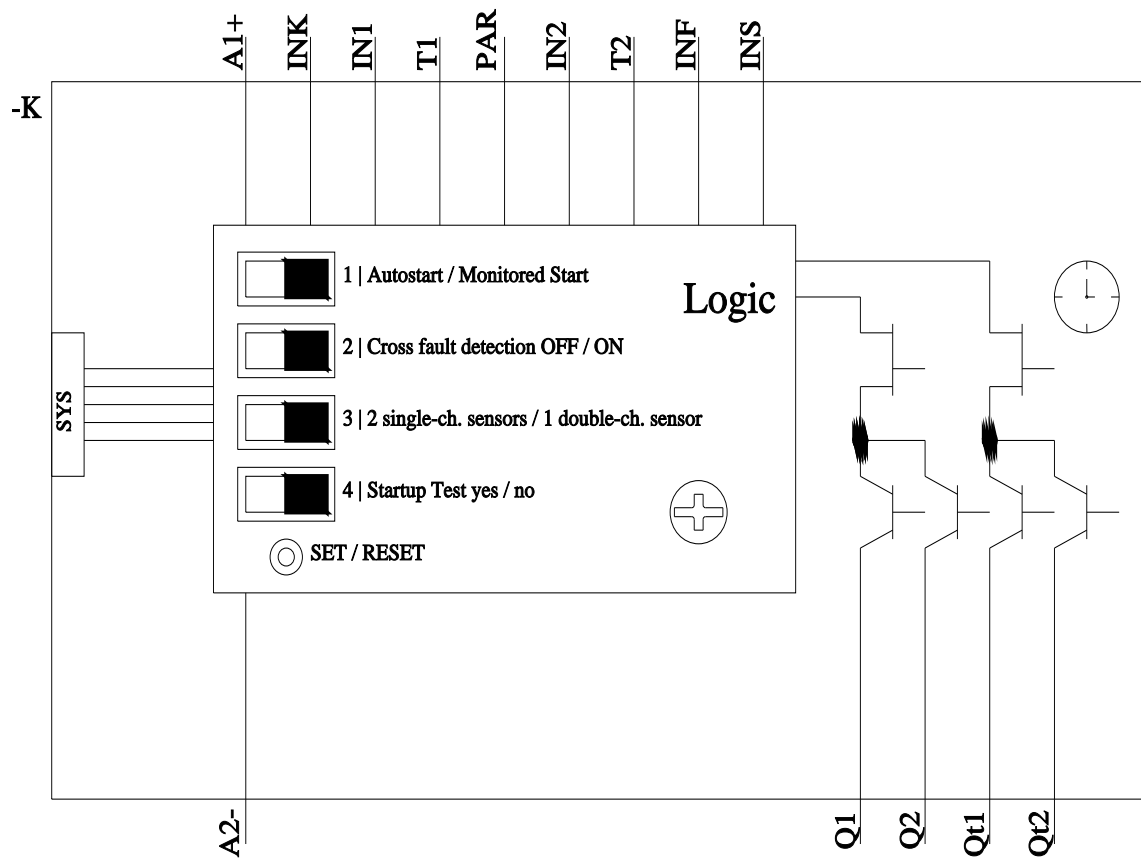
##### Service&Support (Manuals, Certificates, Characteristics, FAQs,...)

<https://support.industry.siemens.com/cs/ww/en/ps/3SK1122-2CB44>

##### Image database (product images, 2D dimension drawings, 3D models, device circuit diagrams, EPLAN macros, ...)

[http://www.automation.siemens.com/bilddb/cax\\_de.aspx?mlfb=3SK1122-2CB44&lang=en](http://www.automation.siemens.com/bilddb/cax_de.aspx?mlfb=3SK1122-2CB44&lang=en)





last modified:

3/11/2024

# Mouser Electronics

Authorized Distributor

Click to View Pricing, Inventory, Delivery & Lifecycle Information:

[Siemens:](#)

[3SK11222CB44](#)