



SIRIUS safety relay Basic unit Advanced series with time delay 0.05-3 s electronic enabling circuits 2 NO instantaneous 2 NO delayed $U_s = 24\text{ V DC}$ Spring-type terminal (push-in)

product brand name	SIRIUS
product category	Safety relays
product designation	safety relays
design of the product	Solid-state enabling circuits
General technical data	
protection class IP of the enclosure	IP20
touch protection against electrical shock	finger-safe
insulation voltage rated value	50 V
ambient temperature	
• during storage	-40 ... +80 °C
• during operation	-25 ... +60 °C
air pressure according to SN 31205	90 ... 106 kPa
relative humidity during operation	10 ... 95 %
installation altitude at height above sea level maximum	4 000 m; Derating, see Product Notification 109792701
vibration resistance according to IEC 60068-2-6	5 ... 500 Hz: 0.75 mm
shock resistance	10g / 11 ms
surge voltage resistance rated value	800 V
EMC emitted interference	IEC 60947-5-1, Class A
installation environment regarding EMC	This product is suitable for Class A environments only. In household environments, this device can cause unwanted radio interference. The user is required to implement appropriate measures in this case.
overvoltage category	3
degree of pollution	3
reference code according to IEC 81346-2	F
power loss [W] maximum	2 W
number of sensor inputs 1-channel or 2-channel	1
design of the cascading	yes
type of the safety-related wiring of the inputs	single-channel and two-channel
product feature cross-circuit-proof	Yes
Safety Integrity Level (SIL)	
• according to IEC 62061	3
• according to IEC 61508	3
• for delayed release circuit according to IEC 61508	SIL3
performance level (PL)	
• according to ISO 13849-1	e
• for delayed release circuit according to ISO 13849-1	e
category according to EN ISO 13849-1	4
Safe failure fraction (SFF)	99 %
PFHD with high demand rate according to IEC 62061	1.5E-9 1/h
PFDavg with low demand rate according to IEC 61508	7E-6
T1 value for proof test interval or service life according to	20 a

IEC 61508	
hardware fault tolerance according to IEC 61508	1
safety device type according to IEC 61508-2	Type B
Inputs/ Outputs	
number of outputs as contact-affected switching element	
• as NO contact	
— safety-related instantaneous contact	0
— safety-related delayed switching	0
number of outputs as contact-less semiconductor switching element	
• safety-related	
— delayed switching	2
— instantaneous contact	2
stop category according to IEC 60204-1	0 / 1
design of input	
• cascading input/functional switching	Yes
• feedback input	Yes
• start input	Yes
type of electrical connection plug-in socket	No
operating frequency maximum	2 000 1/h
switching capacity current	
• of semiconductor outputs at DC-13 at 24 V	2 A
design of the fuse link for short-circuit protection of the NO contacts of the relay outputs required	not required
wire length	
• with Cu 1.5 mm² and 150 nF/km per sensor circuit maximum	4 000 m
make time with automatic start	
• at DC maximum	85 ms
make time with automatic start after power failure	
• typical	6 500 ms
• maximum	6 500 ms
make time with monitored start	
• maximum	85 ms
backslide delay time after opening of the safety circuits typical	40 ms
adjustable OFF-delay time after opening of the safety circuits	0.05 ... 3
recovery time after opening of the safety circuits typical	30 ms
recovery time after power failure typical	6.5 s
pulse duration	
• of the sensor input minimum	60 ms
• of the ON pushbutton input minimum	0.15 s
Control circuit/ Control	
type of voltage of the control supply voltage	DC
control supply voltage	
• at DC rated value	
—	24 V
operating range factor control supply voltage rated value of magnet coil	
• at DC	0.8 ... 1.2
Installation/ mounting/ dimensions	
mounting position	any
required spacing for grounded parts at the side	5 mm
fastening method	screw and snap-on mounting
width	22.5 mm
height	100 mm
depth	121.6 mm
Connections/ Terminals	
type of electrical connection	spring-loaded terminal (push-in)
type of connectable conductor cross-sections	
• solid	1x (0.5 ... 1.5 mm²), 2x (0.5 ... 1.5 mm²)

<ul style="list-style-type: none"> finely stranded <ul style="list-style-type: none"> with core end processing without core end processing 	1x (0.5 ... 1.0 mm²), 2x (0.5 ... 1.0 mm²) 1x (0.5 ... 1.5 mm²), 2x (0.5 ... 1.5 mm²)
type of connectable conductor cross-sections for AWG cables <ul style="list-style-type: none"> solid stranded 	1x (20 ... 16), 2x (20 ... 16) 1x (20 ... 16), 2x (20 ... 16)
Product Function	
product function parameterizable	sensor floating / sensor non-floating, monitored start-up / automatic start, 1-channel / 2-channel sensor connection, cross-circuit detection, startup testing, antivalent sensors, 2-hand switches, time delay
suitability for operation device connector 3ZY12	Yes
suitability for interaction press control	Yes
suitability for use <ul style="list-style-type: none"> safety switch monitoring of floating sensors monitoring of non-floating sensors magnetically operated switch monitoring safety-related circuits 	Yes Yes Yes Yes Yes
Certificates/ approvals	
General Product Approval	



[Confirmation](#)



General Product Approval	EMV	Functional Safety	Test Certificates	Marine / Shipping
--------------------------	-----	-------------------	-------------------	-------------------



[Type Examination Certificate](#)

[Type Test Certificates/Test Report](#)



Marine / Shipping	other	Railway	Environment
-------------------	-------	---------	-------------



[Confirmation](#)

[Confirmation](#)

[Environmental Confirmations](#)

Further information

Information on the packaging

<https://support.industry.siemens.com/cs/ww/en/view/109813875>

Information- and Downloadcenter (Catalogs, Brochures,...)

<https://www.siemens.com/ic10>

Industry Mall (Online ordering system)

<https://mall.industry.siemens.com/mall/en/en/Catalog/product?mlfb=3SK1122-2CB41>

Cax online generator

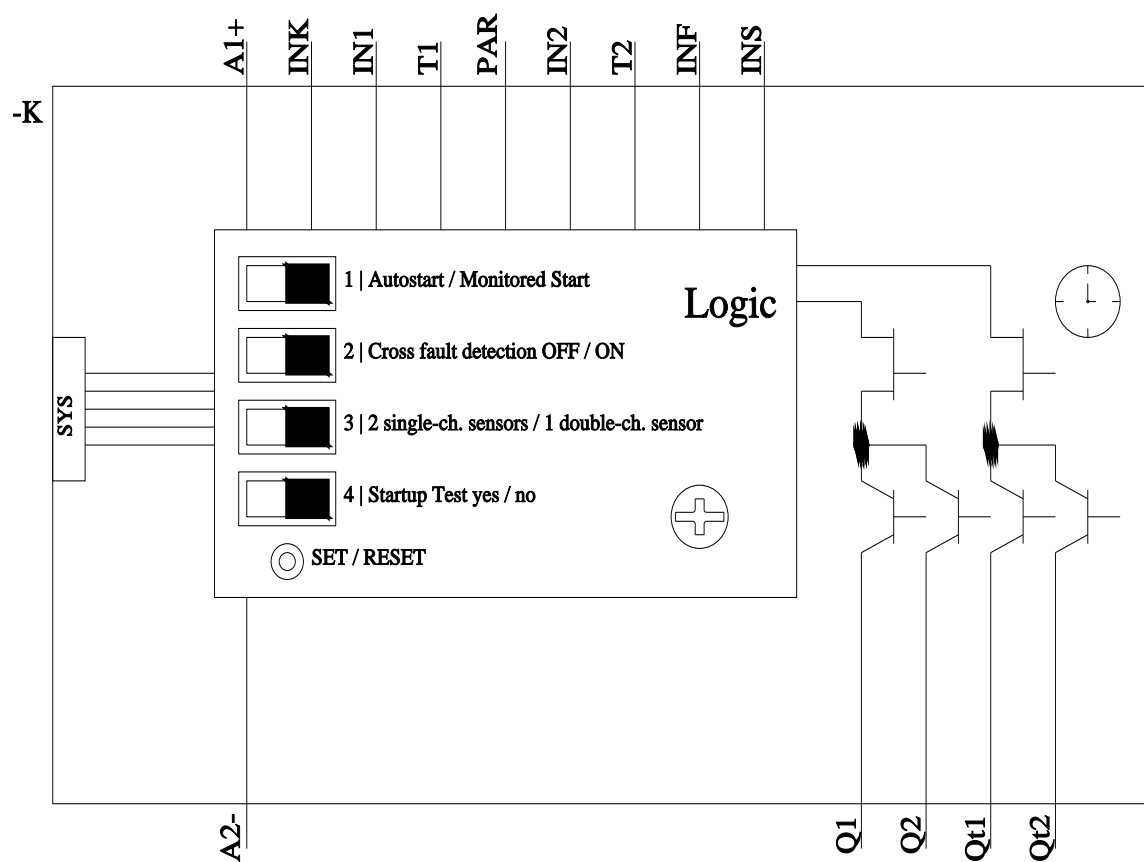
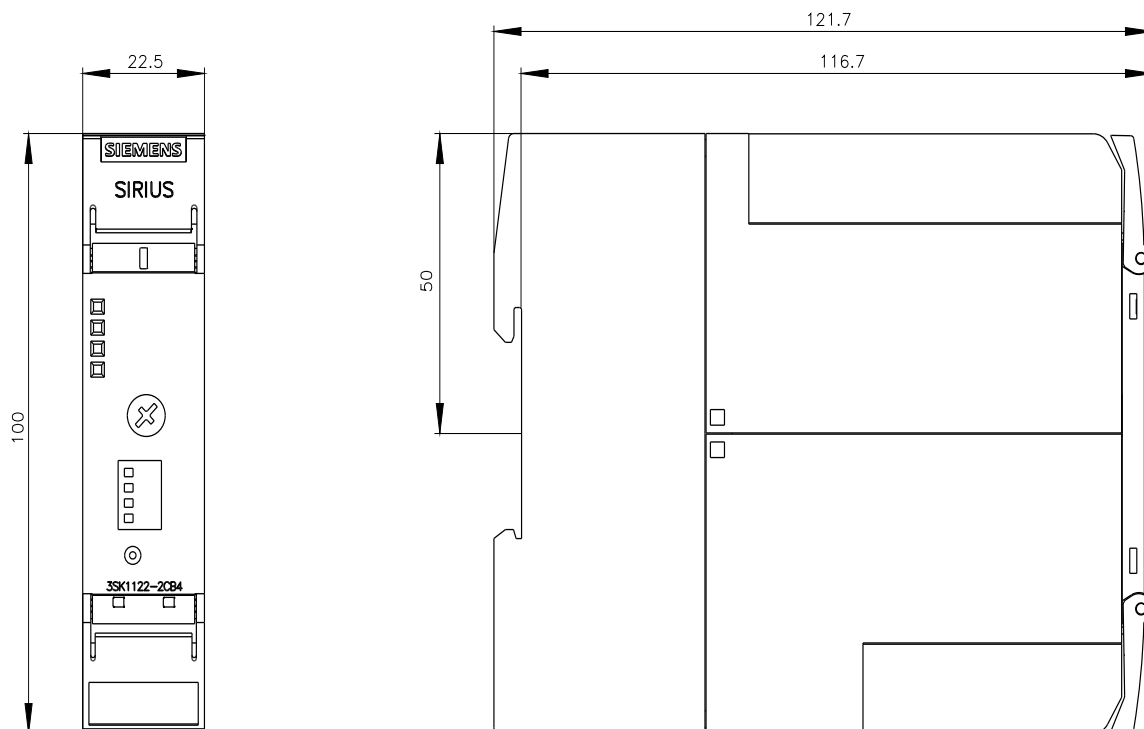
<http://support.automation.siemens.com/WW/CAXorder/default.aspx?lang=en&mlfb=3SK1122-2CB41>

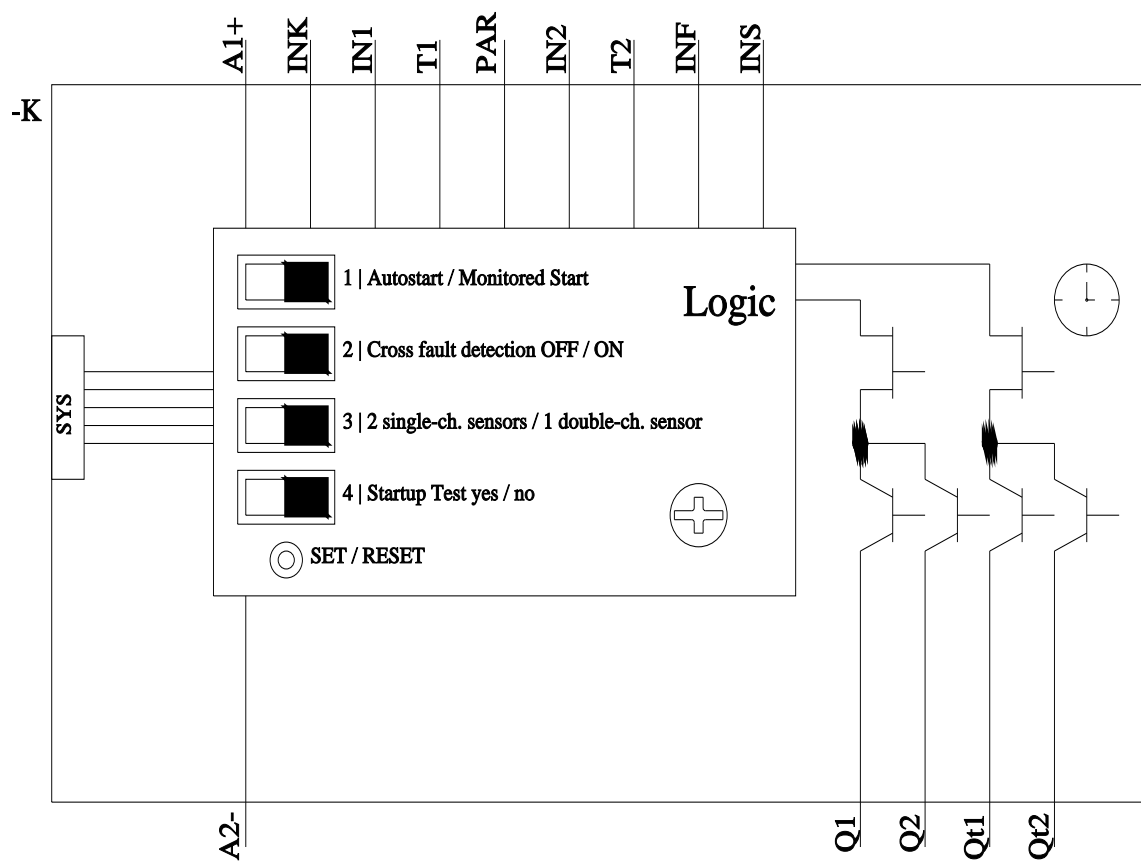
Service&Support (Manuals, Certificates, Characteristics, FAQs,...)

<https://support.industry.siemens.com/cs/ww/en/ps/3SK1122-2CB41>

Image database (product images, 2D dimension drawings, 3D models, device circuit diagrams, EPLAN macros, ...)

http://www.automation.siemens.com/bilddb/cax_de.aspx?mlfb=3SK1122-2CB41&lang=en





last modified:

3/11/2024

Mouser Electronics

Authorized Distributor

Click to View Pricing, Inventory, Delivery & Lifecycle Information:

[Siemens:](#)

[3SK11222CB41](#)