



Safety position switch with tumbler Locking force 1300 N 5 directions of approaches Spring-locked Escape release from the rear and auxiliary release with lock on the front Magnet voltage 24 V DC Monitoring actuator 2 NC/1 NO Monitoring magnet 2 NC/1 NO Actuator 3SE5000-0AV0. please order separately

product brand name	SIRIUS
product designation	Mechanical safety switches
design of the product	with separate actuator and with tumbler
product type designation	3SE5
manufacturer's article number of the optional actuators	3SE5000-0AV01 standard actuator, 3SE5000-0AV02 actuator with vertical fixing, 3SE5000-0AV03 actuator with transverse fixing, 3SE5000-0AV04 radius actuator, approach from left, 3SE5000-0AV05 universal actuator, 3SE5000-0AV06 radius actuator, approach from right, 3SE5000-0AV07 Heavy Duty actuator, 3SE5000-0AW42 actuator with vertical fixing, stainless steel socket, 3SE5000-0AW43 actuator with transverse fixing, stainless steel socket, 3SE5000-0AW51 stainless steel actuator, 3SE5000-0AW52 stainless steel actuator with vertical fixing, 3SE5000-0AW53 stainless steel actuator with transverse fixing
suitability for use safety switch	Yes
General technical data	
product function positive opening	Yes
insulation voltage rated value	250 V
degree of pollution	class 3
surge voltage resistance rated value	4 kV
protection class IP	IP65/IP67
shock resistance	30g / 11 ms
• according to IEC 60068-2-27	30g / 11 ms
mechanical service life (operating cycles) typical	1 000 000
thermal current	10 A
material of the enclosure of the switch head	plastic
reference code according to IEC 81346-2	B
continuous current of the C characteristic MCB	1 A; for a short-circuit current smaller than 400 A
continuous current of the quick DIAZED fuse link	10 A; for a short-circuit current smaller than 400 A
continuous current of the DIAZED fuse link gG	6 A; for a short-circuit current smaller than 400 A
repeat accuracy	0.05 mm
Substance Prohibitance (Date)	10/01/2011
SVHC substance name	Lead - 7439-92-1
minimum actuating force in directions of actuation	30 N
length of the sensor	185 mm
width of the sensor	54 mm
Ambient conditions	
ambient temperature	
• during operation	-25 ... +60 °C
• during storage	-40 ... +80 °C
explosion protection category for dust	none
consumed active power of magnet coil	3.5 W
operational current at AC-15	
• at 24 V rated value	6 A

<ul style="list-style-type: none"> • at 120 V rated value • at 240 V rated value 	6 A 3 A
operational current at DC-13	
<ul style="list-style-type: none"> • at 24 V rated value • at 125 V rated value • at 250 V rated value 	3 A 0.55 A 0.27 A
Enclosure	
design of the housing	special design
material of the enclosure	plastic
design of the housing according to standard	No
locking mechanism design	spring-locked (closed-circuit current principle) with escape unlocking at the rear and lock on the front
Drive Head	
design of the actuating element	5 directions of approach
design of the switching function	positive opening
number of directions of actuation	5
circuit principle	slow-action contacts
number of switching contacts safety-related	4
cable entry type	3x (M20 x 1.5)
Installation/ mounting/ dimensions	
mounting position	any
fastening method	screw fixing
Connections/ Terminals	
type of electrical connection	screw terminal
type of connectable conductor cross-sections	
<ul style="list-style-type: none"> • solid • finely stranded with core end processing • for AWG cables solid • for AWG cables stranded 	1x (0.5 ... 1.5 mm ²), 2x (0.5 ... 0.75 mm ²) 1x (0.5 ... 1.5 mm ²), 2x (0.5 ... 0.75 mm ²) 1x (20 ... 16), 2x (20 ... 18) 1x (20 ... 16), 2x (20 ... 18)
Supply voltage	
supply voltage of magnet coil	24 V
design of the interface for safety-related communication	without
Communication/ Protocol	
design of the interface	without
Safety related data	
proportion of dangerous failures with high demand rate according to SN 31920	20 %
B10 value with high demand rate according to SN 31920	1 000 000
Approvals Certificates	
General Product Approval	



[Confirmation](#)



General Product Approval	Functional Safety	other	Dangerous Good
--------------------------	-------------------	-------	----------------



[Confirmation](#)

[Transport Information](#)

Further information

Information on the packaging

<https://support.industry.siemens.com/cs/ww/en/view/109813875>

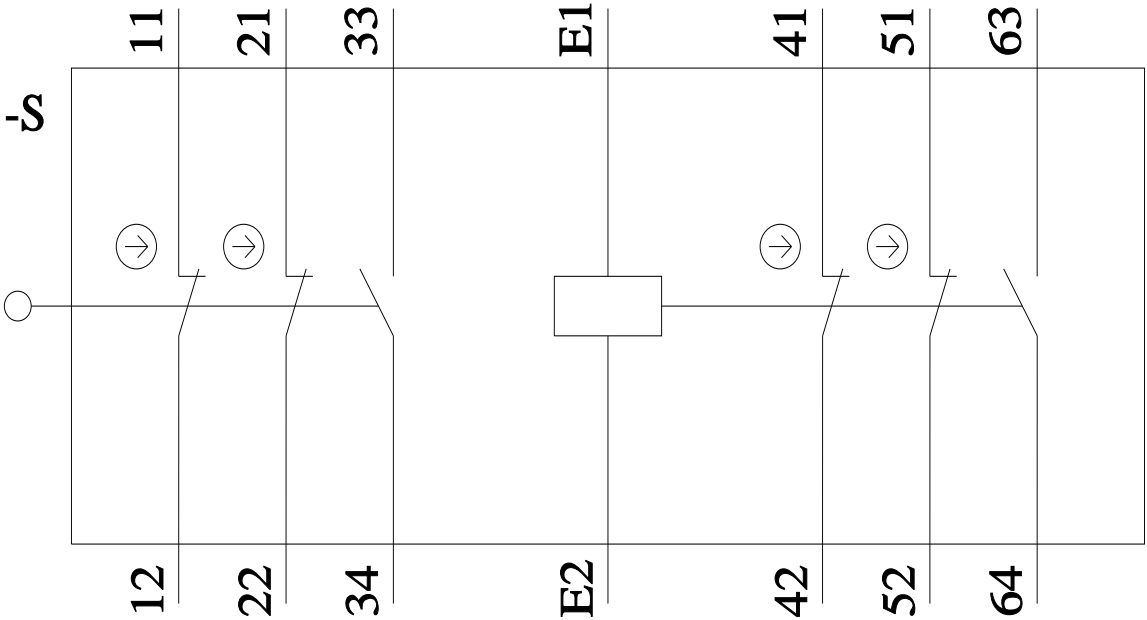
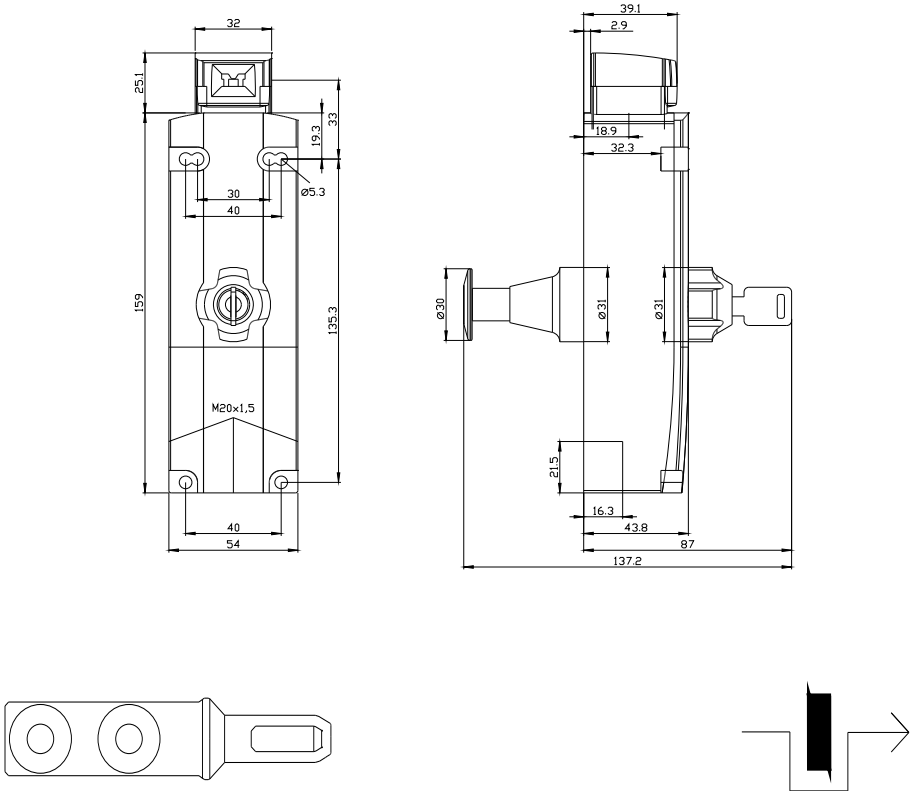
Information- and Downloadcenter (Catalogs, Brochures,...)

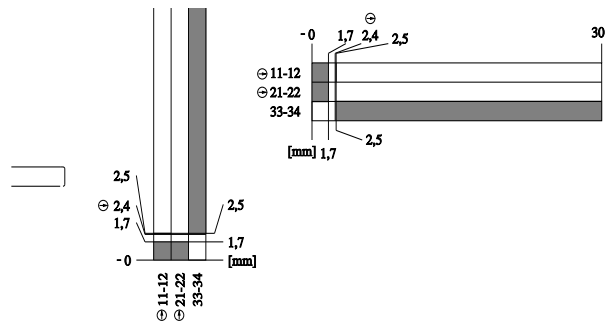
<https://www.siemens.com/ic10>

Industry Mall (Online ordering system)

<https://mall.industry.siemens.com/mall/en/en/Catalog/product?mlfb=3SE5322-0SH21>

Cax online generator





last modified:

4/8/2024

Mouser Electronics

Authorized Distributor

Click to View Pricing, Inventory, Delivery & Lifecycle Information:

[Siemens:](#)

[3SE53220SH21](#)