



position switch plastic 50 mm increased corrosion protection device connection 2x (M20x 1.5) 1 NO/1 NC integrated (not replaceable) quick-action contacts, rounded plunger, functional at -40 °C shock and vibration test according to EN 61373, category 1B

product brand name	SIRIUS
product designation	Mechanical position switches
product type designation	3SE5
suitability for use safety switch	Yes
<b>General technical data</b>	
product function positive opening	Yes
insulation voltage rated value	400 V
degree of pollution	class 3
surge voltage resistance rated value	6 kV
protection class IP	IP66/IP67
shock resistance	
• according to IEC 60068-2-27	30g / 11 ms
• for railway applications according to EN 61373	Category 1, Class B
mechanical service life (operating cycles) typical	15 000 000
electrical endurance (operating cycles) at AC-15 at 230 V typical	100 000
thermal current	10 A
material of the enclosure of the switch head	plastic
reference code according to IEC 81346-2	B
continuous current of the C characteristic MCB	1 A; for a short-circuit current smaller than 400 A
continuous current of the quick DIAZED fuse link	10 A; for a short-circuit current smaller than 400 A
continuous current of the DIAZED fuse link gG	6 A
active principle	mechanical
repeat accuracy	0.05 mm
Substance Prohibitance (Date)	07/01/2006
minimum actuating force in directions of actuation	20 N
length of the sensor	60.7 mm
width of the sensor	50 mm
<b>Ambient conditions</b>	
ambient temperature	
• during operation	-40 ... +85 °C
• during storage	-40 ... +90 °C
explosion protection category for dust	none
design of the switching contact	mechanical
operating frequency rated value	50 ... 60 Hz
number of NC contacts for auxiliary contacts	1
number of NO contacts for auxiliary contacts	1
operational current at AC-15	
• at 24 V rated value	6 A
• at 120 V rated value	6 A

<ul style="list-style-type: none"> <li>• at 240 V rated value</li> <li>• at 400 V rated value</li> </ul>	6 A 4 A
<b>operational current at DC-13</b>	
<ul style="list-style-type: none"> <li>• at 24 V rated value</li> <li>• at 125 V rated value</li> <li>• at 250 V rated value</li> <li>• at 400 V rated value</li> </ul>	3 A 0.55 A 0.27 A 0.12 A
<b>Enclosure</b>	
<b>design of the housing</b>	block, wide
<b>material of the enclosure</b>	plastic
<b>coating of the enclosure</b>	Other types
<b>design of the housing according to standard</b>	No
<b>Drive Head</b>	
<b>design of the actuating element</b>	Rounded plunger, plastic plunger
<b>standard-compliant actuator head</b>	EN 50047, design B
<b>shape of the switch head</b>	rounded
<b>design of the switching function</b>	positive opening, integrated
<b>circuit principle</b>	snap-action contacts
number of switching contacts safety-related	1
<b>cable entry type</b>	1x (M20 x 1.5)
<b>Installation/ mounting/ dimensions</b>	
<b>mounting position</b>	any
<b>fastening method</b>	screw fixing
<b>Connections/ Terminals</b>	
<b>type of electrical connection</b>	screw terminal
<b>type of connectable conductor cross-sections</b>	
<ul style="list-style-type: none"> <li>• solid</li> <li>• finely stranded with core end processing</li> <li>• for AWG cables solid</li> <li>• for AWG cables stranded</li> </ul>	1x (0.5 ... 1.5 mm²), 2x (0.5 ... 0.75 mm²) 1x (0.5 ... 1.5 mm²), 2x (0.5 ... 0.75 mm²) 1x (20 ... 16), 2x (20 ... 18) 1x (20 ... 16), 2x (20 ... 18)
design of the interface for safety-related communication	without
<b>Communication/ Protocol</b>	
<b>design of the interface</b>	without
<b>Approvals Certificates</b>	
<b>General Product Approval</b>	



[Confirmation](#)



General Product Approval	Functional Safety	Test Certificates	other	Environment
--------------------------	-------------------	-------------------	-------	-------------



[Type Test Certificates/Test Report](#)

[Type Test Certificates/Test Report](#)

[Confirmation](#)

[Environmental Confirmations](#)

#### Further information

##### Information on the packaging

<https://support.industry.siemens.com/cs/ww/en/view/109813875>

##### Information- and Downloadcenter (Catalogs, Brochures,...)

<https://www.siemens.com/ic10>

##### Industry Mall (Online ordering system)

<https://mall.industry.siemens.com/mall/en/en/Catalog/product?mlfb=3SE5242-0HC05-1AJ0>

##### Cax online generator

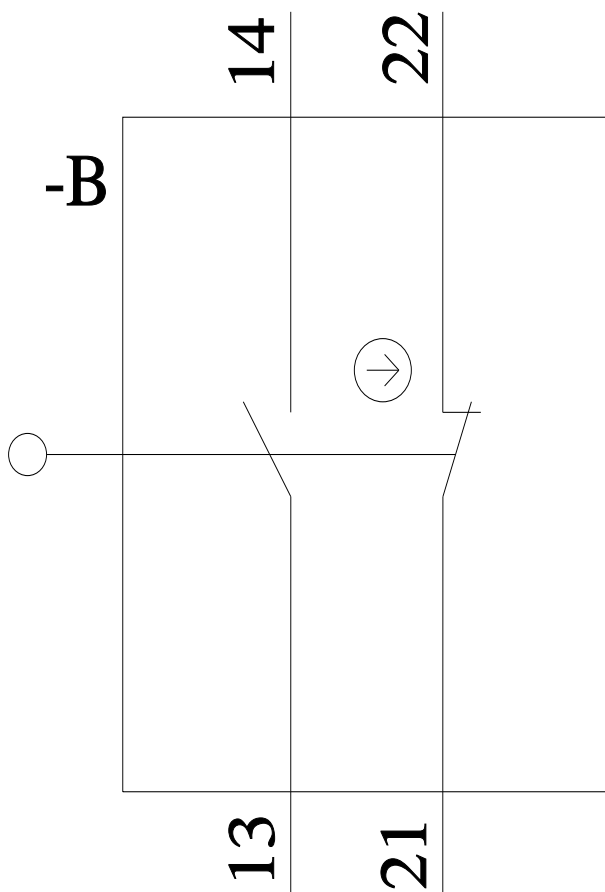
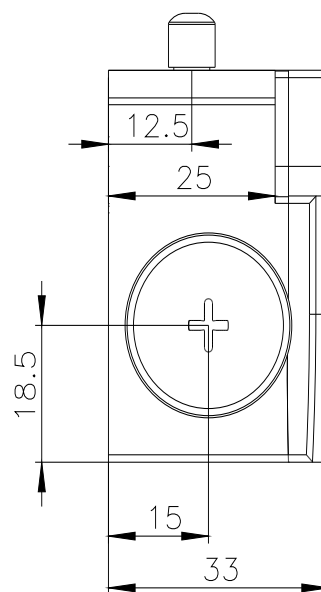
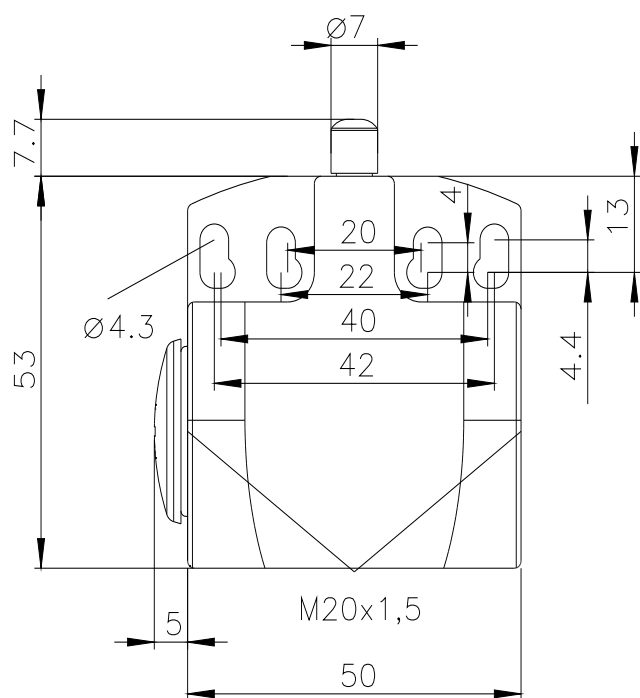
<http://support.automation.siemens.com/WW/CAXorder/default.aspx?lang=en&mlfb=3SE5242-0HC05-1AJ0>

##### Service&Support (Manuals, Certificates, Characteristics, FAQs,...)

<https://support.industry.siemens.com/cs/ww/en/ps/3SE5242-0HC05-1AJ0>

##### Image database (product images, 2D dimension drawings, 3D models, device circuit diagrams, EPLAN macros, ...)

[http://www.automation.siemens.com/bilddb/cax\\_de.aspx?mlfb=3SE5242-0HC05-1AJ0&lang=en](http://www.automation.siemens.com/bilddb/cax_de.aspx?mlfb=3SE5242-0HC05-1AJ0&lang=en)





# Mouser Electronics

Authorized Distributor

Click to View Pricing, Inventory, Delivery & Lifecycle Information:

[Siemens:](#)

[3SE52420HC051AJ0](#)