



Position switch Metal enclosure 56 mm wide Device connection 3x (M20x 1.5) 1 NO/1 NC quick action contacts Plain plunger, stainless steel

| | |
|---|--|
| product brand name | SIRIUS |
| product designation | Mechanical position switches |
| product type designation | 3SE5 |
| manufacturer's article number | |
| • of the supplied basic switch | 3SE5122-0CA00 |
| • of the supplied actuator head for position switches | 3SE5000-0AB01 |
| • of the supplied switching contacts | 3SE5000-0CA00 |
| • of the supplied empty enclosure with cover | 3SE5122-0AA00 |
| suitability for use safety switch | Yes |
| General technical data | |
| product function positive opening | Yes |
| insulation voltage rated value | 400 V |
| degree of pollution | class 3 |
| surge voltage resistance rated value | 6 kV |
| protection class IP | IP66/IP67 |
| shock resistance | |
| • according to IEC 60068-2-27 | 30g / 11 ms |
| vibration resistance according to IEC 60068-2-6 | 0.35 mm/5g |
| mechanical service life (operating cycles) typical | 15 000 000 |
| electrical endurance (operating cycles) at AC-15 at 230 V typical | 100 000 |
| thermal current | 10 A |
| material of the enclosure of the switch head | metal |
| reference code according to IEC 81346-2 | B |
| continuous current of the C characteristic MCB | 1 A; for a short-circuit current smaller than 400 A |
| continuous current of the quick DIAZED fuse link | 10 A; for a short-circuit current smaller than 400 A |
| continuous current of the DIAZED fuse link gG | 6 A |
| active principle | mechanical |
| repeat accuracy | 0.05 mm |
| Substance Prohibitance (Date) | 07/01/2006 |
| minimum actuating force in directions of actuation | 20 N |
| length of the sensor | 85.7 mm |
| width of the sensor | 56 mm |
| Ambient conditions | |
| ambient temperature | |
| • during operation | -25 ... +85 °C |
| • during storage | -40 ... +90 °C |
| explosion protection category for dust | none |
| design of the switching contact | mechanical |
| operating frequency rated value | 50 ... 60 Hz |

| | |
|--|--------|
| number of NC contacts for auxiliary contacts | 1 |
| number of NO contacts for auxiliary contacts | 1 |
| operational current at AC-15 | |
| • at 24 V rated value | 6 A |
| • at 125 V rated value | 6 A |
| • at 240 V rated value | 6 A |
| • at 400 V rated value | 4 A |
| operational current at DC-13 | |
| • at 24 V rated value | 3 A |
| • at 125 V rated value | 0.55 A |
| • at 250 V rated value | 0.27 A |
| • at 400 V rated value | 0.12 A |

| | |
|---|----------------------|
| Enclosure | |
| design of the housing | block, wide |
| material of the enclosure | metal |
| coating of the enclosure | cathodic dip coating |
| design of the housing according to standard | No |

| | |
|---|---|
| Drive Head | |
| design of the actuating element | Rounded plunger, high-grade steel plunger |
| standard-compliant actuator head | EN 50041, design B |
| shape of the switch head | rounded |
| design of the switching function | positive opening |
| circuit principle | snap-action contacts |
| number of switching contacts safety-related | 1 |
| cable entry type | 3x (M20 x 1.5) |

| | |
|---|--------------|
| Installation/ mounting/ dimensions | |
| mounting position | any |
| fastening method | screw fixing |

| | |
|--|---|
| Connections/ Terminals | |
| type of electrical connection | screw-type terminals |
| type of connectable conductor cross-sections | |
| • solid | 1x (0.5 ... 1.5 mm ²), 2x (0.5 ... 0.75 mm ²) |
| • finely stranded with core end processing | 1x (0.5 ... 1.5 mm ²), 2x (0.5 ... 0.75 mm ²) |
| • for AWG cables solid | 1x (20 ... 16), 2x (20 ... 18) |
| • for AWG cables stranded | 1x (20 ... 16), 2x (20 ... 18) |
| design of the interface for safety-related communication | without |

| | |
|--------------------------------|---------|
| Communication/ Protocol | |
| design of the interface | without |

| | |
|--------------------------------|---------------------------------------|
| Certificates/ approvals | |
| General Product Approval | Functional Safety/Safety of Machinery |



[Confirmation](#)



[Type Examination Certificate](#)

| | | |
|---------------------------|-------------------|-------|
| Declaration of Conformity | Test Certificates | other |
|---------------------------|-------------------|-------|



[Type Test Certificates/Test Report](#)

[Confirmation](#)

Further information

Siemens has decided to exit the Russian market (see here).

<https://press.siemens.com/global/en/pressrelease/siemens-wind-down-russian-business>

Siemens is working on the renewal of the current EAC certificates.

Please contact your local Siemens office on the status of validity of the EAC certification if you intend to import or offer to supply these products to an EAC relevant market (other than the sanctioned EAEU member states Russia or Belarus).

Information on the packaging

<https://support.industry.siemens.com/cs/ww/en/view/109813875>

Information- and Downloadcenter (Catalogs, Brochures,...)

<https://www.siemens.com/ic10>

Industry Mall (Online ordering system)

<https://mall.industry.siemens.com/mall/en/en/Catalog/product?mlfb=3SE5122-0CB01>

Cax online generator

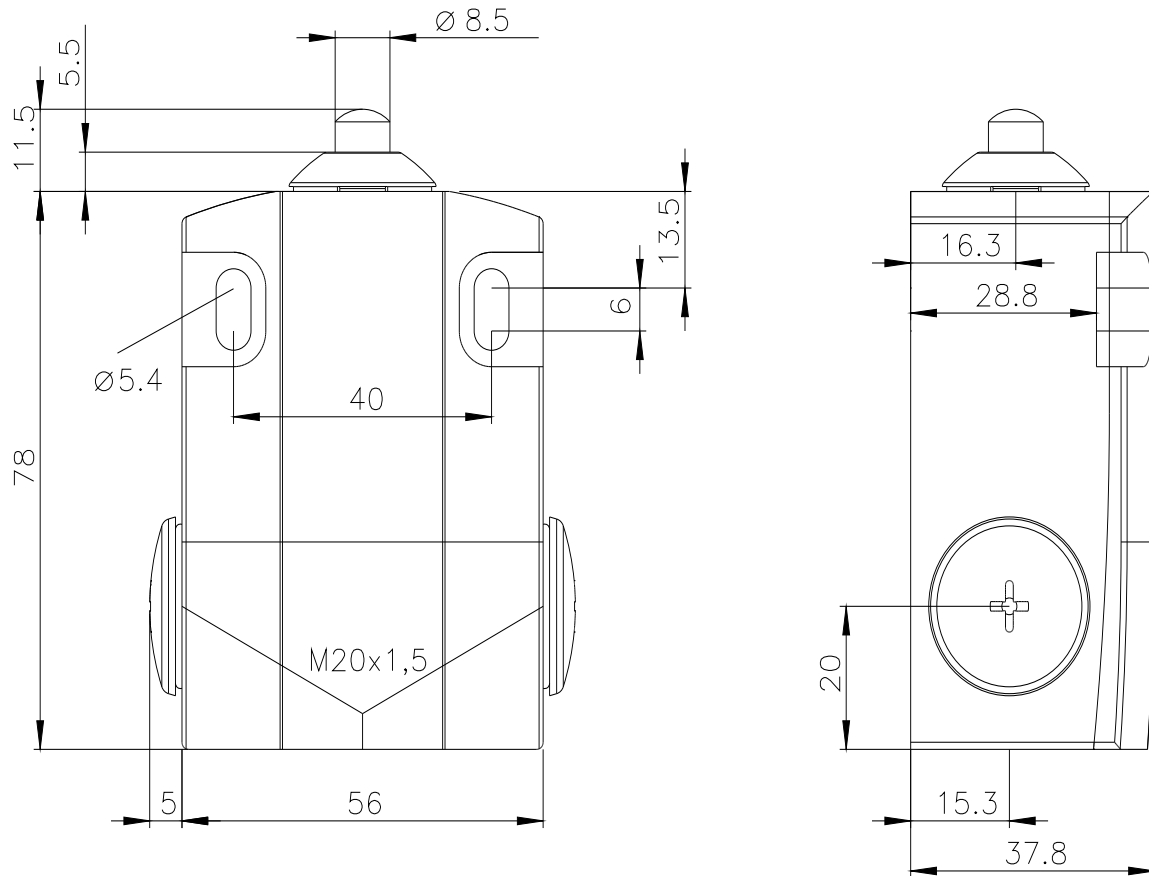
<http://support.automation.siemens.com/WW/CAXorder/default.aspx?lang=en&mlfb=3SE5122-0CB01>

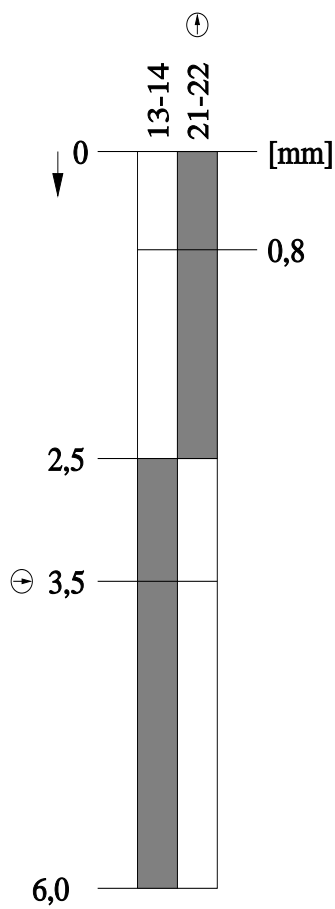
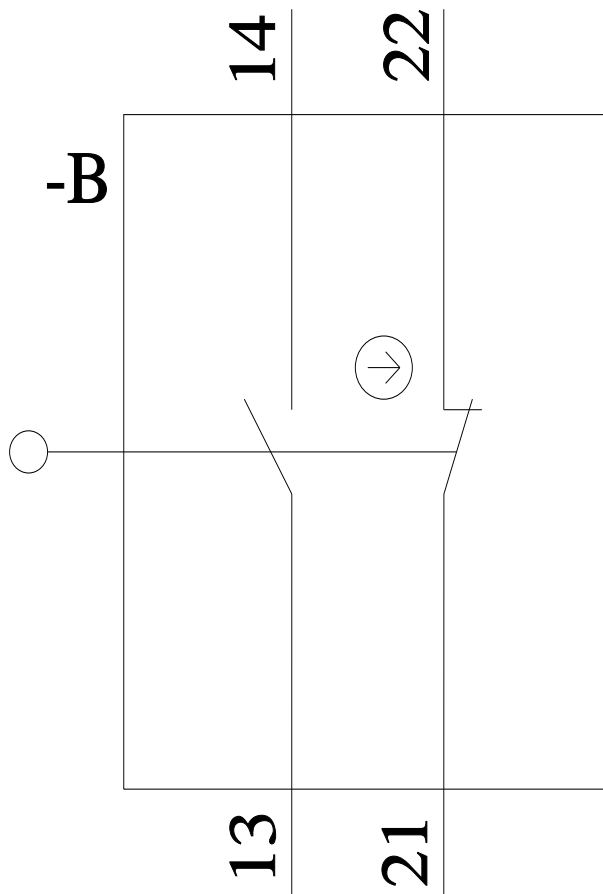
Service&Support (Manuals, Certificates, Characteristics, FAQs,...)

<https://support.industry.siemens.com/cs/ww/en/ps/3SE5122-0CB01>

Image database (product images, 2D dimension drawings, 3D models, device circuit diagrams, EPLAN macros, ...)

http://www.automation.siemens.com/bilddb/cax_de.aspx?mlfb=3SE5122-0CB01&lang=en





Mouser Electronics

Authorized Distributor

Click to View Pricing, Inventory, Delivery & Lifecycle Information:

Siemens:

[3SE51220CB01](#)