



Position switch, 3SE5114 Metal enclosure 40 mm with twist lever adjustable-length with Grid hole EN 50041, 1 NO/1 NC quick action contacts with M12 connector, 5-pole, fixed with 2 LEDs, yellow/green, 24 V DC Pin assignment: Pin1=21, Pin2=22 Pin 3=13 + LED green, Pin 4=14 and LED yellow, Pin 5=ground LED

product brand name	SIRIUS
product designation	Mechanical position switches
product type designation	3SE5
manufacturer's article number	
• of the supplied basic switch	<a href="#">3SE5114-1CA00-0AF3</a>
• of the supplied actuator head for position switches	<a href="#">3SE5000-0AH00</a>
• of the supplied operating lever	<a href="#">3SE5000-0AA60</a>
• of the supplied switching contacts	<a href="#">3SE5000-0CA00</a>
suitability for use safety switch	Yes
<b>General technical data</b>	
product function positive opening	Yes
insulation voltage rated value	125 V
degree of pollution	class 3
surge voltage resistance rated value	0.8 kV
protection class IP	IP66/IP67
shock resistance	
• according to IEC 60068-2-27	30g / 11 ms
vibration resistance according to IEC 60068-2-6	0.35 mm/5g
mechanical service life (operating cycles) typical	15 000 000
thermal current	4 A
material of the enclosure of the switch head	plastic
reference code according to IEC 81346-2	B
continuous current of the C characteristic MCB	1 A; for a short-circuit current smaller than 400 A
continuous current of the quick DIAZED fuse link	4 A; for a short-circuit current smaller than 400 A
continuous current of the DIAZED fuse link gG	4 A
active principle	mechanical
repeat accuracy	0.05 mm
operating resource protection class	III (according to EN 60536)
Substance Prohibitance (Date)	07/01/2006
minimum actuating torque in directions of actuation	0.25 N·m
length of the sensor	206 mm
width of the sensor	40 mm
<b>Ambient conditions</b>	
ambient temperature	
• during operation	-25 ... +60 °C
• during storage	-40 ... +90 °C
explosion protection category for dust	none
design of the switching contact	mechanical
number of NC contacts for auxiliary contacts	1
number of NO contacts for auxiliary contacts	1

<b>operational current at DC-13</b> • at 24 V rated value	3 A
<b>Enclosure</b>	
<b>design of the housing</b>	block, narrow
<b>material of the enclosure</b>	metal
<b>coating of the enclosure</b>	cathodic dip coating
<b>design of the housing according to standard</b>	Yes
<b>Drive Head</b>	
<b>design of the actuating element</b>	Adjustable twist lever, adjustable-length metal lever with latching, plastic roller 19 mm
<b>standard-compliant actuator head</b>	EN 50041, design A
<b>shape of the switch head</b>	roller
<b>design of the switching function</b>	positive opening
<b>circuit principle</b>	snap-action contacts
<b>number of switching contacts safety-related</b>	1
<b>cable entry type</b>	M12 plug
<b>design of plug-in connection</b>	M12 plug, 5-pole: Pin 1 = terminal 21, Pin 2 = 22, Pin 3 = 13/LED green, Pin 4 = 14/LED yellow, Pin 5 = ground LED
<b>Installation/ mounting/ dimensions</b>	
<b>mounting position</b>	any
<b>fastening method</b>	screw fixing
<b>Connections/ Terminals</b>	
<b>type of electrical connection</b>	M12 plug, fixed
<b>type of connectable conductor cross-sections</b> • solid • finely stranded with core end processing • for AWG cables solid • for AWG cables stranded	1x (0.5 ... 1.5 mm <sup>2</sup> ), 2x (0.5 ... 0.75 mm <sup>2</sup> ) 1x (0.5 ... 1.5 mm <sup>2</sup> ), 2x (0.5 ... 0.75 mm <sup>2</sup> ) 1x (20 ... 16), 2x (20 ... 18) 1x (20 ... 16), 2x (20 ... 18)
<b>Supply voltage</b>	
<b>type of voltage of the supply voltage of the optional LED display</b>	DC
<b>supply voltage</b> • of LED	24 V
<b>design of the interface for safety-related communication</b>	without
<b>Communication/ Protocol</b>	
<b>design of the interface</b>	without
<b>Certificates/ approvals</b>	
General Product Approval	Functional Safety/Safety of Machinery



[Confirmation](#)



[Type Examination Certificate](#)

Declaration of Conformity	Test Certificates	other
---------------------------	-------------------	-------



[Type Test Certificates/Test Report](#)

[Confirmation](#)

#### Further information

Siemens has decided to exit the Russian market (see here).

<https://press.siemens.com/global/en/pressrelease/siemens-wind-down-russian-business>

Siemens is working on the renewal of the current EAC certificates.

Please contact your local Siemens office on the status of validity of the EAC certification if you intend to import or offer to supply these products to an EAC relevant market (other than the sanctioned EAEU member states Russia or Belarus).

Information on the packaging

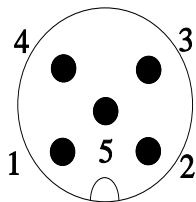
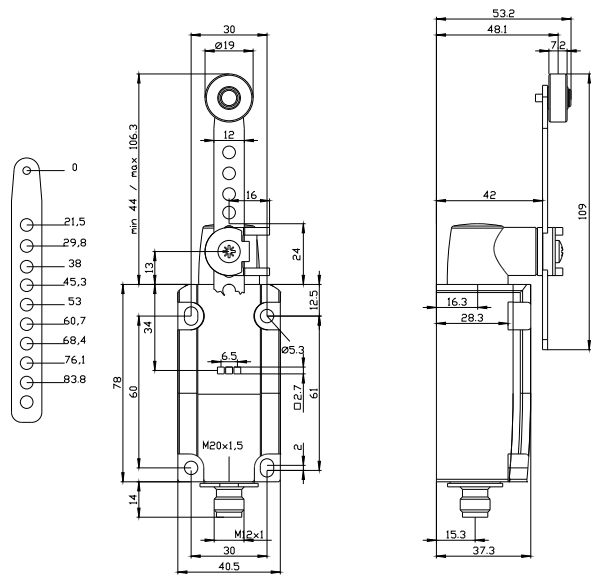
<https://support.industry.siemens.com/cs/ww/en/view/109813875>

Information- and Downloadcenter (Catalogs, Brochures,...)

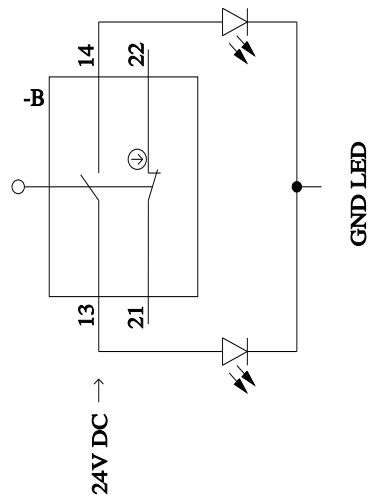
<https://www.siemens.com/ic10>

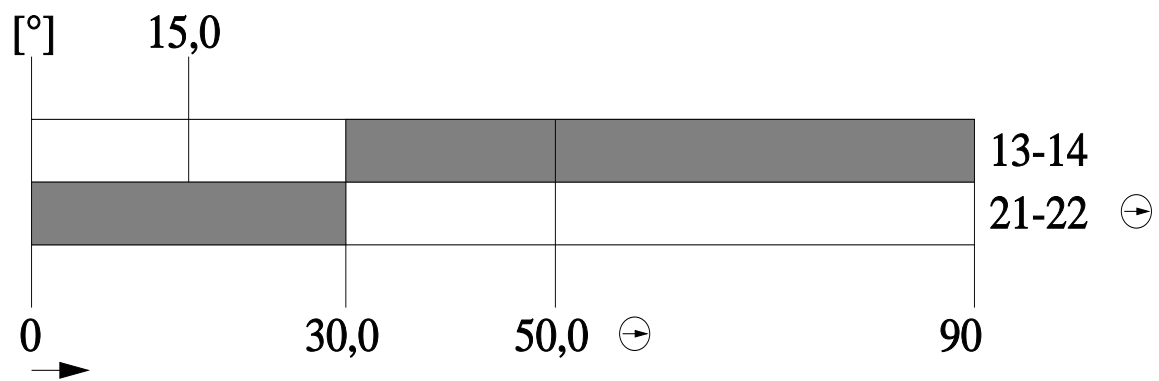
Industry Mall (Online ordering system)

<https://mall.industry.siemens.com/mall/en/en/Catalog/product?mlfb=3SE5114-1CH60-1AF3>



1	BN = Brown	→	21
2	WH = White	→	22
3	BU = Blue	→	13+LED-Green
4	BK = Black	→	14+LED-Yellow
5	GY = Grey	→	GND LED





last modified:

1/26/2022 

# Mouser Electronics

Authorized Distributor

Click to View Pricing, Inventory, Delivery & Lifecycle Information:

Siemens:

3SE51141CH601AF3