

Siemens
EcoTech



Circuit breaker size S3 for system protection with approval circuit breaker UL 489, CSA C22.2 No.5-02 A-release 25 A N-release 325 A screw terminal



product brand name	SIRIUS
product designation	Circuit breaker
design of the product	For system protection according to UL 489/CSA C22.2 No. 5
product type designation	3RV2
General technical data	
size of the circuit-breaker	S3
product extension auxiliary switch	Yes
power loss [W] for rated value of the current	
• at AC in hot operating state	14 W
• at AC in hot operating state per pole	4.7 W
insulation voltage with degree of pollution 3 at AC rated value	1 000 V
surge voltage resistance rated value	8 kV
shock resistance according to IEC 60068-2-27	25 g / 11 ms (rectangular impulse and sine pulse)
mechanical service life (operating cycles)	
• of the main contacts typical	25 000
• of auxiliary contacts typical	25 000
electrical endurance (operating cycles) typical	25 000
reference code according to IEC 81346-2	Q
Substance Prohibitance (Date)	03/01/2017
SVHC substance name	Lead - 7439-92-1
Weight	2.25 kg
Ambient conditions	
installation altitude at height above sea level maximum	2 000 m
ambient temperature	
• during operation	-20 ... +60 °C
• during storage	-50 ... +80 °C
• during transport	-50 ... +80 °C
relative humidity during operation	10 ... 95 %
Environmental footprint	
global warming potential [CO2 eq] total	283.24 kg
global warming potential [CO2 eq] during manufacturing	18.5 kg
global warming potential [CO2 eq] during sales	1.24 kg
global warming potential [CO2 eq] during operation	265 kg
global warming potential [CO2 eq] after end of life	-1.5 kg
Siemens Eco Profile (SEP)	Siemens EcoTech
Main circuit	
number of poles for main current circuit	3


type of voltage for main current circuit	AC
operating voltage	
• rated value	20 ... 600 V
operating frequency rated value	50 ... 60 Hz
operational current rated value	25 A
Auxiliary circuit	
type of voltage for auxiliary and control circuit	AC/DC
number of NC contacts for auxiliary contacts	0
number of NO contacts for auxiliary contacts	0
number of CO contacts for auxiliary contacts	0
Protective and monitoring functions	
product function	
• ground fault detection	No
• phase failure detection	No
design of the overload release	thermal
maximum short-circuit current breaking capacity (Icu)	
• at AC at 240 V rated value	100 kA
• at AC at 400 V rated value	100 kA
• at 480 AC Y/277 V according to UL 489 rated value	65 kA
• at 480 V AC according to UL 489 rated value	65 kA
operating short-circuit current breaking capacity (Ics) at AC	
• at 240 V rated value	100 kA
• at 400 V rated value	50 kA
response value current of instantaneous short-circuit trip unit	325 A
Short-circuit protection	
product function short circuit protection	Yes
design of the short-circuit trip	magnetic
Installation/ mounting/ dimensions	
mounting position	any
fastening method	screw and snap-on mounting onto 35 mm DIN rail according to DIN EN 60715
height	170 mm
width	70 mm
depth	176 mm
required spacing	
• for grounded parts at 400 V	
— downwards	90 mm
— upwards	90 mm
— at the side	10 mm
• for live parts at 400 V	
— downwards	90 mm
— upwards	90 mm
— at the side	10 mm
Connections/ Terminals	
type of electrical connection	
• for main current circuit	screw-type terminals
arrangement of electrical connectors for main current circuit	Top and bottom
type of connectable conductor cross-sections	
• for main contacts	
— solid	2x (2.5 ... 16 mm²)
— solid or stranded	2x (2.5 ... 50 mm²), 1x (10 ... 70 mm²)
— finely stranded with core end processing	2x (2.5 ... 35 mm²), 1x (2.5 ... 50 mm²)
— finely stranded without core end processing	2x (10 ... 35 mm²), 1x (10 ... 50 mm²)
• for AWG cables for main contacts	10 only front clamping point
• for AWG cables for main contacts for box terminal using the front clamping point	10 only front clamping point
tightening torque	
• for main contacts with screw-type terminals	4.5 ... 6 N·m
design of screwdriver shaft	Hexagonal socket
size of the screwdriver tip	4 mm
design of the thread of the connection screw	

• for main contacts	M8
Safety related data	
product function suitable for safety function	Yes
suitability for use	
• safety-related switching on	No
• safety-related switching OFF	Yes
service life maximum	10 a
test wear-related service life necessary	Yes
proportion of dangerous failures	
• with low demand rate according to SN 31920	40 %
• with high demand rate according to SN 31920	50 %
B10 value with high demand rate according to SN 31920	5 000
failure rate [FIT] with low demand rate according to SN 31920	50 FIT
ISO 13849	
device type according to ISO 13849-1	3
overdimensioning according to ISO 13849-2 necessary	Yes
IEC 61508	
safety device type according to IEC 61508-2	Type A
T1 value	
• for proof test interval or service life according to IEC 61508	10 a
Electrical Safety	
protection class IP on the front according to IEC 60529	IP20
touch protection on the front according to IEC 60529	finger-safe, for vertical contact from the front
Display	
display version for switching status	Handle
Approvals Certificates	
General Product Approval	



KC



General Product Approval	Test Certificates	Marine / Shipping	other
BIS CRS	Type Test Certificates/Test Report	Special Test Certificate	Miscellaneous
			Confirmation
other	Environment		



[Environmental Confirmations](#)

Further information

Information on the packaging

<https://support.industry.siemens.com/cs/ww/en/view/109813875>

Information- and Downloadcenter (Catalogs, Brochures,...)

<https://www.siemens.com/ic10>

Industry Mall (Online ordering system)

<https://mall.industry.siemens.com/mall/en/en/Catalog/product?mlfb=3RV2742-5DD10>

Cax online generator

<http://support.automation.siemens.com/WW/CAXorder/default.aspx?lang=en&mlfb=3RV2742-5DD10>

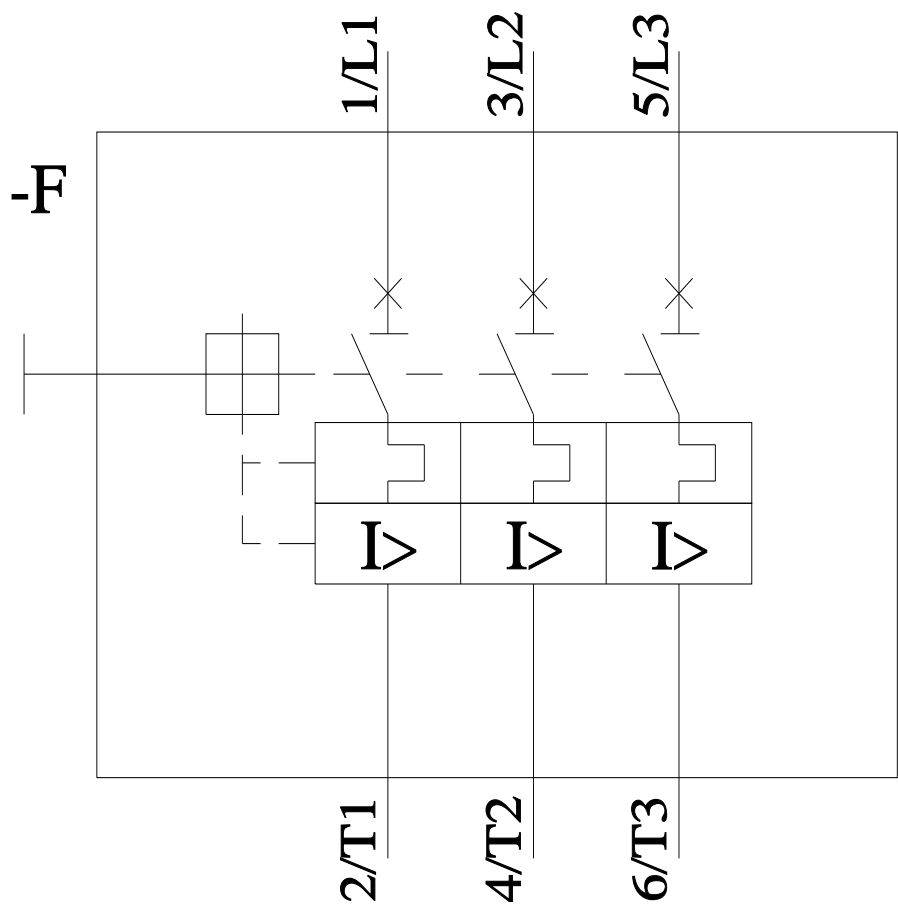
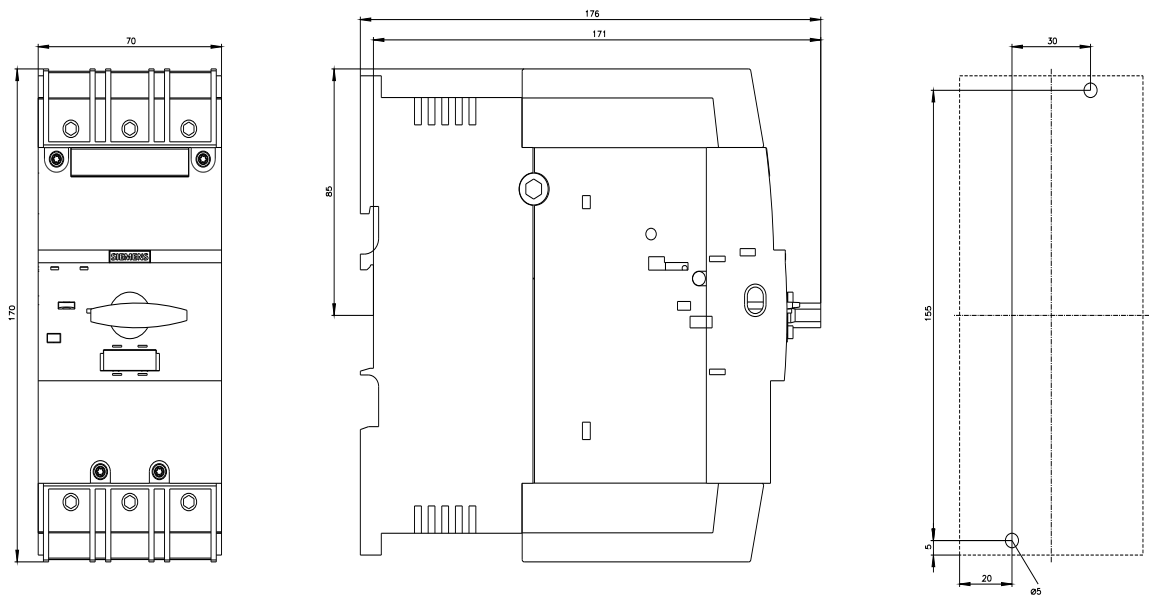
Service&Support (Manuals, Certificates, Characteristics, FAQs,...)

<https://support.industry.siemens.com/cs/ww/en/ps/3RV2742-5DD10>

Image database (product images, 2D dimension drawings, 3D models, device circuit diagrams, EPLAN macros, ...)

http://www.automation.siemens.com/bilddb/cax_de.aspx?mlfb=3RV2742-5DD10&lang=en

Characteristic: Tripping characteristics, I_t, Let-through current



Mouser Electronics

Authorized Distributor

Click to View Pricing, Inventory, Delivery & Lifecycle Information:

[Siemens:](#)

[3RV27425DD10](#)