



Circuit breaker size S0 for starter combination rated current 16 A N-release 208 A  
Spring-type terminal Standard switching capacity

product brand name	SIRIUS
product designation	Circuit breaker
design of the product	For starter combinations
product type designation	3RV2
<b>General technical data</b>	
size of the circuit-breaker	S0
size of contactor can be combined company-specific	S00, S0
product extension auxiliary switch	Yes
power loss [W] for rated value of the current	
• at AC in hot operating state	9.25 W
• at AC in hot operating state per pole	3.1 W
insulation voltage with degree of pollution 3 at AC rated value	690 V
surge voltage resistance rated value	6 kV
shock resistance according to IEC 60068-2-27	25g / 11 ms
mechanical service life (operating cycles)	
• of the main contacts typical	100 000
• of auxiliary contacts typical	100 000
electrical endurance (operating cycles) typical	100 000
reference code according to IEC 81346-2	Q
Substance Prohibitance (Date)	10/01/2009
<b>Ambient conditions</b>	
installation altitude at height above sea level maximum	2 000 m
ambient temperature	
• during operation	-20 ... +60 °C
• during storage	-50 ... +80 °C
• during transport	-50 ... +80 °C
relative humidity during operation	10 ... 95 %
<b>Main circuit</b>	
number of poles for main current circuit	3
operating voltage	
• rated value	20 ... 690 V
• at AC-3 rated value maximum	690 V
• at AC-3e rated value maximum	690 V
operating frequency rated value	50 ... 60 Hz
operational current rated value	16 A
operational current	
• at AC-3 at 400 V rated value	16 A
• at AC-3e at 400 V rated value	16 A
operating power	
• at AC-3	

— at 230 V rated value	4 kW
— at 400 V rated value	7.5 kW
— at 500 V rated value	7.5 kW
— at 690 V rated value	11 kW
● at AC-3e	
— at 230 V rated value	4 kW
— at 400 V rated value	7.5 kW
— at 500 V rated value	7.5 kW
— at 690 V rated value	11 kW
<b>operating frequency</b>	
● at AC-3 maximum	15 1/h
● at AC-3e maximum	15 1/h
<b>Auxiliary circuit</b>	
<b>number of NC contacts for auxiliary contacts</b>	0
<b>number of NO contacts for auxiliary contacts</b>	0
number of CO contacts for auxiliary contacts	0
<b>Protective and monitoring functions</b>	
<b>product function</b>	
● ground fault detection	No
● phase failure detection	No
<b>maximum short-circuit current breaking capacity (I<sub>cu</sub>)</b>	
● at AC at 240 V rated value	100 kA
● at AC at 400 V rated value	55 kA
● at AC at 500 V rated value	10 kA
● at AC at 690 V rated value	4 kA
<b>operating short-circuit current breaking capacity (I<sub>cs</sub>) at AC</b>	
● at 240 V rated value	100 kA
● at 400 V rated value	25 kA
● at 500 V rated value	5 kA
● at 690 V rated value	2 kA
response value current of instantaneous short-circuit trip unit	208 A
<b>UL/CSA ratings</b>	
<b>full-load current (FLA) for 3-phase AC motor</b>	
● at 480 V rated value	16 A
● at 600 V rated value	16 A
<b>yielded mechanical performance [hp]</b>	
● for single-phase AC motor	
— at 110/120 V rated value	1 hp
— at 230 V rated value	2 hp
● for 3-phase AC motor	
— at 200/208 V rated value	3 hp
— at 220/230 V rated value	5 hp
— at 460/480 V rated value	10 hp
<b>Short-circuit protection</b>	
<b>product function short circuit protection</b>	Yes
<b>design of the short-circuit trip</b>	magnetic
<b>design of the fuse link for IT network for short-circuit protection of the main circuit</b>	
● at 400 V	gL/gG 63 A
● at 500 V	gL/gG 50 A
● at 690 V	gL/gG 40 A
<b>Installation/ mounting/ dimensions</b>	
<b>mounting position</b>	any
<b>fastening method</b>	screw and snap-on mounting onto 35 mm DIN rail according to DIN EN 60715
<b>height</b>	119 mm
<b>width</b>	45 mm
<b>depth</b>	97 mm
<b>required spacing</b>	
● with side-by-side mounting at the side	0 mm
● for grounded parts at 400 V	
— downwards	30 mm

— upwards	30 mm
— at the side	9 mm
• for live parts at 400 V	
— downwards	30 mm
— upwards	30 mm
— at the side	9 mm
• for grounded parts at 500 V	
— downwards	30 mm
— upwards	30 mm
— at the side	9 mm
• for live parts at 500 V	
— downwards	30 mm
— upwards	30 mm
— at the side	9 mm
• for grounded parts at 690 V	
— downwards	50 mm
— upwards	50 mm
— backwards	0 mm
— at the side	30 mm
— forwards	0 mm
• for live parts at 690 V	
— downwards	50 mm
— upwards	50 mm
— backwards	0 mm
— at the side	30 mm
— forwards	0 mm
<b>Connections/ Terminals</b>	
<b>type of electrical connection</b>	
• for main current circuit	spring-loaded terminals
<b>arrangement of electrical connectors for main current circuit</b>	Top and bottom
<b>type of connectable conductor cross-sections</b>	
• for main contacts	
— solid or stranded	2x (1 ... 10 mm <sup>2</sup> )
— finely stranded with core end processing	2x (1 ... 6 mm <sup>2</sup> )
— finely stranded without core end processing	2x (1 ... 6 mm <sup>2</sup> )
• for AWG cables for main contacts	2x (18 ... 8)
<b>design of screwdriver shaft</b>	Diameter 3 mm
<b>size of the screwdriver tip</b>	3,0 x 0,5 mm
<b>Safety related data</b>	
<b>B10 value</b>	
• with high demand rate according to SN 31920	5 000
<b>proportion of dangerous failures</b>	
• with low demand rate according to SN 31920	50 %
• with high demand rate according to SN 31920	50 %
<b>failure rate [FIT]</b>	
• with low demand rate according to SN 31920	50 FIT
T1 value for proof test interval or service life according to IEC 61508	10 a
<b>protection class IP on the front according to IEC 60529</b>	IP20
<b>touch protection on the front according to IEC 60529</b>	finger-safe, for vertical contact from the front
display version for switching status	Handle
<b>Certificates/ approvals</b>	
General Product Approval	
Declaration of Con- formity	

[Confirmation](#)



[KC](#)



Declaration of Conformity	Test Certificates	Marine / Shipping
---------------------------	-------------------	-------------------



[Type Test Certificates/Test Report](#)

[Special Test Certificate](#)



Marine / Shipping	other	Railway
-------------------	-------	---------



[Confirmation](#)



[Confirmation](#)

Railway
---------

[Vibration and Shock](#)

Further information
---------------------

Siemens has decided to exit the Russian market (see here).

<https://press.siemens.com/global/en/pressrelease/siemens-wind-down-russian-business>

Siemens is working on the renewal of the current EAC certificates.

Please contact your local Siemens office on the status of validity of the EAC certification if you intend to import or offer to supply these products to an EAC relevant market (other than the sanctioned EAEU member states Russia or Belarus).

Information on the packaging

<https://support.industry.siemens.com/cs/ww/en/view/109813875>

Information- and Downloadcenter (Catalogs, Brochures,...)

<https://www.siemens.com/ic10>

Industry Mall (Online ordering system)

<https://mall.industry.siemens.com/mall/en/en/Catalog/product?mlfb=3RV2321-4AC20>

Cax online generator

<http://support.automation.siemens.com/WW/CAXorder/default.aspx?lang=en&mlfb=3RV2321-4AC20>

Service&Support (Manuals, Certificates, Characteristics, FAQs,...)

<https://support.industry.siemens.com/cs/ww/en/ps/3RV2321-4AC20>

Image database (product images, 2D dimension drawings, 3D models, device circuit diagrams, EPLAN macros, ...)

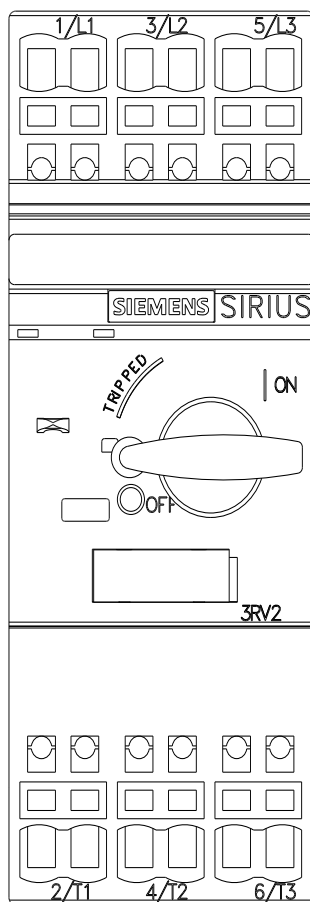
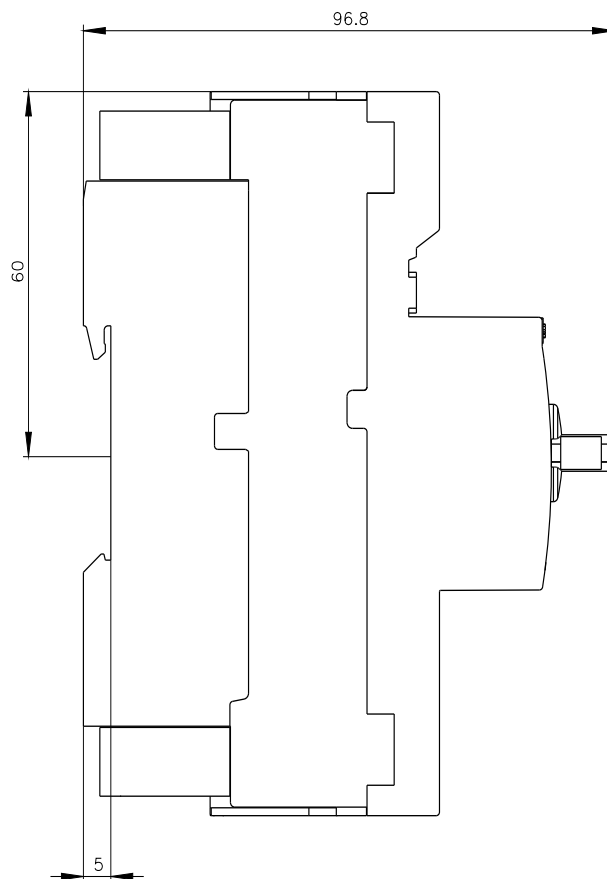
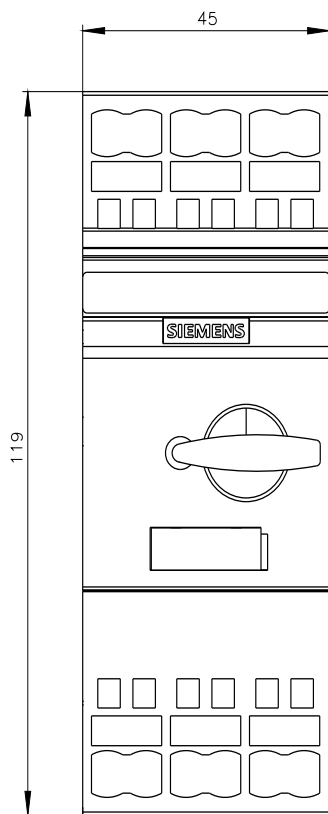
[http://www.automation.siemens.com/bilddb/cax\\_de.aspx?mlfb=3RV2321-4AC20&lang=en](http://www.automation.siemens.com/bilddb/cax_de.aspx?mlfb=3RV2321-4AC20&lang=en)

Characteristic: Tripping characteristics, I<sup>2</sup>t, Let-through current

<https://support.industry.siemens.com/cs/ww/en/ps/3RV2321-4AC20/char>

Further characteristics (e.g. electrical endurance, switching frequency)

<http://www.automation.siemens.com/bilddb/index.aspx?view=Search&mlfb=3RV2321-4AC20&objecttype=14&gridview=view1>





last modified:

11/21/2022

# Mouser Electronics

Authorized Distributor

Click to View Pricing, Inventory, Delivery & Lifecycle Information:

Siemens:

[3RV23214AC20](#)