



Circuit breaker size S0 for motor protection, CLASS 10 A-release 20...25 A N-release 325 A screw terminal Switching capacity 30 kA at 600 V according to UL/CSA

product brand name	SIRIUS
product designation	Circuit breaker
design of the product	For motor protection
product type designation	3RV2
<b>General technical data</b>	
size of the circuit-breaker	S0
size of contactor can be combined company-specific	S00, S0
product extension auxiliary switch	Yes
power loss [W] for rated value of the current	
• at AC in hot operating state	10.5 W
• at AC in hot operating state per pole	3.5 W
insulation voltage with degree of pollution 3 at AC rated value	690 V
surge voltage resistance rated value	6 kV
shock resistance according to IEC 60068-2-27	25g / 11 ms
mechanical service life (operating cycles)	
• of the main contacts typical	100 000
• of auxiliary contacts typical	100 000
electrical endurance (operating cycles) typical	100 000
reference code according to IEC 81346-2	Q
Substance Prohibitance (Date)	10/01/2009
<b>Ambient conditions</b>	
installation altitude at height above sea level maximum	2 000 m
ambient temperature	
• during operation	-20 ... +60 °C
• during storage	-50 ... +80 °C
• during transport	-50 ... +80 °C
relative humidity during operation	10 ... 95 %
<b>Main circuit</b>	
number of poles for main current circuit	3
adjustable current response value current of the current-dependent overload release	18 ... 25 A
operating voltage	
• rated value	20 ... 690 V
• at AC-3 rated value maximum	690 V
• at AC-3e rated value maximum	690 V
operating frequency rated value	50 ... 60 Hz
operational current rated value	25 A
operational current	
• at AC-3 at 400 V rated value	25 A
• at AC-3e at 400 V rated value	25 A

<b>operating power</b>	
<ul style="list-style-type: none"> <li>at AC-3 <ul style="list-style-type: none"> <li>at 690 V rated value</li> </ul> </li> </ul>	22 kW
<ul style="list-style-type: none"> <li>at AC-3e <ul style="list-style-type: none"> <li>at 690 V rated value</li> </ul> </li> </ul>	22 kW
<b>operating frequency</b>	
<ul style="list-style-type: none"> <li>at AC-3 maximum</li> </ul>	15 1/h
<ul style="list-style-type: none"> <li>at AC-3e maximum</li> </ul>	15 1/h
<b>Auxiliary circuit</b>	
<b>number of NC contacts for auxiliary contacts</b>	0
<b>number of NO contacts for auxiliary contacts</b>	0
number of CO contacts for auxiliary contacts	0
<b>Protective and monitoring functions</b>	
<b>product function</b>	
<ul style="list-style-type: none"> <li>ground fault detection</li> </ul>	No
<ul style="list-style-type: none"> <li>phase failure detection</li> </ul>	Yes
<b>trip class</b>	CLASS 10
<b>design of the overload release</b>	thermal
<b>maximum short-circuit current breaking capacity (I<sub>cu</sub>)</b>	
<ul style="list-style-type: none"> <li>at AC at 690 V rated value</li> </ul>	4 kA
<b>operating short-circuit current breaking capacity (I<sub>cs</sub>) at AC</b>	
<ul style="list-style-type: none"> <li>at 690 V rated value</li> </ul>	2 kA
response value current of instantaneous short-circuit trip unit	325 A
<b>UL/CSA ratings</b>	
<b>full-load current (FLA) for 3-phase AC motor</b>	
<ul style="list-style-type: none"> <li>at 480 V rated value</li> </ul>	25 A
<ul style="list-style-type: none"> <li>at 600 V rated value</li> </ul>	25 A
<b>yielded mechanical performance [hp]</b>	
<ul style="list-style-type: none"> <li>for single-phase AC motor <ul style="list-style-type: none"> <li>at 110/120 V rated value</li> </ul> </li> </ul>	2 hp
<ul style="list-style-type: none"> <li> <ul style="list-style-type: none"> <li>at 230 V rated value</li> </ul> </li> </ul>	3 hp
<ul style="list-style-type: none"> <li>for 3-phase AC motor <ul style="list-style-type: none"> <li>at 200/208 V rated value</li> </ul> </li> </ul>	5 hp
<ul style="list-style-type: none"> <li> <ul style="list-style-type: none"> <li>at 220/230 V rated value</li> </ul> </li> </ul>	7.5 hp
<ul style="list-style-type: none"> <li> <ul style="list-style-type: none"> <li>at 460/480 V rated value</li> </ul> </li> </ul>	15 hp
<ul style="list-style-type: none"> <li> <ul style="list-style-type: none"> <li>at 575/600 V rated value</li> </ul> </li> </ul>	20 hp
<b>Short-circuit protection</b>	
<b>product function short circuit protection</b>	Yes
<b>design of the short-circuit trip</b>	magnetic
<b>design of the fuse link for IT network for short-circuit protection of the main circuit</b>	
<ul style="list-style-type: none"> <li>at 400 V</li> </ul>	gG 63 A
<ul style="list-style-type: none"> <li>at 500 V</li> </ul>	gG 50 A
<ul style="list-style-type: none"> <li>at 690 V</li> </ul>	gG 50 A
<b>Installation/ mounting/ dimensions</b>	
<b>mounting position</b>	any
<b>fastening method</b>	screw and snap-on mounting onto 35 mm DIN rail according to DIN EN 60715
<b>height</b>	97 mm
<b>width</b>	45 mm
<b>depth</b>	97 mm
<b>required spacing</b>	
<ul style="list-style-type: none"> <li>with side-by-side mounting at the side</li> </ul>	0 mm
<ul style="list-style-type: none"> <li>for grounded parts at 690 V <ul style="list-style-type: none"> <li>downwards</li> </ul> </li> </ul>	50 mm
<ul style="list-style-type: none"> <li> <ul style="list-style-type: none"> <li>upwards</li> </ul> </li> </ul>	50 mm
<ul style="list-style-type: none"> <li> <ul style="list-style-type: none"> <li>at the side</li> </ul> </li> </ul>	30 mm
<ul style="list-style-type: none"> <li>for live parts at 690 V <ul style="list-style-type: none"> <li>downwards</li> </ul> </li> </ul>	50 mm
<ul style="list-style-type: none"> <li> <ul style="list-style-type: none"> <li>upwards</li> </ul> </li> </ul>	50 mm
<ul style="list-style-type: none"> <li> <ul style="list-style-type: none"> <li>at the side</li> </ul> </li> </ul>	30 mm
<b>Connections/ Terminals</b>	

<b>type of electrical connection</b> • for main current circuit	screw-type terminals
<b>arrangement of electrical connectors for main current circuit</b>	Top and bottom
<b>type of connectable conductor cross-sections</b> • for main contacts — solid or stranded — finely stranded with core end processing • for AWG cables for main contacts	2x (1 ... 2.5 mm <sup>2</sup> ), 2x (2.5 ... 10 mm <sup>2</sup> ) 2x (1 ... 2.5 mm <sup>2</sup> ), 2x (2.5 ... 6 mm <sup>2</sup> ), 1x 10 mm <sup>2</sup> 2x (16 ... 12), 2x (14 ... 8)
<b>tightening torque</b> • for main contacts with screw-type terminals	2 ... 2.5 N·m
<b>design of screwdriver shaft</b>	Diameter 5 to 6 mm
<b>size of the screwdriver tip</b>	Pozidriv size 2
<b>design of the thread of the connection screw</b> • for main contacts	M4

#### Safety related data

<b>B10 value</b> • with high demand rate according to SN 31920	5 000
<b>proportion of dangerous failures</b> • with low demand rate according to SN 31920 • with high demand rate according to SN 31920	50 % 50 %
<b>failure rate [FIT]</b> • with low demand rate according to SN 31920	50 FIT
T1 value for proof test interval or service life according to IEC 61508	10 a
<b>protection class IP on the front according to IEC 60529</b>	IP20
<b>touch protection on the front according to IEC 60529</b>	finger-safe, for vertical contact from the front
display version for switching status	Handle

#### Certificates/ approvals

<b>General Product Approval</b>	<b>Declaration of Conformity</b>
---------------------------------	----------------------------------

[Confirmation](#)



#### Test Certificates

#### Marine / Shipping

[Special Test Certificate](#)

[Type Test Certificates/Test Report](#)



#### Marine / Shipping

#### other

#### Railway



[Confirmation](#)



[Confirmation](#)

[Vibration and Shock](#)

#### Further information

Siemens has decided to exit the Russian market (see here).

<https://press.siemens.com/global/en/pressrelease/siemens-wind-down-russian-business>

Siemens is working on the renewal of the current EAC certificates.

Please contact your local Siemens office on the status of validity of the EAC certification if you intend to import or offer to supply these products to an EAC relevant market (other than the sanctioned EAEU member states Russia or Belarus).

Information on the packaging

<https://support.industry.siemens.com/cs/ww/en/view/109813875>

Information- and Downloadcenter (Catalogs, Brochures,...)

<https://www.siemens.com/ic10>

Industry Mall (Online ordering system)

<https://mall.industry.siemens.com/mall/en/en/Catalog/product?mlfb=3RV2023-4DA10>

Cax online generator

<http://support.automation.siemens.com/WW/CAXorder/default.aspx?lang=en&mlfb=3RV2023-4DA10>

Service&Support (Manuals, Certificates, Characteristics, FAQs,...)

<https://support.industry.siemens.com/cs/ww/en/ps/3RV2023-4DA10>

Image database (product images, 2D dimension drawings, 3D models, device circuit diagrams, EPLAN macros, ...)

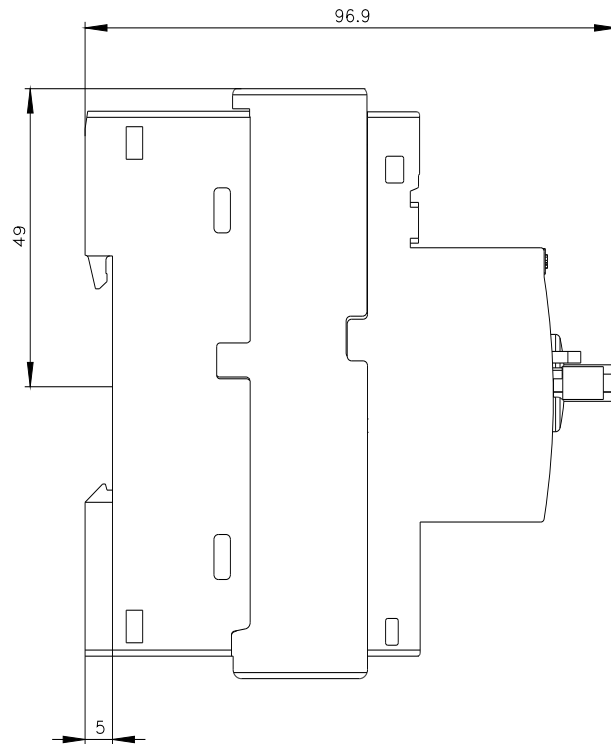
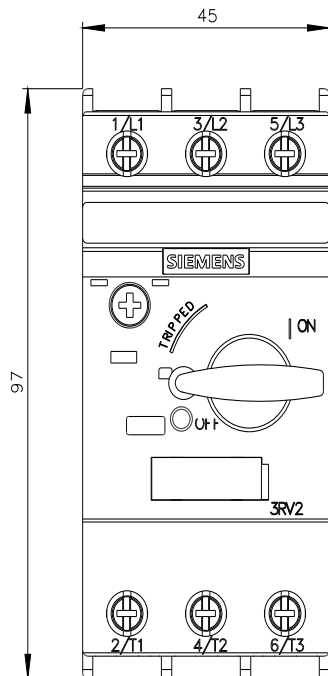
[http://www.automation.siemens.com/bilddb/cax\\_de.aspx?mlfb=3RV2023-4DA10&lang=en](http://www.automation.siemens.com/bilddb/cax_de.aspx?mlfb=3RV2023-4DA10&lang=en)

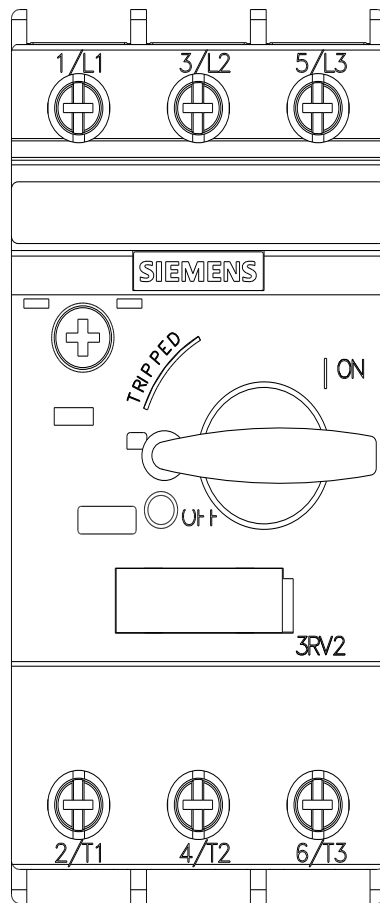
Characteristic: Tripping characteristics, I<sup>2</sup>t, Let-through current

<https://support.industry.siemens.com/cs/ww/en/ps/3RV2023-4DA10/char>

Further characteristics (e.g. electrical endurance, switching frequency)

<http://www.automation.siemens.com/bilddb/index.aspx?view=Search&mlfb=3RV2023-4DA10&objecttype=14&gridview=view1>





last modified:

11/21/2022

# Mouser Electronics

Authorized Distributor

Click to View Pricing, Inventory, Delivery & Lifecycle Information:

Siemens:

[3RV20234DA10](#)