



Circuit breaker size S0 for motor protection, CLASS 10 A-release 30...36 A N-release 432 A screw terminal Standard switching capacity

product brand name	SIRIUS
product designation	Circuit breaker
design of the product	For motor protection
product type designation	3RV2
General technical data	
size of the circuit-breaker	S0
size of contactor can be combined company-specific	S00, S0
product extension auxiliary switch	Yes
power loss [W] for rated value of the current	
• at AC in hot operating state	16.25 W
• at AC in hot operating state per pole	5.4 W
insulation voltage with degree of pollution 3 at AC rated value	690 V
surge voltage resistance rated value	6 kV
shock resistance according to IEC 60068-2-27	25g / 11 ms
mechanical service life (operating cycles)	
• of the main contacts typical	100 000
• of auxiliary contacts typical	100 000
electrical endurance (operating cycles) typical	100 000
type of protection according to ATEX directive 2014/34/EU	Ex II (2) GD
certificate of suitability according to ATEX directive 2014/34/EU	DMT 02 ATEX F 001
reference code according to IEC 81346-2	Q
Substance Prohibitance (Date)	10/01/2009
Ambient conditions	
installation altitude at height above sea level maximum	2 000 m
ambient temperature	
• during operation	-20 ... +40 °C
• during storage	-50 ... +80 °C
• during transport	-50 ... +80 °C
relative humidity during operation	10 ... 95 %
Main circuit	
number of poles for main current circuit	3
adjustable current response value current of the current-dependent overload release	30 ... 36 A
operating voltage	
• rated value	20 ... 690 V
• at AC-3 rated value maximum	690 V
operating frequency rated value	50 ... 60 Hz
operational current rated value	36 A
operational current	
• at AC-3 at 400 V rated value	36 A

operating power	
<ul style="list-style-type: none"> at AC-3 <ul style="list-style-type: none"> at 230 V rated value at 400 V rated value at 500 V rated value at 690 V rated value 	7.5 kW 18.5 kW 22 kW 30 kW
operating frequency	
<ul style="list-style-type: none"> at AC-3 maximum 	15 1/h
Auxiliary circuit	
number of NC contacts for auxiliary contacts	0
number of NO contacts for auxiliary contacts	0
number of CO contacts for auxiliary contacts	0
Protective and monitoring functions	
product function	
<ul style="list-style-type: none"> ground fault detection phase failure detection 	No Yes
trip class	CLASS 10
design of the overload release	thermal
maximum short-circuit current breaking capacity (I_{cu})	
<ul style="list-style-type: none"> at AC at 240 V rated value at AC at 400 V rated value at AC at 500 V rated value at AC at 690 V rated value 	100 kA 20 kA 6 kA 3 kA
operating short-circuit current breaking capacity (I_{cs}) at AC	
<ul style="list-style-type: none"> at 240 V rated value at 400 V rated value at 500 V rated value at 690 V rated value 	100 kA 10 kA 3 kA 2 kA
response value current of instantaneous short-circuit trip unit	432 A
UL/CSA ratings	
full-load current (FLA) for 3-phase AC motor	
<ul style="list-style-type: none"> at 480 V rated value at 600 V rated value 	36 A 36 A
yielded mechanical performance [hp]	
<ul style="list-style-type: none"> for single-phase AC motor <ul style="list-style-type: none"> at 110/120 V rated value at 230 V rated value for 3-phase AC motor <ul style="list-style-type: none"> at 200/208 V rated value at 220/230 V rated value at 460/480 V rated value 	3 hp 5 hp 10 hp 10 hp 25 hp
Short-circuit protection	
product function short circuit protection	Yes
design of the short-circuit trip	magnetic
design of the fuse link for IT network for short-circuit protection of the main circuit	
<ul style="list-style-type: none"> at 400 V at 500 V at 690 V 	gG 63 A gG 63 A gG 63 A
Installation/ mounting/ dimensions	
mounting position	any
fastening method	screw and snap-on mounting onto 35 mm DIN rail according to DIN EN 60715
height	97 mm
width	45 mm
depth	97 mm
required spacing	
<ul style="list-style-type: none"> with side-by-side mounting at the side for grounded parts at 400 V <ul style="list-style-type: none"> downwards upwards at the side 	9 mm 30 mm 30 mm 9 mm











<ul style="list-style-type: none"> • for live parts at 400 V <ul style="list-style-type: none"> — downwards — upwards — at the side • for grounded parts at 500 V <ul style="list-style-type: none"> — downwards — upwards — at the side • for live parts at 500 V <ul style="list-style-type: none"> — downwards — upwards — at the side • for grounded parts at 690 V <ul style="list-style-type: none"> — downwards — upwards — backwards — at the side — forwards • for live parts at 690 V <ul style="list-style-type: none"> — downwards — upwards — backwards — at the side — forwards 	30 mm 30 mm 9 mm 30 mm 30 mm 9 mm 30 mm 30 mm 9 mm 70 mm 70 mm 0 mm 30 mm 0 mm 70 mm 70 mm 0 mm 30 mm 0 mm
Connections/ Terminals	
type of electrical connection	
• for main current circuit	screw-type terminals
arrangement of electrical connectors for main current circuit	Top and bottom
type of connectable conductor cross-sections	
• for main contacts <ul style="list-style-type: none"> — solid or stranded — finely stranded with core end processing 	2x (1 ... 2.5 mm ²), 2x (2.5 ... 10 mm ²) 2x (1 ... 2.5 mm ²), 2x (2.5 ... 6 mm ²), 1x 10 mm ²
• for AWG cables for main contacts	2x (16 ... 12), 2x (14 ... 8)
tightening torque	
• for main contacts with screw-type terminals	2 ... 2.5 N·m
design of screwdriver shaft	Diameter 5 to 6 mm
size of the screwdriver tip	Pozidriv size 2
design of the thread of the connection screw	
• for main contacts	M4
Safety related data	
B10 value	
• with high demand rate according to SN 31920	5 000
proportion of dangerous failures	
• with low demand rate according to SN 31920	50 %
• with high demand rate according to SN 31920	50 %
failure rate [FIT]	
• with low demand rate according to SN 31920	50 FIT
T1 value for proof test interval or service life according to IEC 61508	10 a
protection class IP on the front according to IEC 60529	IP20
touch protection on the front according to IEC 60529	finger-safe, for vertical contact from the front
display version for switching status	Handle
Certificates/ approvals	
General Product Approval For use in hazardous locations	

[Confirmation](#)



[KC](#)



For use in hazard- ous locations	Declaration of Conformity	Test Certificates			Marine / Shipping
 ATEX	 EG-Konf.		Special Test Certificate	Type Test Certificates/Test Report	 ABS
Marine / Shipping					other
 BUREAU VERITAS	 DNV	 LRS	 PRS	 RINA	Confirmation
other	Railway				
 VDE	Confirmation	Vibration and Shock			

Further information

Siemens has decided to exit the Russian market (see here).

<https://press.siemens.com/global/en/pressrelease/siemens-wind-down-russian-business>

Siemens is working on the renewal of the current EAC certificates.

Please contact your local Siemens office on the status of validity of the EAC certification if you intend to import or offer to supply these products to an EAC relevant market (other than the sanctioned EAEU member states Russia or Belarus).

Information on the packaging

<https://support.industry.siemens.com/cs/ww/en/view/109813875>

Information- and Downloadcenter (Catalogs, Brochures,...)

<https://www.siemens.com/ic10>

Industry Mall (Online ordering system)

<https://mall.industry.siemens.com/mall/en/en/Catalog/product?mlfb=3RV2021-4PA10>

Cax online generator

<http://support.automation.siemens.com/VW/CAXorder/default.aspx?lang=en&mlfb=3RV2021-4PA10>

Service&Support (Manuals, Certificates, Characteristics, FAQs,...)

<https://support.industry.siemens.com/cs/ww/en/ps/3RV2021-4PA10>

Image database (product images, 2D dimension drawings, 3D models, device circuit diagrams, EPLAN macros, ...)

http://www.automation.siemens.com/bilddb/cax_de.aspx?mlfb=3RV2021-4PA10&lang=en

Characteristic: Tripping characteristics, I²t, Let-through current

<https://support.industry.siemens.com/cs/ww/en/ps/3RV2021-4PA10/char>

Further characteristics (e.g. electrical endurance, switching frequency)

<http://www.automation.siemens.com/bilddb/index.aspx?view=Search&mlfb=3RV2021-4PA10&objecttype=14&gridview=view1>





last modified:

11/21/2022

Mouser Electronics

Authorized Distributor

Click to View Pricing, Inventory, Delivery & Lifecycle Information:

Siemens:

[3RV20214PA10](#)