



Separation amplifier 24-240 V AC/DC, 3-way separation input: 0-60 mV, 0-100 mV, 0-300 mV, 0-500 mV, 0-1 V, 0-20 V, 2-10 V, 0-5 mA, 0-10 mA, 2-10 V, 0-5 mA, 0-10 mA, 0-20 mA, 4-20 mA, +5 mA, +20 mA output: 0 - 10 V, 0/4 - 20 mA Spring-type terminal (push-in)

product brand name	SIRIUS
product category	Signal converter
product designation	universal converter
design of the product	active, switchable
product type designation	3RS70
<b>General technical data</b>	
display version LED	Yes
number of channels	1
consumed active power	0.5 W
insulation voltage for overvoltage category III according to IEC 60664 with degree of pollution 3 rated value	300 V
surge voltage resistance rated value	4 000 V
protection class IP	IP20
shock resistance according to IEC 60068-2-27	sinusoidal half-wave 15g / 11 ms
vibration resistance according to IEC 60068-2-6	6 ... 150 Hz: 2 g
reference code according to IEC 81346-2	T
Substance Prohibitance (Date)	03/25/2015
<b>Supply voltage</b>	
supply voltage at AC	
• at 50 Hz rated value	24 ... 240 V
• at 60 Hz rated value	24 ... 240 V
supply voltage at DC rated value	24 ... 240 V
supply voltage frequency rated value	60 ... 50 Hz
operating range factor supply voltage rated value	
• at AC at 50 Hz	0.8 ... 1.1
• at AC at 60 Hz	0.8 ... 1.1
• at DC	0.8 ... 1.1
<b>Precision</b>	
relative metering precision	0.1 %
relative linearity deviation	0.05 %
temperature drift per °C	0.015 %/°C
voltage ripple maximum	20 mV
limit frequency	30 Hz
settling time for 1 % deviation	17 ms
rise time	6 ms
<b>Main circuit</b>	
type of voltage	AC/DC
<b>Inputs/ Outputs</b>	
input voltage	30 V
property of the output short-circuit proof	Yes

<b>type of signal at input</b>	0 ... 60 mV, 0 ... 100 mV, 0 ... 300 mV, 0 ... 500 mV, 0 ... 1 V, 0 ... 2 V, 0 ... 5 V, 0 ... 10 V, 0 ... 20 V, 2 ... 10 V, 0 ... 5 mA, 0 ... 10 mA, 0 ... 20 mA, 4 ... 20 mA, +/-5 mA, +/-20 mA
<b>type of signal at output</b>	0 ... 10 V, 0 ... 20 mA, 4 ... 20 mA
<b>input impedance of current input maximum</b>	100 $\Omega$
<b>input impedance of voltage input minimum</b>	330 k $\Omega$
<b>output load</b>	
• at voltage output minimum	2 k $\Omega$
• at the current output maximum	500 $\Omega$
<b>Electromagnetic compatibility</b>	
EMC emitted interference according to IEC 60947-1	Environment B
EMC immunity according to IEC 60947-1	corresponds to degree of severity 3
<b>conducted interference</b>	
• due to burst according to IEC 61000-4-4	1 kV 5/50 ns
• due to conductor-conductor surge according to IEC 61000-4-5	1 kV
<b>field-based interference according to IEC 61000-4-3</b>	10 V/m
<b>electrostatic discharge according to IEC 61000-4-2</b>	6 kV contact discharge / 8 kV air discharge
<b>Galvanic isolation</b>	
<b>design of the electrical isolation</b>	3 paths
<b>galvanic isolation</b>	
• between input and output	Yes
• between the outputs	No
• between the inputs	No
• between the voltage supply and other circuits	Yes
<b>Connections/ Terminals</b>	
<b>type of electrical connection</b>	spring-loaded terminals
<b>type of connectable conductor cross-sections</b>	
• solid	1x (0.25 ... 2.5 mm <sup>2</sup> )
• finely stranded with core end processing	1x (0.25 ... 1.5 mm <sup>2</sup> )
• finely stranded without core end processing	1x (0.25 ... 2.5 mm <sup>2</sup> )
• for AWG cables solid	1 x (20 ... 14)
• for AWG cables stranded	1x (20 ... 14)
<b>connectable conductor cross-section</b>	
• solid	0.25 ... 2.5 mm <sup>2</sup>
• finely stranded with core end processing	0.25 ... 1.5 mm <sup>2</sup>
• finely stranded without core end processing	0.25 ... 2.5 mm <sup>2</sup>
<b>AWG number as coded connectable conductor cross section</b>	
• solid	20 ... 14
• stranded	20 ... 14
<b>Installation/ mounting/ dimensions</b>	
<b>mounting position</b>	any
<b>fastening method</b>	snap-on mounting
<b>height</b>	93 mm
<b>width</b>	17.5 mm
<b>depth</b>	72.5 mm
<b>required spacing</b>	
• with side-by-side mounting	
— forwards	0 mm
— backwards	0 mm
— upwards	0 mm
— downwards	0 mm
— at the side	0 mm
• for grounded parts	
— forwards	0 mm
— backwards	0 mm
— upwards	0 mm
— at the side	0 mm
— downwards	0 mm
• for live parts	
— forwards	0 mm


— backwards	0 mm
— upwards	0 mm
— downwards	0 mm
— at the side	0 mm

#### Ambient conditions

installation altitude at height above sea level maximum	2 000 m
<b>ambient temperature</b>	
• during operation	-25 ... +60 °C
• during storage	-40 ... +80 °C
• during transport	-40 ... +80 °C
relative humidity during operation	10 ... 95 %

#### Certificates/ approvals

General Product Approval	Declaration of Conformity
 <a href="#">Confirmation</a>    	

Test Certificates	Marine / Shipping	other
<a href="#">Type Test Certificates/Test Report</a> 		<a href="#">Confirmation</a>

#### Further information

Siemens has decided to exit the Russian market (see here).

<https://press.siemens.com/global/en/pressrelease/siemens-wind-down-russian-business>

Siemens is working on the renewal of the current EAC certificates.

Please contact your local Siemens office on the status of validity of the EAC certification if you intend to import or offer to supply these products to an EAC relevant market (other than the sanctioned EAEU member states Russia or Belarus).

Information on the packaging

<https://support.industry.siemens.com/cs/ww/en/view/109813875>

Information- and Downloadcenter (Catalogs, Brochures,...)

<https://www.siemens.com/ic10>

Industry Mall (Online ordering system)

<https://mall.industry.siemens.com/mall/en/en/Catalog/product?mlfb=3RS7006-2FW00>

Cax online generator

<http://support.automation.siemens.com/WW/CAXorder/default.aspx?lang=en&mlfb=3RS7006-2FW00>

Service&Support (Manuals, Certificates, Characteristics, FAQs,...)

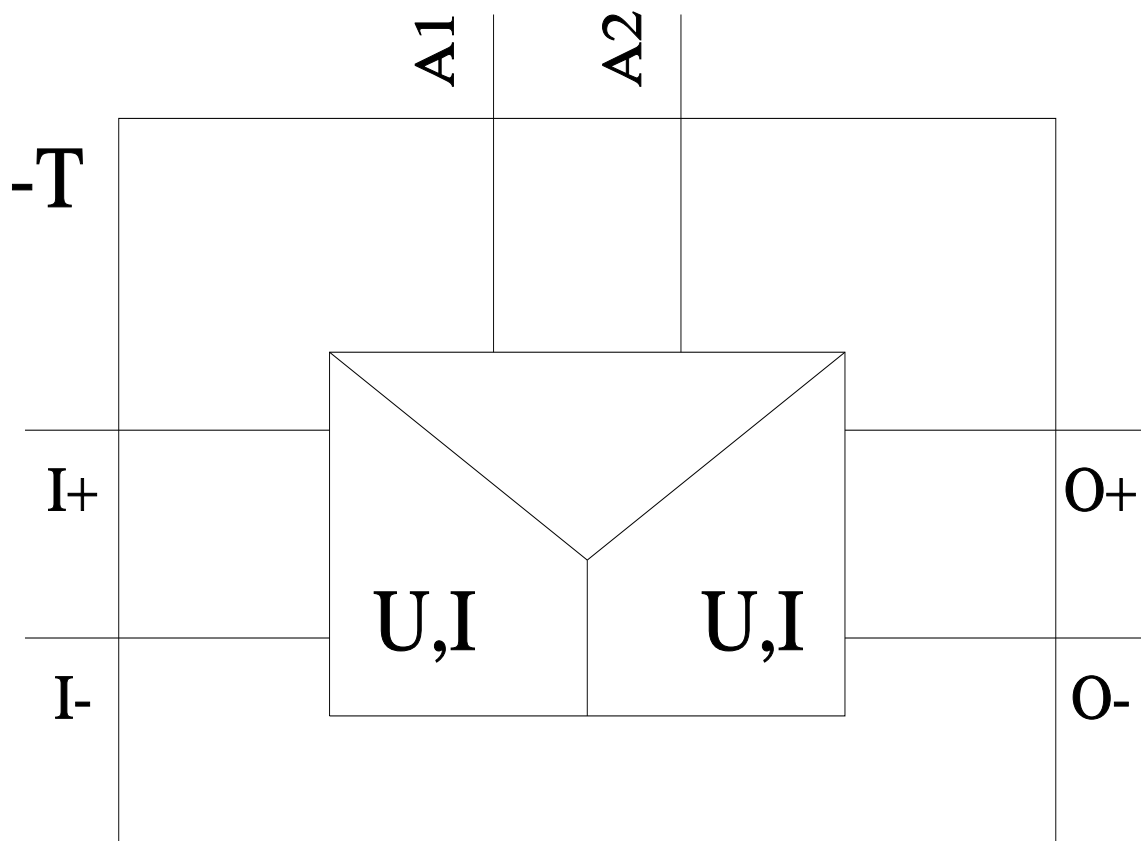
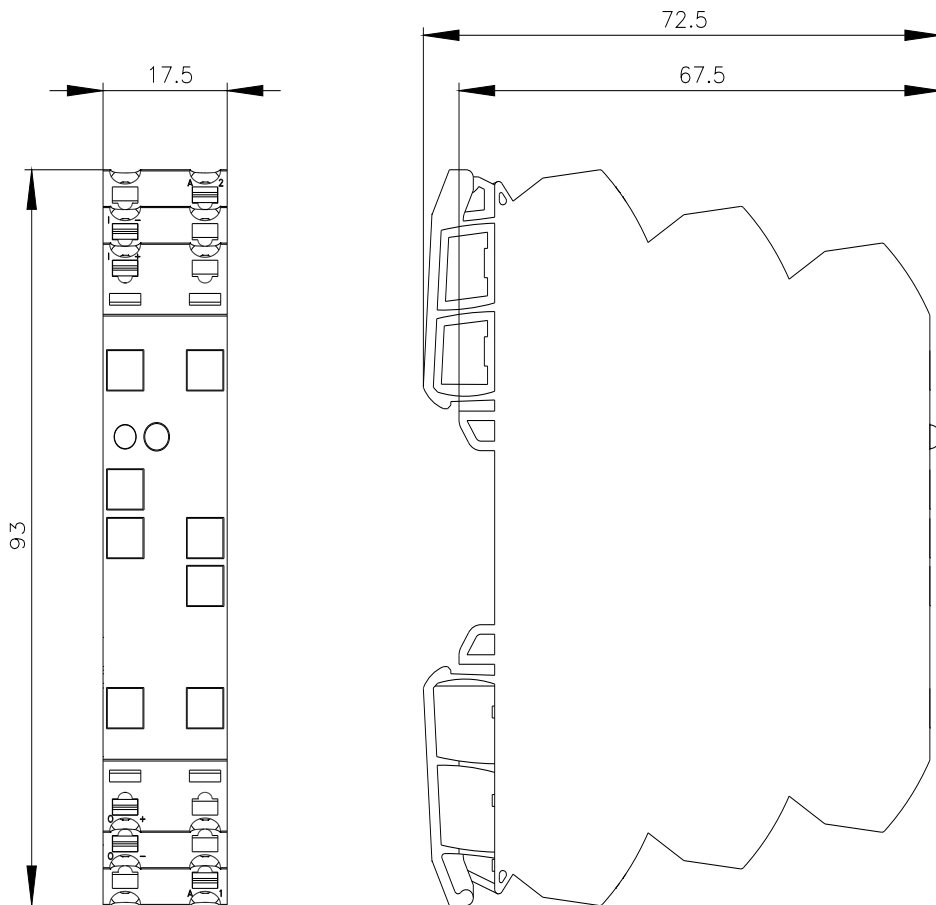
<https://support.industry.siemens.com/cs/ww/en/ps/3RS7006-2FW00>

Image database (product images, 2D dimension drawings, 3D models, device circuit diagrams, EPLAN macros, ...)

[http://www.automation.siemens.com/bilddb/cax\\_de.aspx?mlfb=3RS7006-2FW00&lang=en](http://www.automation.siemens.com/bilddb/cax_de.aspx?mlfb=3RS7006-2FW00&lang=en)

Characteristic: Derating

<https://support.industry.siemens.com/cs/ww/en/ps/3RS7006-2FW00/manual>





# Mouser Electronics

Authorized Distributor

Click to View Pricing, Inventory, Delivery & Lifecycle Information:

Siemens:

3RS70062FW00