












Thermistor motor protection relay Compact evaluation unit 17.5 mm enclosure  
Screw terminal 1 NO contact, 1 NC contact US = 24 V-240 V AC/DC Auto RESET  
suitable for bimetallic switch 2 LEDs (Ready/Tripped) galvanic isolation

product brand name	SIRIUS
product category	SIRIUS 3RN2 thermistor motor protection
product designation	Thermistor motor protection relay
design of the product	Compact evaluation unit, suitable for bimetallic switch
product type designation	3RN2
<b>General technical data</b>	
product function	thermistor motor protection
display version LED	Yes
power loss [W] for rated value of the current	
• at AC in hot operating state	0.9 W
• at DC in hot operating state	0.9 W
insulation voltage for overvoltage category III according to IEC 60664 with degree of pollution 3 rated value	300 V
degree of pollution	3
surge voltage resistance rated value	4 kV
shock resistance according to IEC 60068-2-27	11g / 15 ms
vibration resistance according to IEC 60068-2-6	10 ... 55 Hz: 0.35 mm
mechanical service life (operating cycles) typical	10 000 000
electrical endurance (operating cycles) at AC-15 at 230 V typical	100 000
thermal current of the switching element with contacts maximum	5 A
reference code according to IEC 81346-2	K
Substance Prohibitance (Date)	05/28/2009
SVHC substance name	Lead - 7439-92-1 Lead monoxide (lead oxide) - 1317-36-8
Weight	0.14 kg
<b>Product Function</b>	
product function	
• error memory	No
• dynamic open-circuit detection	No
• external reset	No
• auto-RESET	Yes
• manual RESET	No
<b>Control circuit/ Control</b>	
type of voltage of the control supply voltage	AC/DC
control supply voltage at AC	
• at 50 Hz rated value	24 ... 240 V
• at 60 Hz rated value	24 ... 240 V
control supply voltage at DC rated value	24 ... 240 V
operating range factor control supply voltage rated value at DC	

<ul style="list-style-type: none"> <li>initial value</li> </ul>	0.85
<ul style="list-style-type: none"> <li>full-scale value</li> </ul>	1.1
<b>operating range factor control supply voltage rated value at AC at 50 Hz</b>	
<ul style="list-style-type: none"> <li>initial value</li> </ul>	0.85
<ul style="list-style-type: none"> <li>full-scale value</li> </ul>	1.1
<b>operating range factor control supply voltage rated value at AC at 60 Hz</b>	
<ul style="list-style-type: none"> <li>initial value</li> </ul>	0.85
<ul style="list-style-type: none"> <li>full-scale value</li> </ul>	1.1
<b>inrush current peak</b>	
<ul style="list-style-type: none"> <li>at 24 V</li> </ul>	0.3 A
<ul style="list-style-type: none"> <li>at 240 V</li> </ul>	8 A
<b>duration of inrush current peak</b>	
<ul style="list-style-type: none"> <li>at 24 V</li> </ul>	0.15 ms
<ul style="list-style-type: none"> <li>at 240 V</li> </ul>	0.15 ms
<b>Measuring circuit</b>	
<b>buffering time in the event of power failure minimum</b>	40 ms
<b>Precision</b>	
<b>relative metering precision</b>	9 %
<b>Auxiliary circuit</b>	
<b>material of switching contacts</b>	AgSnO2
<b>number of NC contacts for auxiliary contacts</b>	1
<b>number of NO contacts for auxiliary contacts</b>	1
number of CO contacts for auxiliary contacts	0
<b>operational current of auxiliary contacts at DC-13</b>	
<ul style="list-style-type: none"> <li>at 24 V</li> </ul>	1 A
<ul style="list-style-type: none"> <li>at 125 V</li> </ul>	0.2 A
<ul style="list-style-type: none"> <li>at 250 V</li> </ul>	0.1 A
<b>Main circuit</b>	
<b>operating frequency rated value</b>	50 ... 60 Hz
ampacity of the output relay at AC-15 at 250 V at 50/60 Hz	3 A
<b>ampacity of the output relay at DC-13</b>	
<ul style="list-style-type: none"> <li>at 24 V</li> </ul>	1 A
<ul style="list-style-type: none"> <li>at 125 V</li> </ul>	0.2 A
<b>continuous current of the DIAZED fuse link of the output relay</b>	6 A
<b>Electromagnetic compatibility</b>	
<b>conducted interference</b>	
<ul style="list-style-type: none"> <li>due to burst according to IEC 61000-4-4</li> </ul>	2 kV (power ports) / 1 kV (signal ports)
<ul style="list-style-type: none"> <li>due to conductor-earth surge according to IEC 61000-4-5</li> </ul>	2 kV (line to ground)
<ul style="list-style-type: none"> <li>due to conductor-conductor surge according to IEC 61000-4-5</li> </ul>	1 kV (line to line)
<b>electrostatic discharge according to IEC 61000-4-2</b>	6 kV contact discharge / 8 kV air discharge
<b>Galvanic isolation</b>	
<b>design of the electrical isolation</b>	galvanic isolation
<b>galvanic isolation</b>	
<ul style="list-style-type: none"> <li>between input and output</li> </ul>	Yes
<ul style="list-style-type: none"> <li>between the outputs</li> </ul>	Yes
<ul style="list-style-type: none"> <li>between the voltage supply and other circuits</li> </ul>	Yes
<b>Connections/ Terminals</b>	
<b>product component removable terminal for auxiliary and control circuit</b>	Yes
<b>type of electrical connection</b>	screw terminal
<ul style="list-style-type: none"> <li>for auxiliary and control circuit</li> </ul>	screw-type terminals
<b>type of connectable conductor cross-sections</b>	
<ul style="list-style-type: none"> <li>solid</li> </ul>	1x (0.5 ... 4.0 mm²), 2x (0.5 ... 2.5 mm²)
<ul style="list-style-type: none"> <li>finely stranded with core end processing</li> </ul>	1x (0.5 ... 4 mm²), 2x (0.5 ... 1.5 mm²)
<ul style="list-style-type: none"> <li>for AWG cables solid</li> </ul>	1x (20 ... 12), 2x (20 ... 14)
<b>connectable conductor cross-section</b>	
<ul style="list-style-type: none"> <li>solid</li> </ul>	0.5 ... 4 mm²
<ul style="list-style-type: none"> <li>finely stranded with core end processing</li> </ul>	0.5 ... 4 mm²

AWG number as coded connectable conductor cross section					
• solid	20 ... 12				
• stranded	20 ... 12				
tightening torque with screw-type terminals	0.6 ... 0.8 N·m				
Installation/ mounting/ dimensions					
mounting position	any				
fastening method	screw and snap-on mounting onto 35 mm DIN rail				
height	100 mm				
width	17.5 mm				
depth	90 mm				
required spacing					
• with side-by-side mounting					
— forwards	0 mm				
— backwards	0 mm				
— upwards	0 mm				
— downwards	0 mm				
— at the side	0 mm				
• for grounded parts					
— forwards	0 mm				
— backwards	0 mm				
— upwards	0 mm				
— at the side	0 mm				
— downwards	0 mm				
• for live parts					
— forwards	0 mm				
— backwards	0 mm				
— upwards	0 mm				
— downwards	0 mm				
— at the side	0 mm				
Ambient conditions					
installation altitude at height above sea level maximum	2 000 m				
ambient temperature					
• during operation	-25 ... +60 °C				
• during storage	-40 ... +85 °C				
• during transport	-40 ... +85 °C				
relative humidity during operation maximum	70 %				
Approvals Certificates					
General Product Approval					
<div><div> CCC</div><div> EG-Konf.</div><div></div><div><a href="#">Confirmation</a></div><div> UL</div><div></div></div>					
EMV	Test Certificates	Marine / Shipping	other		
 RCM	<a href="#">Type Test Certificates/Test Report</a>	 DNV	 LRS	 PRS	<a href="#">Confirmation</a>
Environment					
<a href="#">Environmental Confirmations</a>					
Further information					

**Information on the packaging**

<https://support.industry.siemens.com/cs/ww/en/view/109813875>

**Information- and Downloadcenter (Catalogs, Brochures,...)**

<https://www.siemens.com/ic10>

**Industry Mall (Online ordering system)**

<https://mall.industry.siemens.com/mall/en/en/Catalog/product?mlfb=3RN2010-1CW30>

**Cax online generator**

<http://support.automation.siemens.com/WW/CAXorder/default.aspx?lang=en&mlfb=3RN2010-1CW30>

**Service&Support (Manuals, Certificates, Characteristics, FAQs,...)**

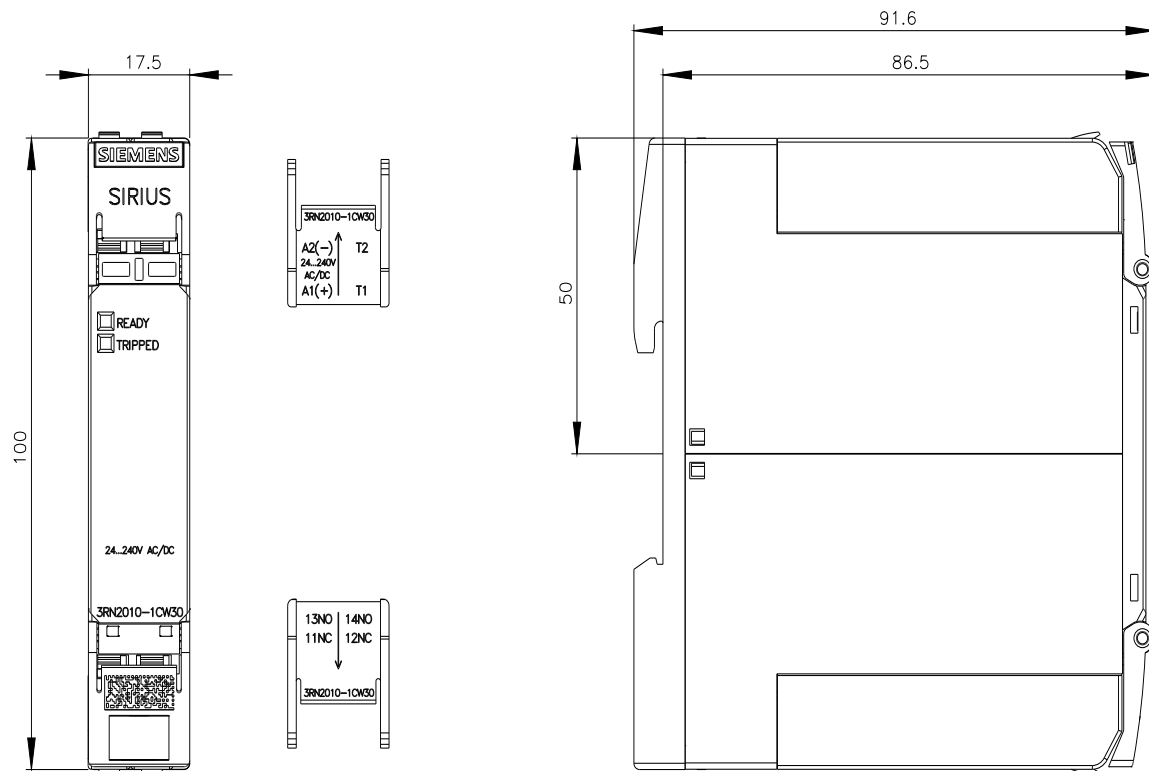
<https://support.industry.siemens.com/cs/ww/en/ps/3RN2010-1CW30>

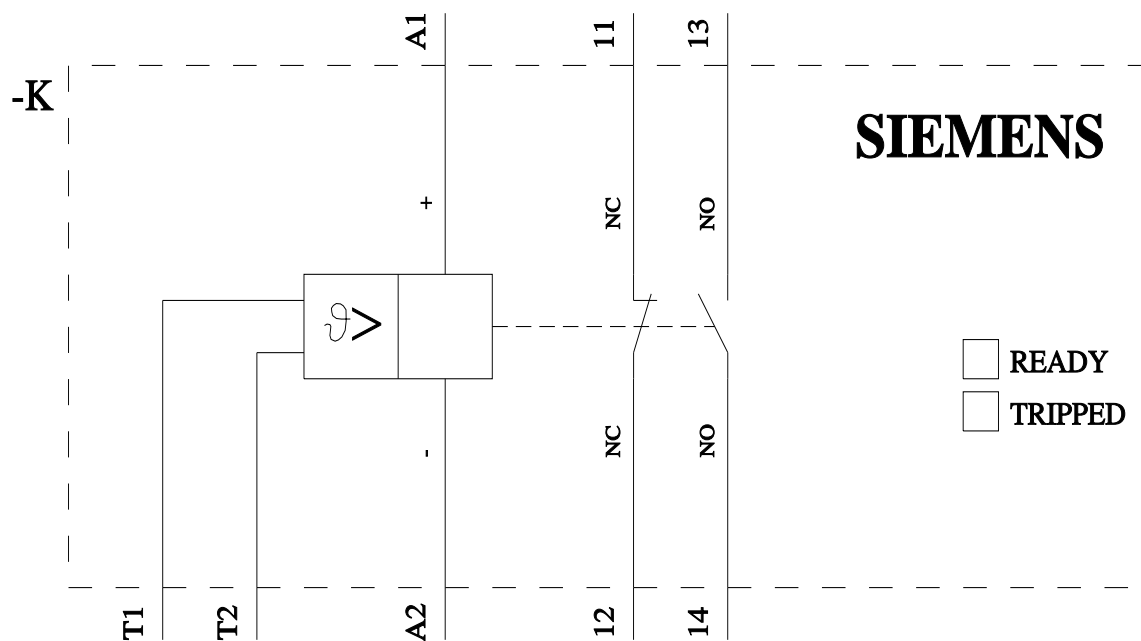
**Image database (product images, 2D dimension drawings, 3D models, device circuit diagrams, EPLAN macros, ...)**

[http://www.automation.siemens.com/bilddb/cax\\_de.aspx?mlfb=3RN2010-1CW30&lang=en](http://www.automation.siemens.com/bilddb/cax_de.aspx?mlfb=3RN2010-1CW30&lang=en)

**Characteristic: Derating**

<https://support.industry.siemens.com/cs/ww/en/ps/3RN2010-1CW30/manual>





last modified:

4/8/2024 [↗](#)

# Mouser Electronics

Authorized Distributor

Click to View Pricing, Inventory, Delivery & Lifecycle Information:

[Siemens:](#)

[3RN20101CW30](#)