



auxiliary switch, on the front, 3 NO + 1 NC, 53/54, 61/62, 73/74, 83/84, current path: 1 NO, 1 NC, 1 NO, 1 NO, ring cable lug connection, physically coded, only with contactor relays 3RH2140 and 3RH2443 combinable (according to EN 50011)

|   |   |
|---|---|
| product brand name  | SIRIUS  |
| product category  | Auxiliary switch  |
| product designation   | auxiliary switch  |
| design of the product   | Can be snapped onto front of 3RH2140/3RH2440 auxiliary switch |
| product type designation  | 3RH29   |
| suitability for use   | Contactor relay   |
| <b>General technical data</b>                                     |   |
| size of contactor   | S00   |
| insulation voltage with degree of pollution 3 at AC rated value   | 690 V   |
| surge voltage resistance rated value                              | 6 kV  |
| protection class IP on the front                                  | IP00  |
| mechanical service life (operating cycles) typical                | 10 000 000  |
| electrical endurance (operating cycles) at AC-15 at 230 V typical | 200 000   |
| Substance Prohibittance (Date)                                    | 10/01/2009  |
| number of NC contacts for auxiliary contacts                      |   |
| • instantaneous contact   | 1   |
| • lagging switching   | 0   |
| number of NO contacts for auxiliary contacts                      |   |
| • instantaneous contact   | 3   |
| • leading contact   | 0   |
| number of CO contacts of auxiliary contacts instantaneous contact | 0   |
| operational current at AC-15 at 690 V rated value                 | 1 A   |
| operational current of auxiliary contacts at AC-12                |   |
| • at 24 V   | 10 A  |
| • at 230 V  | 10 A  |
| operational current of auxiliary contacts at AC-14                |   |
| • at 125 V  | 6 A   |
| • at 250 V  | 6 A   |
| operational current of auxiliary contacts at AC-12 maximum        | 10 A  |
| operational current of auxiliary contacts at AC-15                |   |
| • at 24 V   | 6 A   |
| • at 230 V  | 6 A   |
| • at 400 V  | 3 A   |
| operational current of auxiliary contacts at DC-12                |   |
| • at 24 V   | 10 A  |
| • at 110 V  | 3 A   |
| • at 220 V  | 1 A   |
| operational current with 2 current paths in series at DC-12       |   |
| • at 24 V rated value   | 10 A  |

|   |   |
|---|---|
| <ul style="list-style-type: none"> <li>• at 60 V rated value</li> <li>• at 110 V rated value</li> <li>• at 220 V rated value</li> <li>• at 440 V rated value</li> <li>• at 600 V rated value</li> </ul>   | 10 A<br>4 A<br>2 A<br>1.3 A<br>0.65 A               |
| <b>operational current with 3 current paths in series at DC-12</b> <ul style="list-style-type: none"> <li>• at 24 V rated value</li> <li>• at 60 V rated value</li> <li>• at 110 V rated value</li> <li>• at 220 V rated value</li> <li>• at 440 V rated value</li> <li>• at 600 V rated value</li> </ul> | 10 A<br>10 A<br>10 A<br>3.6 A<br>2.5 A<br>1.8 A     |
| <b>operational current with 2 current paths in series at DC-13</b> <ul style="list-style-type: none"> <li>• at 24 V rated value</li> <li>• at 60 V rated value</li> <li>• at 110 V rated value</li> <li>• at 220 V rated value</li> <li>• at 440 V rated value</li> <li>• at 600 V rated value</li> </ul> | 10 A<br>3.5 A<br>1.3 A<br>0.9 A<br>0.2 A<br>0.1 A   |
| <b>operational current with 3 current paths in series at DC-13</b> <ul style="list-style-type: none"> <li>• at 24 V rated value</li> <li>• at 60 V rated value</li> <li>• at 110 V rated value</li> <li>• at 220 V rated value</li> <li>• at 440 V rated value</li> <li>• at 600 V rated value</li> </ul> | 10 A<br>4.7 A<br>3 A<br>1.2 A<br>0.5 A<br>0.26 A    |
| <b>operational current of auxiliary contacts at DC-13</b> <ul style="list-style-type: none"> <li>• at 24 V</li> <li>• at 48 V</li> <li>• at 60 V</li> <li>• at 110 V</li> <li>• at 125 V</li> <li>• at 220 V</li> <li>• at 250 V</li> </ul>   | 6 A<br>2 A<br>2 A<br>1 A<br>0.9 A<br>0.3 A<br>0.3 A |
| <b>contact reliability of auxiliary contacts</b>  | 1 faulty switching per 100 million (17 V, 1 mA)     |
| <b>Ambient conditions</b>   |   |
| <b>ambient temperature</b> <ul style="list-style-type: none"> <li>• during operation</li> <li>• during storage</li> </ul>   | -25 ... +60 °C<br>-55 ... +80 °C                    |
| <b>Safety related data</b>  |   |
| <b>product function</b> <ul style="list-style-type: none"> <li>• mirror contact according to IEC 60947-4-1</li> <li>• positively driven operation according to IEC 60947-5-1</li> <li>• positively driven operation according to IEC 60947-5-1</li> </ul>   | No<br>Yes<br>with 3RH2                              |
| contact reliability of auxiliary contacts   | 1 faulty switching per 100 million (17 V, 1 mA)     |
| <b>Installation/ mounting/ dimensions</b>   |   |
| <b>fastening method</b>   | snap-on mounting                                    |
| <b>height</b>   | 37.5 mm   |
| <b>width</b>  | 36 mm   |
| <b>depth</b>  | 43.7 mm   |
| <b>Connections/ Terminals</b>   |   |
| type of electrical connection for auxiliary and control circuit   | ring terminal lug connection                        |
| <b>Approvals Certificates</b>   |   |
| <b>General Product Approval</b>   |   |






[Confirmation](#)





[KC](#)



| EMC   | Functional Safety/Safety of Machinery        | Declaration of Conformity   | Test Certificates   |  |  |
|---|--|---|---|--|--|
|  | <a href="#">Type Examination Certificate</a> | <br>EG-Konf. |  | <a href="#">Special Test Certificate</a> | <a href="#">Type Test Certificates/Test Report</a> |

#### Marine / Shipping



| Marine / Shipping   | other                        | Railway  |  | Environment                         |   |
|---|------------------------------|--|--|-------------------------------------|---|
|  | <a href="#">Confirmation</a> | <br>VDE | <a href="#">Type Test Certificates/Test Report</a> | <a href="#">Vibration and Shock</a> | <a href="#">Environmental Confirmations</a> |

#### Further information

Siemens has decided to exit the Russian market (see here).

<https://press.siemens.com/global/en/pressrelease/siemens-wind-down-russian-business>

Siemens is working on the renewal of the current EAC certificates.

Please contact your local Siemens office on the status of validity of the EAC certification if you intend to import or offer to supply these products to an EAC relevant market (other than the sanctioned EAEU member states Russia or Belarus).

Information on the packaging

<https://support.industry.siemens.com/cs/ww/en/view/109813875>

Information- and Downloadcenter (Catalogs, Brochures,...)

<https://www.siemens.com/ic10>

Industry Mall (Online ordering system)

<https://mall.industry.siemens.com/mall/en/en/Catalog/product?mlfb=3RH2911-4GA31>

Cax online generator


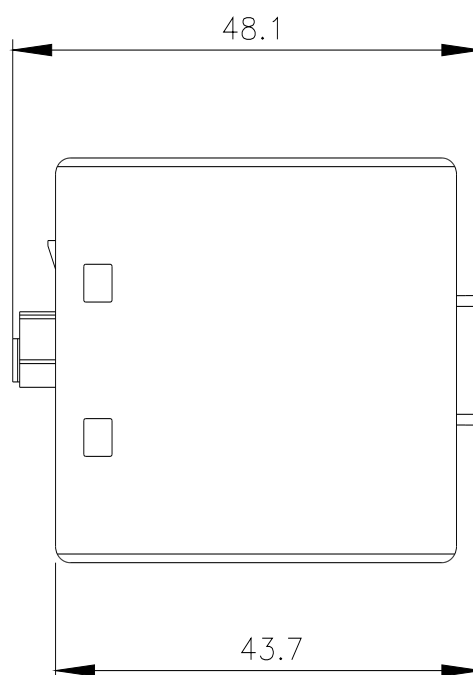
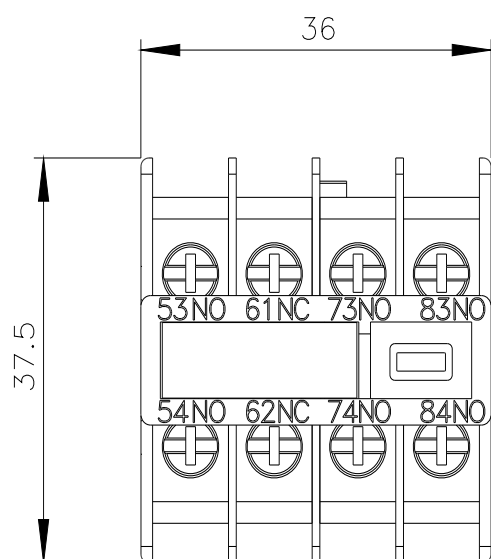
<http://support.automation.siemens.com/WW/CAXorder/default.aspx?lang=en&mlfb=3RH2911-4GA31>

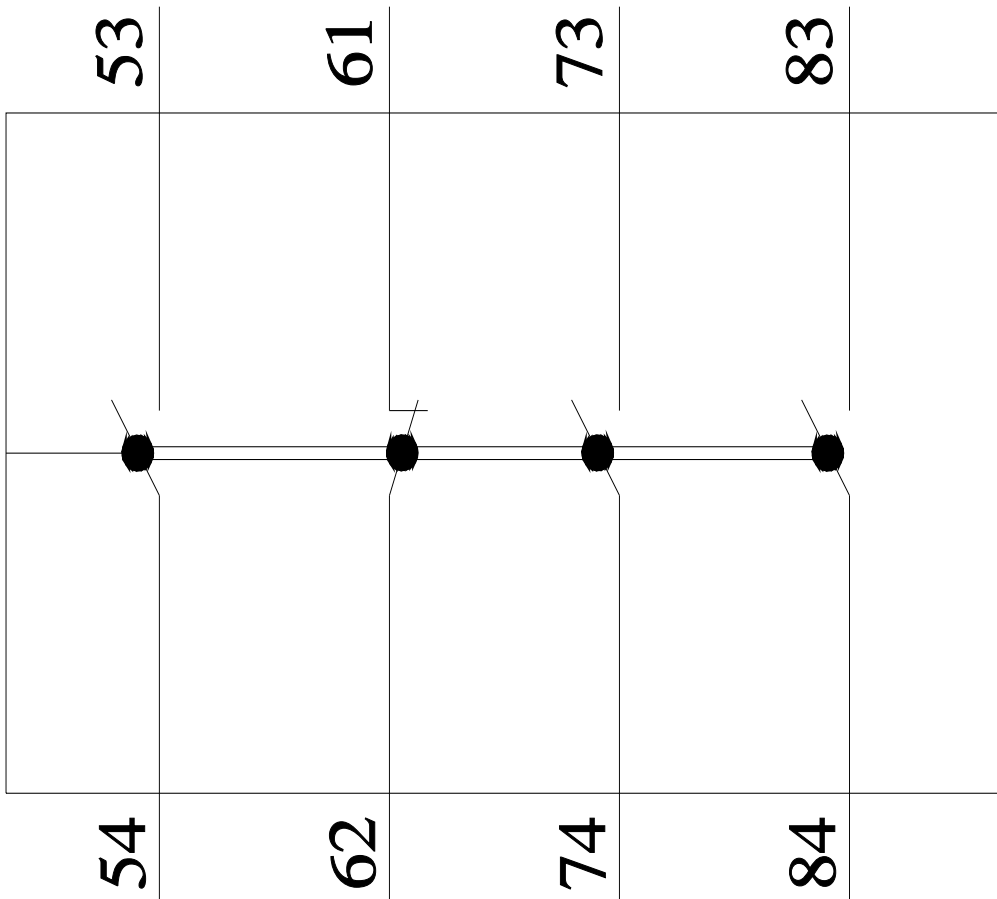
Service&Support (Manuals, Certificates, Characteristics, FAQs,...)

<https://support.industry.siemens.com/cs/ww/en/ps/3RH2911-4GA31>

Image database (product images, 2D dimension drawings, 3D models, device circuit diagrams, EPLAN macros, ...)

[http://www.automation.siemens.com/bilddb/cax\\_de.aspx?mlfb=3RH2911-4GA31&lang=en](http://www.automation.siemens.com/bilddb/cax_de.aspx?mlfb=3RH2911-4GA31&lang=en)





last modified:

1/27/2022 

# Mouser Electronics

Authorized Distributor

Click to View Pricing, Inventory, Delivery & Lifecycle Information:

Siemens:

[3RH29114GA31](#)