



first lateral auxiliary switch 2 NC contacts, screw terminal, for contactors 3RT1

product brand name	SIRIUS
product category	Auxiliary switch
product designation	auxiliary switch
design of the product	first laterally mountable
product type designation	3RH19
suitability for use	Contactor relay and power contactor
General technical data	
size of contactor	S0
insulation voltage with degree of pollution 3 at AC rated value	500 V
surge voltage resistance rated value	6 kV
protection class IP on the front	IP20
mechanical service life (operating cycles) typical	10 000 000
electrical endurance (operating cycles) at AC-15 at 230 V typical	200 000
Substance Prohibittance (Date)	07/01/2006
number of NC contacts for auxiliary contacts	
• instantaneous contact	2
number of NO contacts for auxiliary contacts	
• instantaneous contact	0
number of CO contacts of auxiliary contacts instantaneous contact	0
operational current of auxiliary contacts at AC-12	
• at 24 V	10 A
• at 230 V	10 A
operational current of auxiliary contacts at AC-14	
• at 125 V	6 A
• at 250 V	6 A
operational current of auxiliary contacts at AC-12 maximum	10 A
operational current of auxiliary contacts at AC-15	
• at 24 V	6 A
• at 230 V	6 A
• at 400 V	3 A
operational current of auxiliary contacts at DC-12	
• at 24 V	10 A
• at 110 V	3 A
• at 220 V	1 A
operational current with 2 current paths in series at DC-12	
• at 24 V rated value	10 A
• at 60 V rated value	10 A
• at 110 V rated value	4 A
• at 220 V rated value	2 A

<ul style="list-style-type: none"> • at 440 V rated value 	1.3 A
operational current with 3 current paths in series at DC-12	
<ul style="list-style-type: none"> • at 24 V rated value 	10 A
<ul style="list-style-type: none"> • at 60 V rated value 	10 A
<ul style="list-style-type: none"> • at 110 V rated value 	10 A
<ul style="list-style-type: none"> • at 220 V rated value 	3.6 A
<ul style="list-style-type: none"> • at 440 V rated value 	2.5 A
operational current with 2 current paths in series at DC-13	
<ul style="list-style-type: none"> • at 24 V rated value 	10 A
<ul style="list-style-type: none"> • at 60 V rated value 	3.5 A
<ul style="list-style-type: none"> • at 110 V rated value 	1.3 A
<ul style="list-style-type: none"> • at 220 V rated value 	0.9 A
<ul style="list-style-type: none"> • at 440 V rated value 	0.2 A
operational current with 3 current paths in series at DC-13	
<ul style="list-style-type: none"> • at 24 V rated value 	10 A
<ul style="list-style-type: none"> • at 60 V rated value 	4.7 A
<ul style="list-style-type: none"> • at 110 V rated value 	3 A
<ul style="list-style-type: none"> • at 220 V rated value 	1.2 A
<ul style="list-style-type: none"> • at 440 V rated value 	0.5 A
operational current of auxiliary contacts at DC-13	
<ul style="list-style-type: none"> • at 24 V 	6 A
<ul style="list-style-type: none"> • at 48 V 	2 A
<ul style="list-style-type: none"> • at 60 V 	2 A
<ul style="list-style-type: none"> • at 110 V 	1 A
<ul style="list-style-type: none"> • at 125 V 	0.9 A
<ul style="list-style-type: none"> • at 220 V 	0.3 A
<ul style="list-style-type: none"> • at 250 V 	0.3 A
contact reliability of auxiliary contacts	1 faulty switching per 100 million (17 V, 1 mA)
Ambient conditions	
ambient temperature	
<ul style="list-style-type: none"> • during operation 	-25 ... +60 °C
<ul style="list-style-type: none"> • during storage 	-55 ... +80 °C
Safety related data	
product function	
<ul style="list-style-type: none"> • mirror contact according to IEC 60947-4-1 	Yes; with 3RT1
<ul style="list-style-type: none"> • positively driven operation according to IEC 60947-5-1 	No
contact reliability of auxiliary contacts	1 faulty switching per 100 million (17 V, 1 mA)
Installation/ mounting/ dimensions	
fastening method	snap-on mounting
height	80 mm
width	10 mm
depth	71 mm
Connections/ Terminals	
type of electrical connection for auxiliary and control circuit	screw-type terminals
connectable conductor cross-section for auxiliary contacts	
<ul style="list-style-type: none"> • solid or stranded 	0.5 ... 2.5 mm²
<ul style="list-style-type: none"> • finely stranded with core end processing 	0.5 ... 2.5 mm²
type of connectable conductor cross-sections	
<ul style="list-style-type: none"> • for auxiliary contacts <ul style="list-style-type: none"> — solid or stranded 	2x (0.5 ... 1.5 mm²), 2x (0.75 ... 2.5 mm²)
<ul style="list-style-type: none"> — finely stranded with core end processing 	2x (0.5 ... 1.5 mm²), 2x (0.75 ... 2.5 mm²)
<ul style="list-style-type: none"> • for AWG cables for auxiliary contacts 	2x (20 ... 16), 2x (18 ... 14)
AWG number as coded connectable conductor cross section for auxiliary contacts	20 ... 14
Approvals Certificates	
General Product Approval	Functional Safety/Safety of Machinery



[Confirmation](#)



[KC](#)



[Type Examination Certificate](#)

Declaration of Conformity	Test Certificates	Marine / Shipping
---------------------------	-------------------	-------------------



[Type Test Certificates/Test Report](#)

[Special Test Certificate](#)



Marine / Shipping	other	Railway
-------------------	-------	---------



[Confirmation](#)

[Special Test Certificate](#)

[Vibration and Shock](#)

Further information

Siemens has decided to exit the Russian market (see here).

<https://press.siemens.com/global/en/pressrelease/siemens-wind-down-russian-business>

Siemens is working on the renewal of the current EAC certificates.

Please contact your local Siemens office on the status of validity of the EAC certification if you intend to import or offer to supply these products to an EAC relevant market (other than the sanctioned EAEU member states Russia or Belarus).

Information on the packaging

<https://support.industry.siemens.com/cs/ww/en/view/109813875>

Information- and Downloadcenter (Catalogs, Brochures,...)

<https://www.siemens.com/ic10>

Industry Mall (Online ordering system)

<https://mall.industry.siemens.com/mall/en/en/Catalog/product?mlfb=3RH1921-1EA02>

Cax online generator

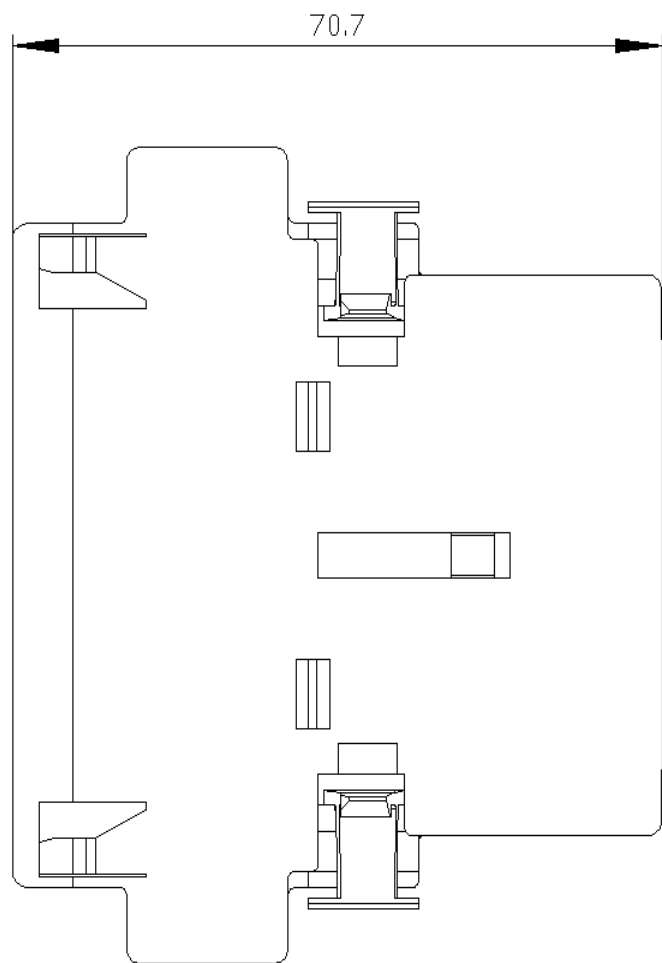
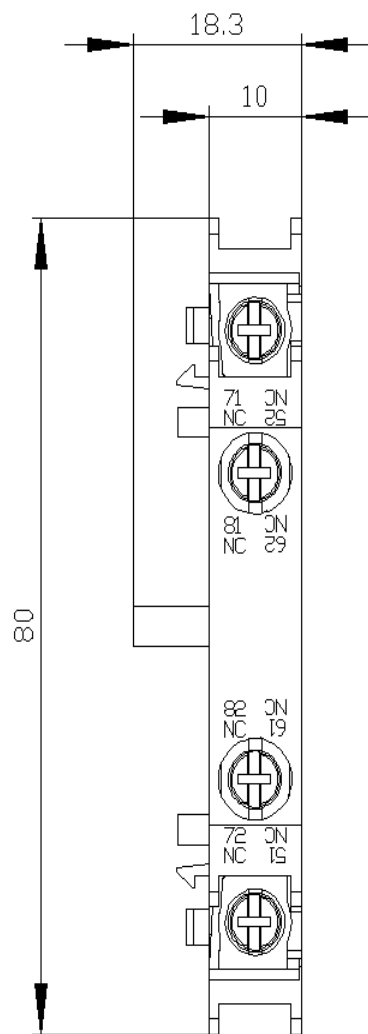
<http://support.automation.siemens.com/WW/CAXorder/default.aspx?lang=en&mlfb=3RH1921-1EA02>

Service&Support (Manuals, Certificates, Characteristics, FAQs,...)

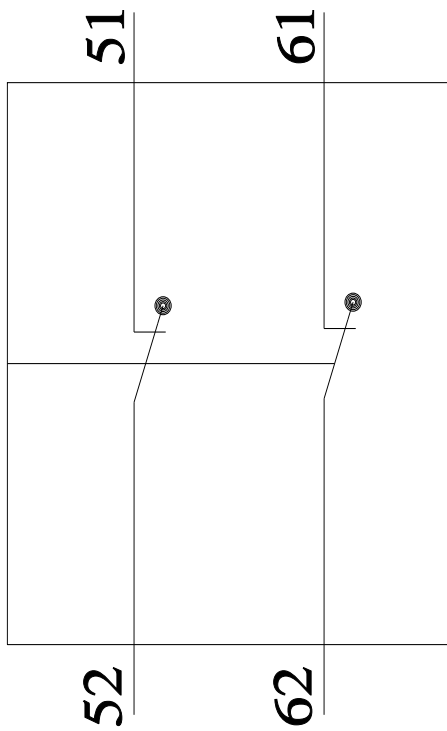
<https://support.industry.siemens.com/cs/ww/en/ps/3RH1921-1EA02>

Image database (product images, 2D dimension drawings, 3D models, device circuit diagrams, EPLAN macros, ...)

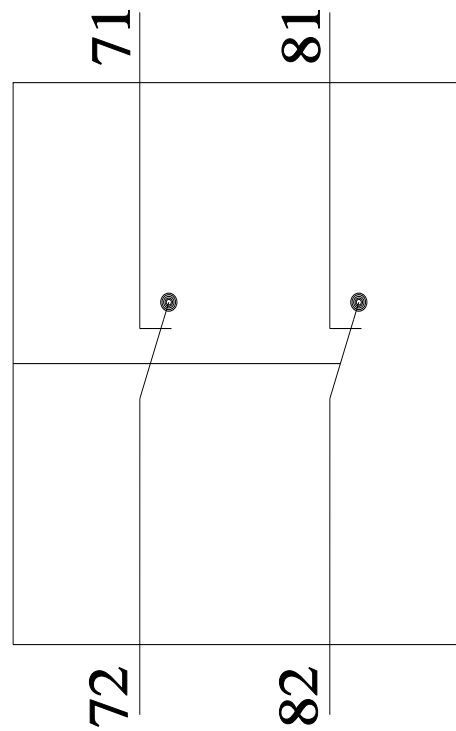
http://www.automation.siemens.com/bilddb/cax_de.aspx?mlfb=3RH1921-1EA02&lang=en



Links / left



Rechts / right



last modified:

11/30/2021 

Mouser Electronics

Authorized Distributor

Click to View Pricing, Inventory, Delivery & Lifecycle Information:

Siemens:

[3RH19211EA02](#)