



Semiconductor relay, 3-phase 3RF2 55 A / 40 °C 48-600 V / 4-30 V DC 3-phase controlled screw terminal Blocking voltage 1200 V

product brand name	SIRIUS
product designation	solid-state relay
design of the product	three-phase controlled
product type designation	3RF22
manufacturer's article number	
• _2 of the accessories that can be ordered	<a href="#">3RF2900-0EA18</a>
product designation	
• _2 of the accessories that can be ordered	converter
<b>General technical data</b>	
product function	zero-point switching
power loss [W] for rated value of the current	
• at AC in hot operating state	226 W
• at AC in hot operating state per pole	226 W
• without load current share typical	0.9 W
insulation voltage rated value	600 V
type of voltage of the control supply voltage	DC
surge voltage resistance of main circuit rated value	6 kV
shock resistance according to IEC 60068-2-27	15g / 11 ms
vibration resistance according to IEC 60068-2-6	2g
reference code according to EN 61346-2	Q
reference code according to IEC 81346-2	Q
Substance Prohibitance (Date)	07/01/2006
<b>Main circuit</b>	
number of poles for main current circuit	3
number of NO contacts for main contacts	3
number of NC contacts for main contacts	0
operating voltage at AC	
• at 50 Hz rated value	48 ... 600 V
• at 60 Hz rated value	48 ... 600 V
operating frequency rated value	50 ... 60 Hz
relative symmetrical tolerance of the operating frequency	10 %
operating range relative to the operating voltage at AC	
• at 50 Hz	40 ... 660 V
• at 60 Hz	40 ... 660 V
operational current	
• at AC-51 rated value	50 A
• according to UL 508 rated value	50 A
ampacity maximum	55 A
operational current minimum	500 mA
rate of voltage rise at the thyristor for main contacts	100 V/μs

maximum permissible	
blocking voltage at the thyristor for main contacts maximum permissible	1 200 V
reverse current of the thyristor	10 mA
derating temperature	40 °C
surge current resistance rated value	600 A
I <sup>2</sup> t value maximum	1 800 A <sup>2</sup> ·s
<b>Control circuit/ Control</b>	
type of voltage of the control supply voltage	DC
control supply voltage 1 • at DC	4 ... 30 V
control supply voltage • at DC initial value for signal <1> detection • at DC full-scale value for signal<0> recognition	4 V 1 V
control current at minimum control supply voltage • at DC	22 mA
control current at DC rated value	30 mA
ON-delay time	1 ms; additionally max. one half-wave
OFF-delay time	1 ms; additionally max. one half-wave
<b>Auxiliary circuit</b>	
number of NC contacts for auxiliary contacts	0
number of NO contacts for auxiliary contacts	0
number of CO contacts for auxiliary contacts	0
<b>Installation/ mounting/ dimensions</b>	
fastening method • side-by-side mounting	screw fixing Yes
design of the thread of the screw for securing the equipment	M4
tightening torque of fixing screw maximum	1.5 N·m
tightening torque [lbf·in] of fixing screw maximum	13 lbf·in
height	95 mm
width	45 mm
depth	47 mm
<b>Connections/ Terminals</b>	
type of electrical connection • for main current circuit • for auxiliary and control circuit	screw-type terminals screw-type terminals
type of connectable conductor cross-sections • for main contacts — solid — finely stranded with core end processing • for AWG cables for main contacts	2x (1.5 ... 2.5 mm <sup>2</sup> ), 2x (2.5 ... 6 mm <sup>2</sup> ) 2x (1 ... 2.5 mm <sup>2</sup> ), 2x (2.5 ... 6 mm <sup>2</sup> ), 1x 10 mm <sup>2</sup> 2x (14 ... 10)
connectable conductor cross-section for main contacts • solid or stranded • finely stranded with core end processing	1.5 ... 6 mm <sup>2</sup> 1 ... 10 mm <sup>2</sup>
type of connectable conductor cross-sections • for auxiliary and control contacts — solid — finely stranded with core end processing — finely stranded without core end processing • for AWG cables for auxiliary and control contacts	1x (0.5 ... 2.5 mm <sup>2</sup> ), 2x (0.5 ... 1.0 mm <sup>2</sup> ) 1x (0.5 ... 2.5 mm <sup>2</sup> ), 2x (0.5 ... 1.0 mm <sup>2</sup> ) 1x (0.5 ... 2.5 mm <sup>2</sup> ), 2x (0.5 ... 1.0 mm <sup>2</sup> ) 1x (AWG 20 ... 12)
AWG number as coded connectable conductor cross section for main contacts	10 ... 14
tightening torque • for main contacts with screw-type terminals • for auxiliary and control contacts with screw-type terminals	2 ... 2.5 N·m 0.5 ... 0.6 N·m
tightening torque [lbf·in] • for main contacts with screw-type terminals • for auxiliary and control contacts with screw-type terminals	18 ... 22 lbf·in 4.5 ... 5.3 lbf·in
design of the thread of the connection screw	

<ul style="list-style-type: none"><li>• for main contacts</li><li>• of the auxiliary and control contacts</li></ul>	M4 M3	
<b>stripped length of the cable</b> <ul style="list-style-type: none"><li>• for main contacts</li><li>• for auxiliary and control contacts</li></ul>	7 mm 7 mm	
Safety related data		
<b>protection class IP on the front according to IEC 60529</b>	IP20	
<b>touch protection on the front according to IEC 60529</b>	finger-safe, for vertical contact from the front	
Ambient conditions		
installation altitude at height above sea level maximum	1 000 m	
<b>ambient temperature</b> <ul style="list-style-type: none"><li>• during operation</li><li>• during storage</li></ul>	-25 ... +60 °C -55 ... +80 °C	
Electromagnetic compatibility		
<b>conducted interference</b> <ul style="list-style-type: none"><li>• due to burst according to IEC 61000-4-4</li><li>• due to conductor-earth surge according to IEC 61000-4-5</li><li>• due to conductor-conductor surge according to IEC 61000-4-5</li><li>• due to high-frequency radiation according to IEC 61000-4-6</li></ul>	2 kV / 5 kHz behavior criterion 2 2 kV behavior criterion 2 1 kV behavior criterion 2  140 dBuV in the frequency range 0.15 ... 80 MHz, behavior criterion 1	
<b>electrostatic discharge according to IEC 61000-4-2</b>	4 kV contact discharging / 8 kV air discharging, behavior criterion 2	
<b>conducted HF interference emissions according to CISPR11</b>	Class A for industrial environment	
<b>field-bound HF interference emission according to CISPR11</b>	Class A for industrial environment	
Short-circuit protection, design of the fuse link		
manufacturer's article number <ul style="list-style-type: none"><li>• of full range R fuse link for semiconductor protection at NH design usable</li><li>• of back-up R fuse link for semiconductor protection at NH design usable</li><li>• of back-up R fuse link for semiconductor protection at cylindrical design 14 x 51 mm usable</li><li>• of back-up R fuse link for semiconductor protection at cylindrical design 22 x 58 mm usable</li></ul>	<a href="#">3NE1803-0: These fuses have a smaller rated current than the semiconductor relays</a> <a href="#">3NE8018-1</a>  <a href="#">3NC1450: These fuses have a smaller rated current than the semiconductor relays</a> <a href="#">3NC2250: These fuses have a smaller rated current than the semiconductor relays</a>	
manufacturer's article number of the gG fuse at NH design usable <ul style="list-style-type: none"><li>• up to 460 V</li><li>• up to 600 V</li></ul>	<a href="#">3NA3807-6: These fuses have a smaller rated current than the semiconductor relays</a> <a href="#">3NA3805-6: These fuses have a smaller rated current than the semiconductor relays</a>	
Certificates/ approvals		
General Product Approval	EMC	Declaration of Con- formity



[Confirmation](#)



<b>Declaration of Con- formity</b>	<b>Test Certificates</b>	<b>other</b>
 EG-Konf.	<a href="#">Type Test Certificates/Test Report</a>	<a href="#">Confirmation</a>  VDE

#### Further information

Siemens has decided to exit the Russian market (see here).  
<https://press.siemens.com/global/en/pressrelease/siemens-wind-down-russian-business>

Siemens is working on the renewal of the current EAC certificates.

Please contact your local Siemens office on the status of validity of the EAC certification if you intend to import or offer to supply these products to an EAC relevant market (other than the sanctioned EAEU member states Russia or Belarus).

Information on the packaging

<https://support.industry.siemens.com/cs/ww/en/view/109813875>

Information- and Downloadcenter (Catalogs, Brochures,...)

<https://www.siemens.com/ic10>

Industry Mall (Online ordering system)

<https://mall.industry.siemens.com/mall/en/en/Catalog/product?mlfb=3RF2255-1AC45>

Cax online generator

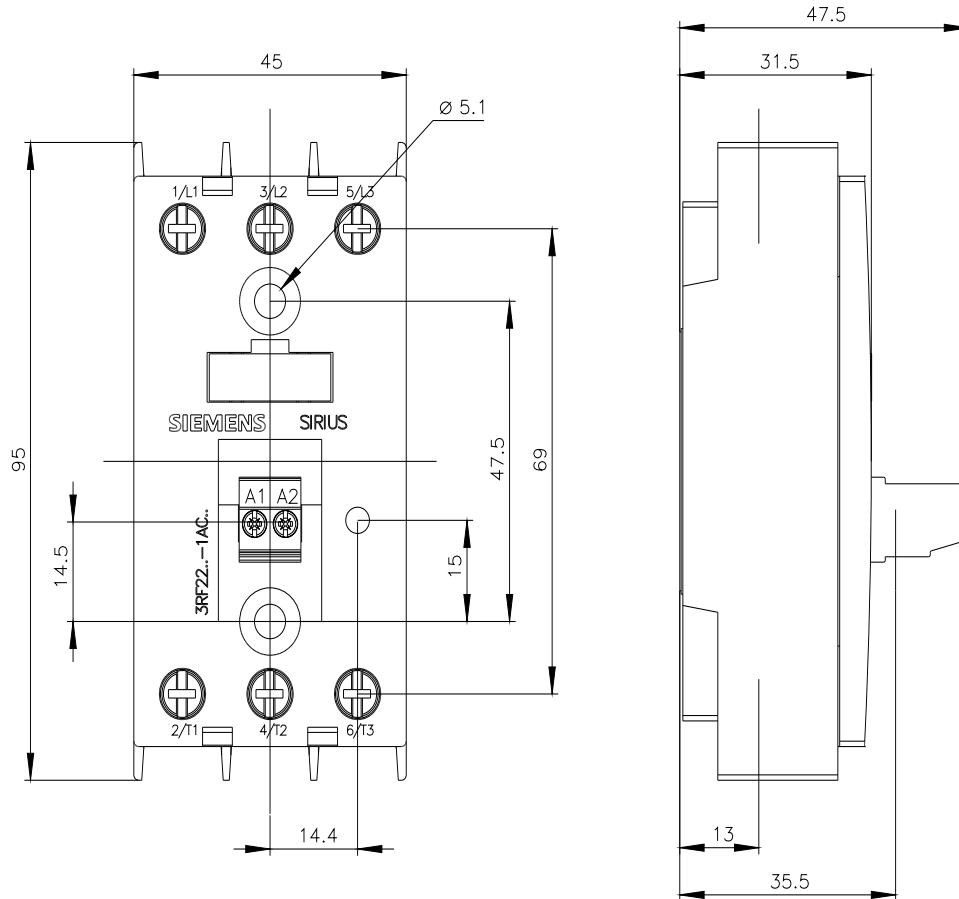
<http://support.automation.siemens.com/WW/CAXorder/default.aspx?lang=en&mlfb=3RF2255-1AC45>

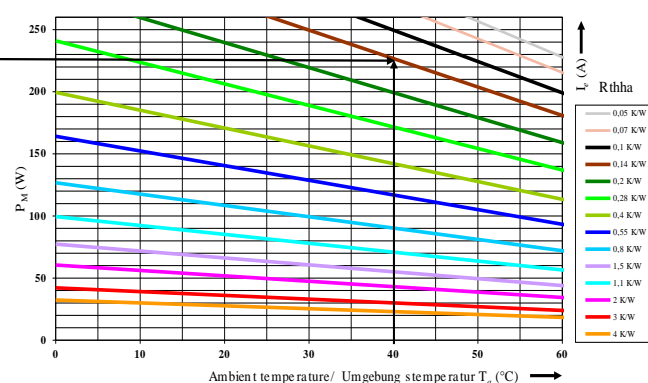
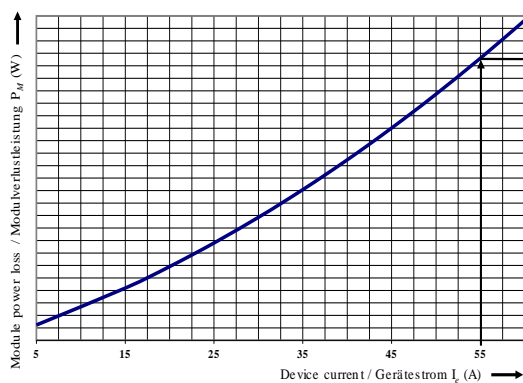
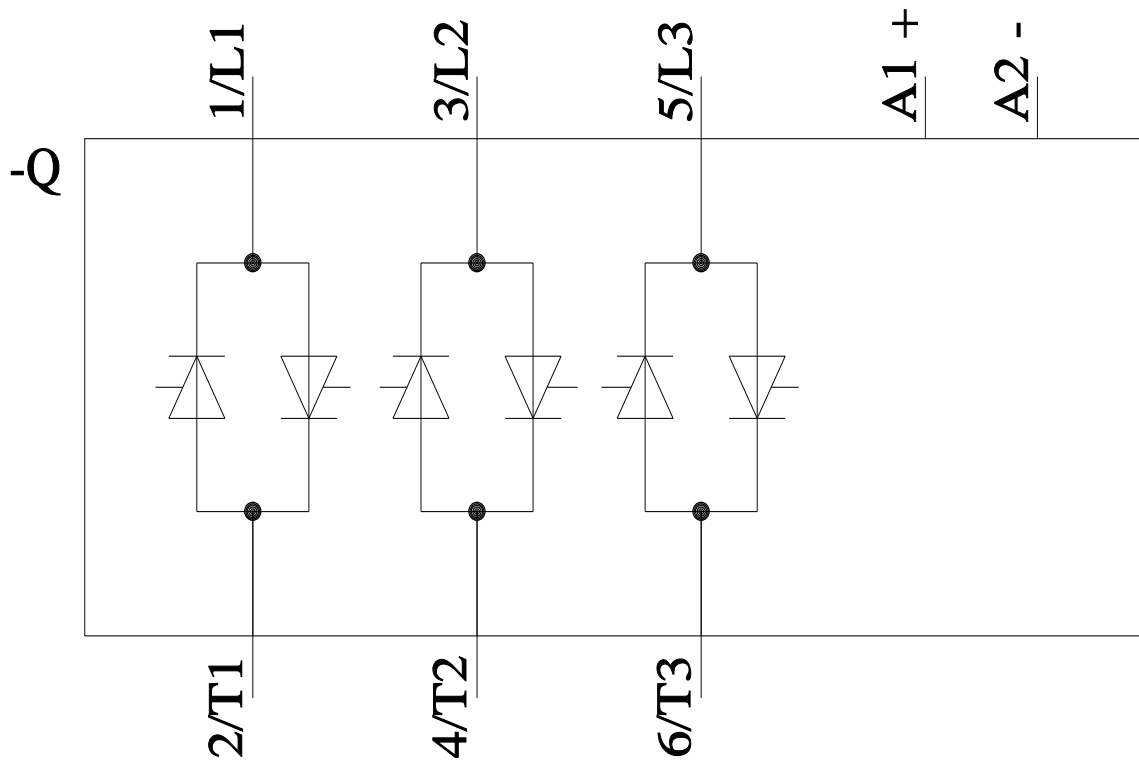
Service&Support (Manuals, Certificates, Characteristics, FAQs,...)

<https://support.industry.siemens.com/cs/ww/en/ps/3RF2255-1AC45>

Image database (product images, 2D dimension drawings, 3D models, device circuit diagrams, EPLAN macros, ...)

[http://www.automation.siemens.com/bilddb/cax\\_de.aspx?mlfb=3RF2255-1AC45&lang=en](http://www.automation.siemens.com/bilddb/cax_de.aspx?mlfb=3RF2255-1AC45&lang=en)





last modified:

3/4/2021

# Mouser Electronics

Authorized Distributor

Click to View Pricing, Inventory, Delivery & Lifecycle Information:

Siemens:

[3RF22551AC45](#)