



Overload relay 32...115 A Electronic For motor protection Size S3, Class 10E
Stand-alone installation Main circuit: Straight-through transformer Auxiliary circuit:
Screw Manual-Automatic-Reset

product brand name	SIRIUS
product designation	solid-state overload relay
product type designation	3RB3
General technical data	
size of overload relay	S3
size of contactor can be combined company-specific	S3
power loss [W] for rated value of the current at AC in hot operating state	0.6 W
• per pole	0.2 W
insulation voltage with degree of pollution 3 at AC rated value	1 000 V
surge voltage resistance rated value	8 kV
maximum permissible voltage for protective separation in networks with grounded star point	
• between auxiliary and auxiliary circuit	300 V
• between auxiliary and auxiliary circuit	300 V
• between main and auxiliary circuit	600 V
• between main and auxiliary circuit	690 V
shock resistance	8g / 11 ms
• according to IEC 60068-2-27	15g / 11 ms; Signaling contact 97 / 98 in position "Tripped": 8g / 11 ms
vibration resistance	1-6 Hz, 15 mm; 6-500 Hz, 20 m/s ² ; 10 cycles
thermal current	115 A
type of protection according to ATEX directive 2014/34/EU	Ex II (2) G [Ex e] [Ex d] [Ex px] ; Ex II (2) D [Ex tj] [Ex p]
certificate of suitability according to ATEX directive 2014/34/EU	PTB 09 ATEX 3001
reference code according to IEC 81346-2	F
Substance Prohibitance (Date)	03/01/2017
Ambient conditions	
installation altitude at height above sea level maximum	2 000 m
ambient temperature	
• during operation	-25 ... +60 °C
• during storage	-40 ... +80 °C
• during transport	-40 ... +80 °C
temperature compensation	-25 ... +60 °C
relative humidity during operation	10 ... 95 %
Main circuit	
number of poles for main current circuit	3
adjustable current response value current of the current-dependent overload release	32 ... 115 A
operating voltage	
• rated value	1 000 V
• at AC-3e rated value maximum	1 000 V
operating frequency rated value	50 ... 60 Hz





operational current rated value	115 A
operational current at AC-3e at 400 V rated value	115 A
operating power	
• for 3-phase motors at 400 V at 50 Hz	18.5 ... 55 kW
• for AC motors at 500 V at 50 Hz	22 ... 75 kW
• for AC motors at 690 V at 50 Hz	30 ... 90 kW
Auxiliary circuit	
design of the auxiliary switch	integrated
number of NC contacts for auxiliary contacts	1
• note	for contactor disconnection
number of NO contacts for auxiliary contacts	1
• note	for message "tripped"
number of CO contacts for auxiliary contacts	0
operational current of auxiliary contacts at AC-15	
• at 24 V	4 A
• at 110 V	4 A
• at 120 V	4 A
• at 125 V	4 A
• at 230 V	3 A
operational current of auxiliary contacts at DC-13	
• at 24 V	2 A
• at 60 V	0.55 A
• at 110 V	0.3 A
• at 125 V	0.3 A
• at 220 V	0.11 A
Protective and monitoring functions	
trip class	CLASS 10E
design of the overload release	electronic
UL/CSA ratings	
full-load current (FLA) for 3-phase AC motor	
• at 480 V rated value	115 A
• at 600 V rated value	115 A
contact rating of auxiliary contacts according to UL	B600 / R300
Short-circuit protection	
design of the fuse link	
• for short-circuit protection of the main circuit	
— with type of coordination 1 required	gG: 315 A
— with type of assignment 2 required	gG: 315 A
• for short-circuit protection of the auxiliary switch required	fuse gG: 6 A
Installation/ mounting/ dimensions	
mounting position	any
fastening method	stand-alone installation
height	106 mm
width	70 mm
depth	124 mm
Connections/ Terminals	
product component removable terminal for auxiliary and control circuit	Yes
type of electrical connection	
• for main current circuit	straight-through transformers
• for auxiliary and control circuit	screw-type terminals
arrangement of electrical connectors for main current circuit	Top and bottom
type of connectable conductor cross-sections	
• for auxiliary contacts	
— solid	1x (0.5 ... 4 mm²), 2x (0.5 ... 2.5 mm²)
— solid or stranded	1x (0.5 ... 4 mm²), 2x (0.5 ... 2.5 mm²)
— finely stranded with core end processing	1x (0.5 ... 2.5 mm²), 2x (0.5 ... 1.5 mm²)
• for AWG cables for auxiliary contacts	2x (20 ... 14)
tightening torque	
• for auxiliary contacts with screw-type terminals	0.8 ... 1.2 N·m


design of screwdriver shaft	Diameter 5 to 6 mm
size of the screwdriver tip	Pozidriv PZ 2
design of the thread of the connection screw	
• of the auxiliary and control contacts	M3
Safety related data	
protection class IP on the front according to IEC 60529	IP20
touch protection on the front according to IEC 60529	finger-safe, for vertical contact from the front
Communication/ Protocol	
type of voltage supply via input/output link master	No
Electromagnetic compatibility	
conducted interference	
• due to burst according to IEC 61000-4-4	2 kV (power ports), 1 kV (signal ports) corresponds to degree of severity 3
• due to conductor-earth surge according to IEC 61000-4-5	2 kV (line to earth) corresponds to degree of severity 3
• due to conductor-conductor surge according to IEC 61000-4-5	1 kV (line to line) corresponds to degree of severity 3
• due to high-frequency radiation according to IEC 61000-4-6	10 V in frequency range 0.15 to 80 MHz, modulation 80 % AM with 1 kHz
field-based interference according to IEC 61000-4-3	10 V/m
electrostatic discharge according to IEC 61000-4-2	6 kV contact discharge / 8 kV air discharge
Display	
display version for switching status	Slide switch
Certificates/ approvals	
General Product Approval	EMC



[Confirmation](#)



For use in hazardous locations	Declaration of Conformity	Test Certificates	Marine / Shipping
			
ATEX	EG-Konf.	Type Test Certificates/Test Report	Special Test Certificate

Marine / Shipping			other
			Confirmation
PRS	RINA	DNV GL DET NORSK VERITAS	

Further information

Siemens has decided to exit the Russian market (see here).
<https://press.siemens.com/global/en/pressrelease/siemens-wind-down-russian-business>

Siemens is working on the renewal of the current EAC certificates.
Please contact your local Siemens office on the status of validity of the EAC certification if you intend to import or offer to supply these products to an EAC relevant market (other than the sanctioned EAEU member states Russia or Belarus).

Information on the packaging
<https://support.industry.siemens.com/cs/ww/en/view/109813875>

Information- and Downloadcenter (Catalogs, Brochures,...)
<https://www.siemens.com/ic10>

Industry Mall (Online ordering system)
<https://mall.industry.siemens.com/mall/en/en/Catalog/product?mlfb=3RB3046-1XW1>

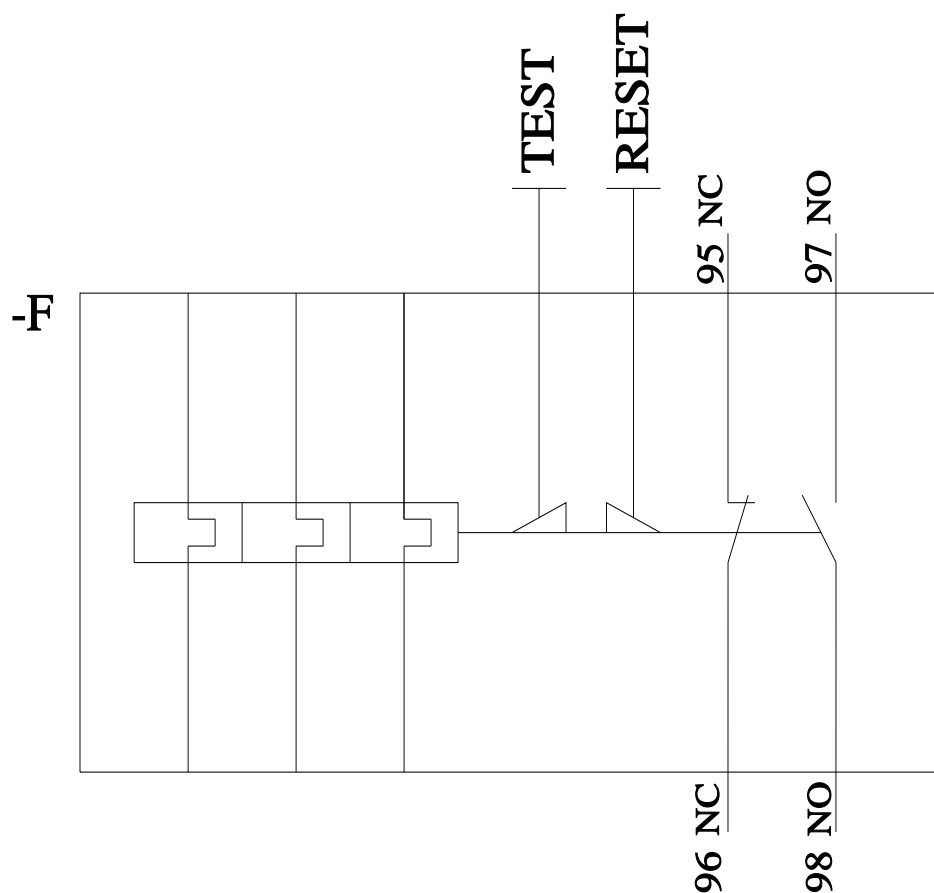
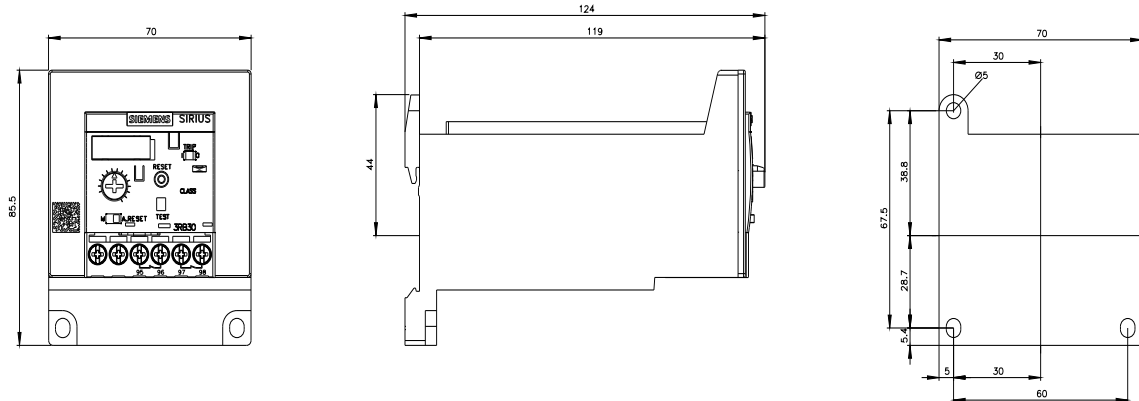
Cax online generator
<http://support.automation.siemens.com/WW/CAXorder/default.aspx?lang=en&mlfb=3RB3046-1XW1>

Service&Support (Manuals, Certificates, Characteristics, FAQs,...)
<https://support.industry.siemens.com/cs/ww/en/ps/3RB3046-1XW1>

Image database (product images, 2D dimension drawings, 3D models, device circuit diagrams, EPLAN macros, ...)
http://www.automation.siemens.com/bilddb/cax_de.aspx?mlfb=3RB3046-1XW1&lang=en

Characteristic: Tripping characteristics, I²t, Let-through current
<https://support.industry.siemens.com/cs/ww/en/ps/3RB3046-1XW1/char>

Further characteristics (e.g. electrical endurance, switching frequency)
<http://www.automation.siemens.com/bilddb/index.aspx?view=Search&mlfb=3RB3046-1XW1&objecttype=14&gridview=view1>



Mouser Electronics

Authorized Distributor

Click to View Pricing, Inventory, Delivery & Lifecycle Information:

Siemens:

3RB30461XW1