



Overload relay 20...80 A Electronic For motor protection Size S2, Class 20E Stand-alone installation Main circuit: Straight-through transformer Auxiliary circuit: Spring-type terminal Manual-Automatic-Reset

product brand name	SIRIUS
product designation	solid-state overload relay
product type designation	3RB3
General technical data	
size of overload relay	S2
size of contactor can be combined company-specific	S2
power loss [W] for rated value of the current at AC in hot operating state	0.2 W
• per pole	0.07 W
insulation voltage with degree of pollution 3 at AC rated value	690 V
surge voltage resistance rated value	6 kV
maximum permissible voltage for protective separation in networks with grounded star point	
• between auxiliary and auxiliary circuit	300 V
• between auxiliary and auxiliary circuit	300 V
• between main and auxiliary circuit	600 V
• between main and auxiliary circuit	690 V
shock resistance	15g / 11 ms
• according to IEC 60068-2-27	15g / 11 ms; Signaling contact 97 / 98 in position "Tripped": 8g / 11 ms
vibration resistance	1-6 Hz, 15 mm; 6-500 Hz, 20 m/s ² ; 10 cycles
thermal current	80 A
type of protection according to ATEX directive 2014/34/EU	Ex II (2) G [Ex e] [Ex d] [Ex px] ; Ex II (2) D [Ex tj] [Ex p]
certificate of suitability according to ATEX directive 2014/34/EU	PTB 09 ATEX 3001
reference code according to IEC 81346-2	F
Substance Prohibitance (Date)	10/15/2014
Ambient conditions	
installation altitude at height above sea level maximum	2 000 m
ambient temperature	
• during operation	-25 ... +60 °C
• during storage	-40 ... +80 °C
• during transport	-40 ... +80 °C
temperature compensation	-25 ... +60 °C
relative humidity during operation	10 ... 95 %
Main circuit	
number of poles for main current circuit	3
adjustable current response value current of the current-dependent overload release	20 ... 80 A
operating voltage	
• rated value	690 V
• at AC-3e rated value maximum	690 V
operating frequency rated value	50 ... 60 Hz





operational current rated value	80 A
operational current at AC-3e at 400 V rated value	80 A
operating power	
• for 3-phase motors at 400 V at 50 Hz	11 ... 37 kW
• for AC motors at 500 V at 50 Hz	15 ... 55 kW
• for AC motors at 690 V at 50 Hz	18.5 ... 75 kW
Auxiliary circuit	
design of the auxiliary switch	integrated
number of NC contacts for auxiliary contacts	1
• note	for contactor disconnection
number of NO contacts for auxiliary contacts	1
• note	for message "tripped"
number of CO contacts for auxiliary contacts	0
operational current of auxiliary contacts at AC-15	
• at 24 V	4 A
• at 110 V	4 A
• at 120 V	4 A
• at 125 V	4 A
• at 230 V	3 A
operational current of auxiliary contacts at DC-13	
• at 24 V	2 A
• at 60 V	0.55 A
• at 110 V	0.3 A
• at 125 V	0.3 A
• at 220 V	0.11 A
Protective and monitoring functions	
trip class	CLASS 20E
design of the overload release	electronic
UL/CSA ratings	
full-load current (FLA) for 3-phase AC motor	
• at 480 V rated value	80 A
• at 600 V rated value	80 A
contact rating of auxiliary contacts according to UL	B600 / R300
Short-circuit protection	
design of the fuse link	
• for short-circuit protection of the main circuit	
— with type of coordination 1 required	gG: 250 A, RK5: 300 A
— with type of assignment 2 required	gG: 250 A
• for short-circuit protection of the auxiliary switch required	fuse gG: 6 A
Installation/ mounting/ dimensions	
mounting position	any
fastening method	stand-alone installation
height	81 mm
width	55 mm
depth	109 mm
Connections/ Terminals	
product component removable terminal for auxiliary and control circuit	Yes
type of electrical connection	
• for main current circuit	straight-through transformers
• for auxiliary and control circuit	spring-loaded terminals
arrangement of electrical connectors for main current circuit	Top and bottom
type of connectable conductor cross-sections	
• for auxiliary contacts	
— solid	2x (0.25 ... 1.5 mm²)
— solid or stranded	2x (0.25 ... 1.5 mm²)
— finely stranded with core end processing	2x (0.25 ... 1.5 mm²)
— finely stranded without core end processing	2x (0.25 ... 1.5 mm²)
• for AWG cables for auxiliary contacts	1x (24 ... 16), 2x (24 ... 16)
design of screwdriver shaft	Diameter 5 to 6 mm

size of the screwdriver tip	Pozidriv PZ 2
Safety related data	
protection class IP on the front according to IEC 60529	IP20
touch protection on the front according to IEC 60529	finger-safe, for vertical contact from the front
Communication/ Protocol	
type of voltage supply via input/output link master	No
Electromagnetic compatibility	
conducted interference <ul style="list-style-type: none"> • due to burst according to IEC 61000-4-4 • due to conductor-earth surge according to IEC 61000-4-5 • due to conductor-conductor surge according to IEC 61000-4-5 • due to high-frequency radiation according to IEC 61000-4-6 	2 kV (power ports), 1 kV (signal ports) corresponds to degree of severity 3 2 kV (line to earth) corresponds to degree of severity 3 1 kV (line to line) corresponds to degree of severity 3 10 V in frequency range 0.15 to 80 MHz, modulation 80 % AM with 1 kHz
field-based interference according to IEC 61000-4-3	10 V/m
electrostatic discharge according to IEC 61000-4-2	6 kV contact discharge / 8 kV air discharge
Display	
display version for switching status	Slide switch
Certificates/ approvals	
General Product Approval	EMC



[Confirmation](#)



For use in hazard-ous locations	Declaration of Conformity	Test Certificates	Marine / Shipping
			

[Special Test Certificate](#)

[Type Test Certificates/Test Report](#)

Marine / Shipping				other
 LRS	 PRS	 RINA	 DNV GL	Confirmation

Further information

Siemens has decided to exit the Russian market (see here).

<https://press.siemens.com/global/en/pressrelease/siemens-wind-down-russian-business>

Siemens is working on the renewal of the current EAC certificates.

Please contact your local Siemens office on the status of validity of the EAC certification if you intend to import or offer to supply these products to an EAC relevant market (other than the sanctioned EAEU member states Russia or Belarus).

Information on the packaging

<https://support.industry.siemens.com/cs/ww/en/view/109813875>

Information- and Downloadcenter (Catalogs, Brochures,...)

<https://www.siemens.com/ic10>

Industry Mall (Online ordering system)

<https://mall.industry.siemens.com/mall/en/en/Catalog/product?mlfb=3RB3036-2WX1>

Cax online generator

<http://support.automation.siemens.com/WW/CAXorder/default.aspx?lang=en&mlfb=3RB3036-2WX1>

Service&Support (Manuals, Certificates, Characteristics, FAQs,...)

<https://support.industry.siemens.com/cs/ww/en/ps/3RB3036-2WX1>

Image database (product images, 2D dimension drawings, 3D models, device circuit diagrams, EPLAN macros, ...)

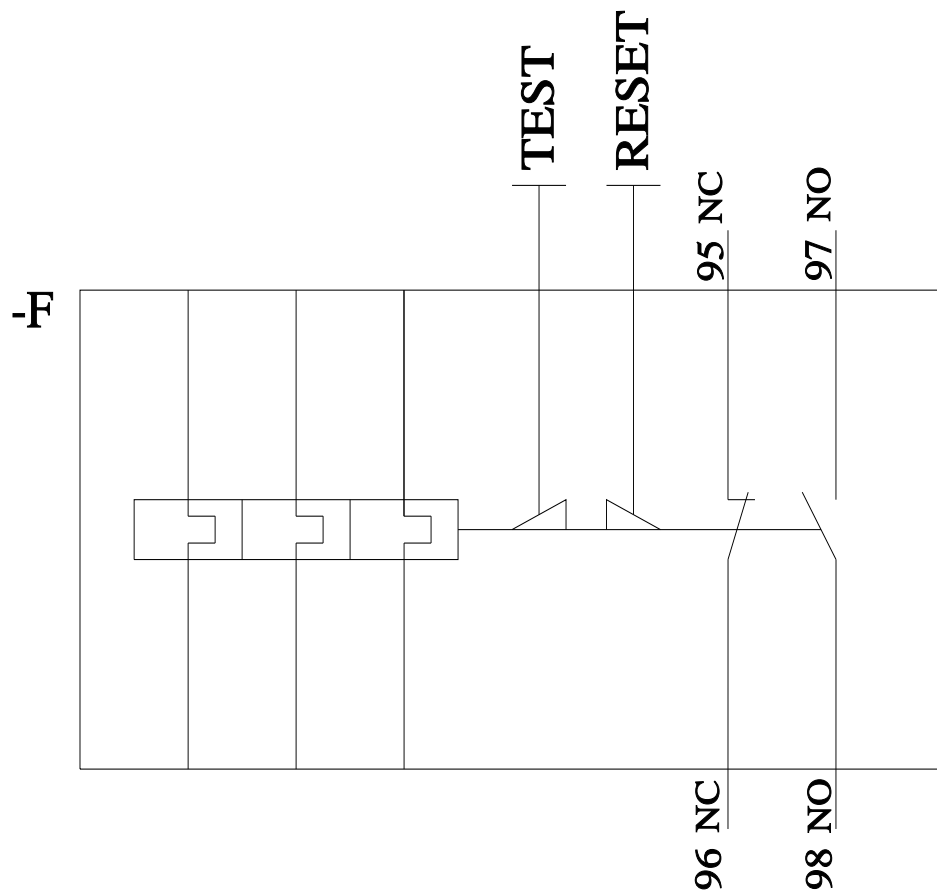
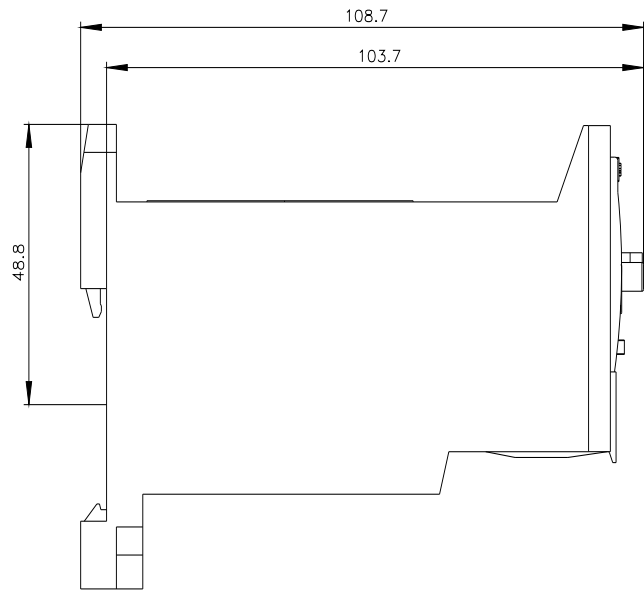
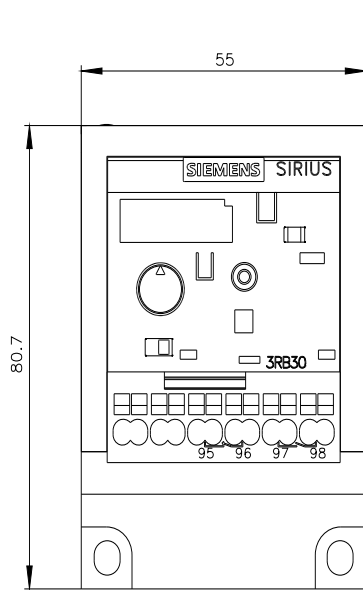
http://www.automation.siemens.com/bilddb/cax_de.aspx?mlfb=3RB3036-2WX1&lang=en

Characteristic: Tripping characteristics, I²t, Let-through current

<https://support.industry.siemens.com/cs/ww/en/ps/3RB3036-2WX1/char>

Further characteristics (e.g. electrical endurance, switching frequency)

<http://www.automation.siemens.com/bilddb/index.aspx?view=Search&mlfb=3RB3036-2WX1&objecttype=14&gridview=view1>



Mouser Electronics

Authorized Distributor

Click to View Pricing, Inventory, Delivery & Lifecycle Information:

Siemens:

[3RB30362WX1](#)