



Overload relay 1...4 A Electronic For motor protection Size S0, Class 10E  
 Contactor mounting Main circuit: Spring-type terminal Auxiliary circuit: Spring-type  
 terminal Manual-Automatic-Reset

product brand name	SIRIUS
product designation	solid-state overload relay
product type designation	3RB3
<b>General technical data</b>	
size of overload relay	S0
size of contactor can be combined company-specific	S0
power loss [W] for rated value of the current at AC in hot operating state	0.1 W
• per pole	0.03 W
insulation voltage with degree of pollution 3 at AC rated value	690 V
surge voltage resistance rated value	6 kV
maximum permissible voltage for protective separation in networks with grounded star point	
• between auxiliary and auxiliary circuit	300 V
• between auxiliary and auxiliary circuit	300 V
• between main and auxiliary circuit	600 V
• between main and auxiliary circuit	690 V
shock resistance	15g / 11 ms
• according to IEC 60068-2-27	15g / 11 ms; Signaling contact 97 / 98 in position "Tripped": 9g / 11 ms
vibration resistance	1-6 Hz, 15 mm; 6-500 Hz, 20 m/s <sup>2</sup> ; 10 cycles
thermal current	4 A
type of protection according to ATEX directive 2014/34/EU	Ex II (2) G [Ex e] [Ex d] [Ex px] ; Ex II (2) D [Ex tj] [Ex p]
certificate of suitability according to ATEX directive 2014/34/EU	PTB 09 ATEX 3001
reference code according to IEC 81346-2	F
Substance Prohibitance (Date)	10/01/2009
<b>Ambient conditions</b>	
installation altitude at height above sea level maximum	2 000 m
ambient temperature	
• during operation	-25 ... +60 °C
• during storage	-40 ... +80 °C
• during transport	-40 ... +80 °C
temperature compensation	-25 ... +60 °C
relative humidity during operation	10 ... 95 %
<b>Main circuit</b>	
number of poles for main current circuit	3
adjustable current response value current of the current-dependent overload release	1 ... 4 A
operating voltage	
• rated value	690 V
• at AC-3e rated value maximum	690 V
operating frequency rated value	50 ... 60 Hz

<b>operational current rated value</b>	4 A
operational current at AC-3e at 400 V rated value	4 A
<b>operating power</b>	
• for 3-phase motors at 400 V at 50 Hz	0.37 ... 1.5 kW
• for AC motors at 500 V at 50 Hz	0.37 ... 2.2 kW
• for AC motors at 690 V at 50 Hz	0.55 ... 3 kW
<b>Auxiliary circuit</b>	
<b>design of the auxiliary switch</b>	integrated
<b>number of NC contacts for auxiliary contacts</b>	1
• note	for contactor disconnection
<b>number of NO contacts for auxiliary contacts</b>	1
• note	for message "tripped"
number of CO contacts for auxiliary contacts	0
<b>operational current of auxiliary contacts at AC-15</b>	
• at 24 V	4 A
• at 110 V	4 A
• at 120 V	4 A
• at 125 V	4 A
• at 230 V	3 A
<b>operational current of auxiliary contacts at DC-13</b>	
• at 24 V	2 A
• at 60 V	0.55 A
• at 110 V	0.3 A
• at 125 V	0.3 A
• at 220 V	0.11 A
<b>Protective and monitoring functions</b>	
<b>trip class</b>	CLASS 10E
<b>design of the overload release</b>	electronic
<b>UL/CSA ratings</b>	
<b>full-load current (FLA) for 3-phase AC motor</b>	
• at 480 V rated value	4 A
• at 600 V rated value	4 A
<b>contact rating of auxiliary contacts according to UL</b>	B600 / R300
<b>Short-circuit protection</b>	
<b>design of the fuse link</b>	
• for short-circuit protection of the main circuit	
— with type of coordination 1 required	gG: 35 A, RK5: 15 A
— with type of assignment 2 required	gG: 20 A
• for short-circuit protection of the auxiliary switch required	fuse gG: 6 A
<b>Installation/ mounting/ dimensions</b>	
<b>mounting position</b>	any
<b>fastening method</b>	Contactor mounting
<b>height</b>	109 mm
<b>width</b>	45 mm
<b>depth</b>	85 mm
<b>Connections/ Terminals</b>	
<b>product component removable terminal for auxiliary and control circuit</b>	Yes
<b>type of electrical connection</b>	
• for main current circuit	spring-loaded terminals
• for auxiliary and control circuit	spring-loaded terminals
<b>arrangement of electrical connectors for main current circuit</b>	Top and bottom
<b>type of connectable conductor cross-sections for main contacts</b>	
• solid	1x (1 ... 10 mm²)
• stranded	1x 10 mm²
• solid or stranded	1x (1 ... 10 mm²)
• finely stranded with core end processing	1x (1 ... 6 mm²)
• finely stranded without core end processing	1x (1 ... 6 mm²)
<b>type of connectable conductor cross-sections</b>	
• for auxiliary contacts	

— solid	2x (0.25 ... 1.5 mm <sup>2</sup> )
— solid or stranded	2x (0.25 ... 1.5 mm <sup>2</sup> )
— finely stranded with core end processing	2x (0.25 ... 1.5 mm <sup>2</sup> )
— finely stranded without core end processing	2x (0.25 ... 1.5 mm <sup>2</sup> )
• for AWG cables for auxiliary contacts	1x (24 ... 16), 2x (24 ... 16)
<b>design of screwdriver shaft</b>	Diameter 5 to 6 mm
<b>size of the screwdriver tip</b>	Pozidriv PZ 2
<b>Safety related data</b>	
<b>protection class IP on the front according to IEC 60529</b>	IP20
<b>touch protection on the front according to IEC 60529</b>	finger-safe, for vertical contact from the front
<b>Communication/ Protocol</b>	
<b>type of voltage supply via input/output link master</b>	No
<b>Electromagnetic compatibility</b>	
<b>conducted interference</b>	2 kV (power ports), 1 kV (signal ports) corresponds to degree of severity 3 2 kV (line to earth) corresponds to degree of severity 3 1 kV (line to line) corresponds to degree of severity 3 10 V in frequency range 0.15 to 80 MHz, modulation 80 % AM with 1 kHz
<b>field-based interference according to IEC 61000-4-3</b>	10 V/m
<b>electrostatic discharge according to IEC 61000-4-2</b>	6 kV contact discharge / 8 kV air discharge
<b>Display</b>	
<b>display version for switching status</b>	Slide switch
<b>Certificates/ approvals</b>	
<b>General Product Approval</b>	EMC



[Confirmation](#)



<b>For use in hazardous locations</b>	<b>Declaration of Conformity</b>	<b>Test Certificates</b>	<b>Marine / Shipping</b>
ATEX	UKCA	EG-Konf.	ABS

[Type Test Certificates/Test Report](#)

[Special Test Certificate](#)

<b>Marine / Shipping</b>	<b>other</b>
BUREAU VERITAS	LRS
PRS	RINA
	<a href="#">Confirmation</a>
DNV GL	

#### Further information

Siemens has decided to exit the Russian market (see here).

<https://press.siemens.com/global/en/pressrelease/siemens-wind-down-russian-business>

Siemens is working on the renewal of the current EAC certificates.

Please contact your local Siemens office on the status of validity of the EAC certification if you intend to import or offer to supply these products to an EAC relevant market (other than the sanctioned EAEU member states Russia or Belarus).

Information on the packaging

<https://support.industry.siemens.com/cs/ww/en/view/109813875>

Information- and Downloadcenter (Catalogs, Brochures,...)

<https://www.siemens.com/ic10>

Industry Mall (Online ordering system)

<https://mall.industry.siemens.com/mall/en/en/Catalog/product?mlfb=3RB3026-1PE0>

Cax online generator

<http://support.automation.siemens.com/WW/CAXorder/default.aspx?lang=en&mlfb=3RB3026-1PE0>

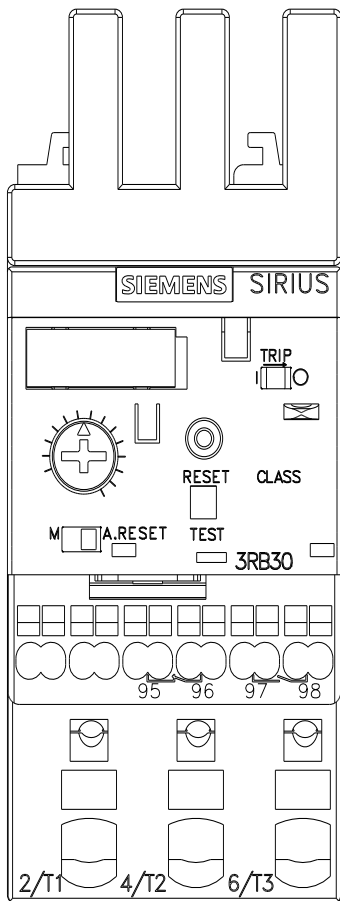
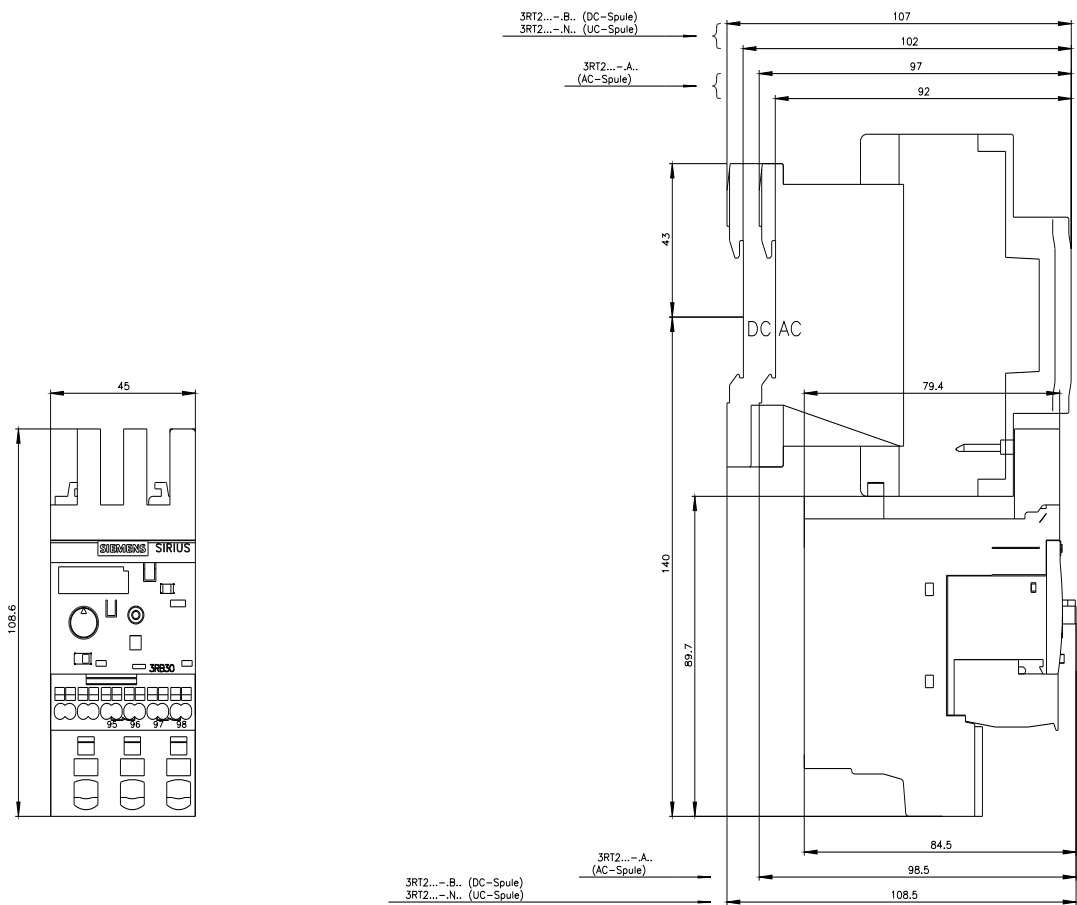
Service&Support (Manuals, Certificates, Characteristics, FAQs,...)

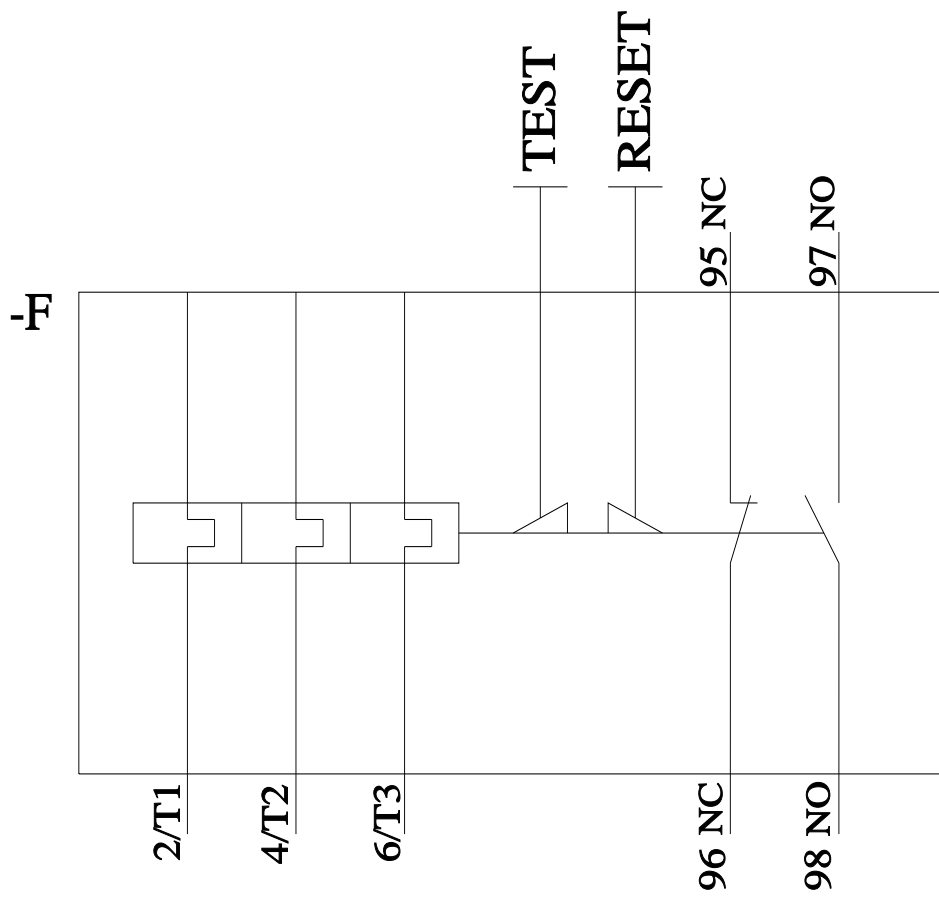
<https://support.industry.siemens.com/cs/ww/en/ps/3RB3026-1PE0>

Image database (product images, 2D dimension drawings, 3D models, device circuit diagrams, EPLAN macros, ...)

[http://www.automation.siemens.com/bilddb/cax\\_de.aspx?mlfb=3RB3026-1PE0&lang=en](http://www.automation.siemens.com/bilddb/cax_de.aspx?mlfb=3RB3026-1PE0&lang=en)

Characteristic: Tripping characteristics, I<sup>2</sup>t, Let-through current  
<https://support.industry.siemens.com/cs/ww/en/ps/3RB3026-1PE0/char>  
Further characteristics (e.g. electrical endurance, switching frequency)  
<http://www.automation.siemens.com/bilddb/index.aspx?view=Search&mlfb=3RB3026-1PE0&objecttype=14&gridview=view1>





last modified:

2/9/2022 

# Mouser Electronics

Authorized Distributor

Click to View Pricing, Inventory, Delivery & Lifecycle Information:

Siemens:

3RB30261PE0