



Load feeder fuseless, Reversing duty 400 V AC, Size S0 13.0...20.0 A 24 V DC  
Spring-type terminal for 60 mm busbar systems Type of coordination 1, I<sub>q</sub> = 150 kA  
1 NO+1 NC (contactor)

product brand name	SIRIUS
product designation	Reversing starter
design of the product	for 60 mm busbars
product type designation	3RA22
manufacturer's article number	
• of the supplied contactor	<a href="#">3RT2026-2BB40</a>
• of the supplied circuit-breakers	<a href="#">3RV2021-4BA20</a>
• of the supplied RS assembly kit	<a href="#">3RA2923-1DB2</a>
• of the supplied link module	<a href="#">3RA2921-2AA00</a>
<b>General technical data</b>	
size of the circuit-breaker	S0
size of load feeder	S0
power loss [W] for rated value of the current	
• at AC in hot operating state per pole	5.4 W
• without load current share typical	5.9 W
insulation voltage with degree of pollution 3 at AC rated value	690 V
surge voltage resistance rated value	6 kV
degree of protection NEMA rating	other
shock resistance according to IEC 60068-2-27	6g / 11 ms
mechanical service life (operating cycles) of contactor typical	10 000 000
type of assignment	1
reference code according to IEC 81346-2:2019	Q
Substance Prohibitance (Date)	10/01/2009
SVHC substance name	Lead - 7439-92-1
Weight	2.738 kg
<b>Ambient conditions</b>	
ambient temperature	
• during operation	-20 ... +60 °C
• during storage	-50 ... +80 °C
• during transport	-50 ... +80 °C
temperature compensation	-20 ... +60 °C
relative humidity during operation	10 ... 95 %
<b>Main circuit</b>	
number of poles for main current circuit	3
design of the switching contact	electromechanical
adjustable current response value current of the current-dependent overload release	13 ... 20 A
operating voltage	
• rated value	690 V
• at AC-3 rated value maximum	690 V

<ul style="list-style-type: none"> <li>• at AC-3e rated value maximum</li> </ul>	690 V
<b>operating frequency rated value</b>	50 ... 60 Hz
<b>operational current</b>	
<ul style="list-style-type: none"> <li>• at AC-3 at 400 V rated value</li> </ul>	20 A
<ul style="list-style-type: none"> <li>• at AC-3e at 400 V rated value</li> </ul>	20 A
<b>operating power</b>	
<ul style="list-style-type: none"> <li>• at AC-3 <ul style="list-style-type: none"> <li>— at 400 V rated value</li> </ul> </li> </ul>	7 500 W
<ul style="list-style-type: none"> <li>• at AC-3e <ul style="list-style-type: none"> <li>— at 400 V rated value</li> </ul> </li> </ul>	7 500 W
<b>Control circuit/ Control</b>	
<b>type of voltage of the control supply voltage</b>	DC
<b>control supply voltage at DC rated value</b>	24 V
<b>holding power of magnet coil at DC</b>	5.9 W
<b>Auxiliary circuit</b>	
<b>product extension auxiliary switch</b>	Yes
<b>Protective and monitoring functions</b>	
<b>trip class</b>	CLASS 10
<b>design of the overload release</b>	thermal (bimetallic)
<b>response value current of instantaneous short-circuit trip unit</b>	260 A
<b>UL/CSA ratings</b>	
<b>full-load current (FLA) for 3-phase AC motor</b>	
<ul style="list-style-type: none"> <li>• at 480 V rated value</li> </ul>	20 A
<ul style="list-style-type: none"> <li>• at 600 V rated value</li> </ul>	20 A
<b>yielded mechanical performance [hp]</b>	
<ul style="list-style-type: none"> <li>• for single-phase AC motor <ul style="list-style-type: none"> <li>— at 110/120 V rated value</li> </ul> </li> </ul>	1.5 hp
<ul style="list-style-type: none"> <li> <ul style="list-style-type: none"> <li>— at 230 V rated value</li> </ul> </li> </ul>	3 hp
<ul style="list-style-type: none"> <li>• for 3-phase AC motor <ul style="list-style-type: none"> <li>— at 200/208 V rated value</li> </ul> </li> </ul>	5 hp
<ul style="list-style-type: none"> <li> <ul style="list-style-type: none"> <li>— at 220/230 V rated value</li> </ul> </li> </ul>	7.5 hp
<ul style="list-style-type: none"> <li> <ul style="list-style-type: none"> <li>— at 460/480 V rated value</li> </ul> </li> </ul>	15 hp
<b>Short-circuit protection</b>	
<b>product function short circuit protection</b>	Yes
<b>design of the short-circuit trip</b>	magnetic
<b>conditional short-circuit current (I<sub>q</sub>)</b>	
<ul style="list-style-type: none"> <li>• at 400 V according to IEC 60947-4-1 rated value</li> </ul>	150 000 A
<b>Installation/ mounting/ dimensions</b>	
<b>mounting position</b>	vertical
<b>fastening method</b>	for snapping onto 60 mm busbar systems
<b>height</b>	260 mm
<b>width</b>	90 mm
<b>depth</b>	165 mm
<b>required spacing</b>	
<ul style="list-style-type: none"> <li>• for grounded parts <ul style="list-style-type: none"> <li>— forwards</li> </ul> </li> </ul>	32 mm
<ul style="list-style-type: none"> <li> <ul style="list-style-type: none"> <li>— backwards</li> </ul> </li> </ul>	0 mm
<ul style="list-style-type: none"> <li> <ul style="list-style-type: none"> <li>— upwards</li> </ul> </li> </ul>	50 mm
<ul style="list-style-type: none"> <li> <ul style="list-style-type: none"> <li>— at the side</li> </ul> </li> </ul>	10 mm
<ul style="list-style-type: none"> <li> <ul style="list-style-type: none"> <li>— downwards</li> </ul> </li> </ul>	10 mm
<ul style="list-style-type: none"> <li>• for live parts <ul style="list-style-type: none"> <li>— forwards</li> </ul> </li> </ul>	32 mm
<ul style="list-style-type: none"> <li> <ul style="list-style-type: none"> <li>— backwards</li> </ul> </li> </ul>	0 mm
<ul style="list-style-type: none"> <li> <ul style="list-style-type: none"> <li>— upwards</li> </ul> </li> </ul>	50 mm
<ul style="list-style-type: none"> <li> <ul style="list-style-type: none"> <li>— downwards</li> </ul> </li> </ul>	10 mm
<ul style="list-style-type: none"> <li> <ul style="list-style-type: none"> <li>— at the side</li> </ul> </li> </ul>	10 mm
<b>Connections/ Terminals</b>	
<b>type of electrical connection</b>	
<ul style="list-style-type: none"> <li>• for main current circuit</li> </ul>	spring-loaded terminals
<ul style="list-style-type: none"> <li>• for auxiliary and control circuit</li> </ul>	spring-loaded terminals

Safety related data	
product function suitable for safety function	Yes
Electrical Safety	
touch protection on the front according to IEC 60529	finger-safe, for vertical contact from the front
Communication/ Protocol	
protocol is supported	
• PROFINET IO protocol	No
• PROFIsafe protocol	No
protocol is supported AS-Interface protocol	No

Approvals Certificates	
General Product Approval	For use in hazardous locations



[Confirmation](#)

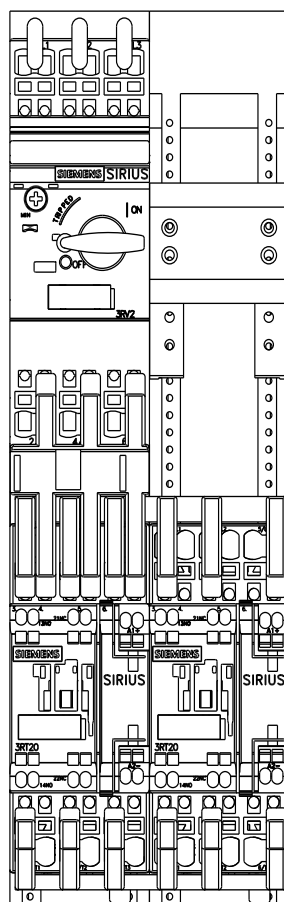
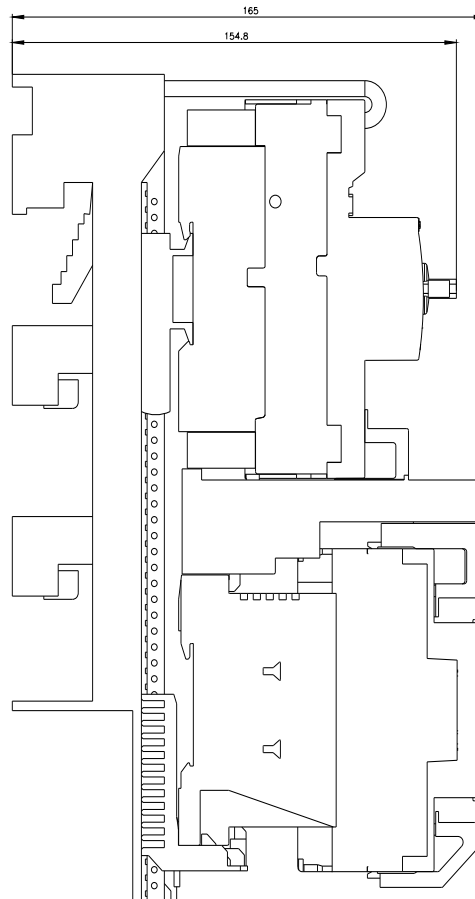
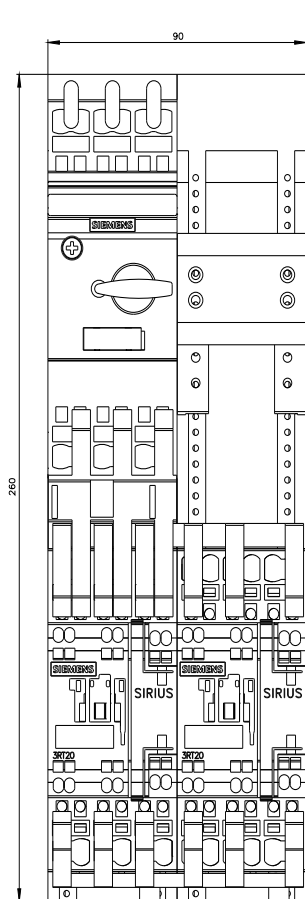


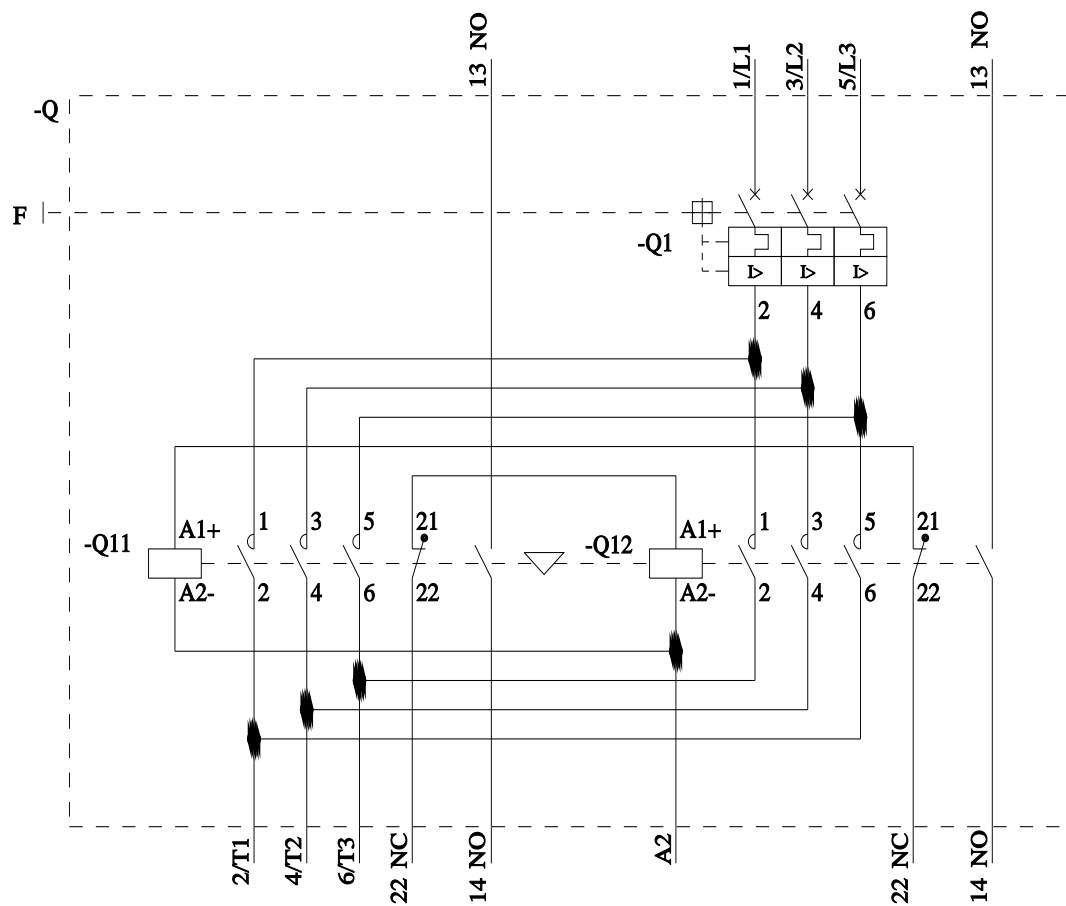
Test Certificates	Marine / Shipping
<a href="#">Type Test Certificates/Test Report</a> <a href="#">Special Test Certificate</a>	

Marine / Shipping	other	Railway	Dangerous goods
	<a href="#">Confirmation</a>	<a href="#">Special Test Certificate</a>	<a href="#">Transport Information</a>

Environment
<a href="#">Environmental Conformations</a>

Further information
Information on the packaging <a href="https://support.industry.siemens.com/cs/ww/en/view/109813875">https://support.industry.siemens.com/cs/ww/en/view/109813875</a> Information- and Downloadcenter (Catalogs, Brochures,...) <a href="https://www.siemens.com/ic10">https://www.siemens.com/ic10</a> Industry Mall (Online ordering system) <a href="https://mall.industry.siemens.com/mall/en/en/Catalog/product?mlfb=3RA2220-4BH26-0BB4">https://mall.industry.siemens.com/mall/en/en/Catalog/product?mlfb=3RA2220-4BH26-0BB4</a> Cax online generator <a href="http://support.automation.siemens.com/WW/CAXorder/default.aspx?lang=en&amp;mlfb=3RA2220-4BH26-0BB4">http://support.automation.siemens.com/WW/CAXorder/default.aspx?lang=en&amp;mlfb=3RA2220-4BH26-0BB4</a> Service&Support (Manuals, Certificates, Characteristics, FAQs,...) <a href="https://support.industry.siemens.com/cs/ww/en/ps/3RA2220-4BH26-0BB4">https://support.industry.siemens.com/cs/ww/en/ps/3RA2220-4BH26-0BB4</a> Image database (product images, 2D dimension drawings, 3D models, device circuit diagrams, EPLAN macros, ...) <a href="http://www.automation.siemens.com/bilddb/cax_de.aspx?mlfb=3RA2220-4BH26-0BB4&amp;lang=en">http://www.automation.siemens.com/bilddb/cax_de.aspx?mlfb=3RA2220-4BH26-0BB4&amp;lang=en</a> Characteristic: Tripping characteristics, I²t, Let-through current <a href="https://support.industry.siemens.com/cs/ww/en/ps/3RA2220-4BH26-0BB4/char">https://support.industry.siemens.com/cs/ww/en/ps/3RA2220-4BH26-0BB4/char</a> Further characteristics (e.g. electrical endurance, switching frequency) <a href="http://www.automation.siemens.com/bilddb/index.aspx?view=Search&amp;mlfb=3RA2220-4BH26-0BB4&amp;objecttype=14&amp;gridview=view1">http://www.automation.siemens.com/bilddb/index.aspx?view=Search&amp;mlfb=3RA2220-4BH26-0BB4&amp;objecttype=14&amp;gridview=view1</a>





last modified:

6/5/2024 

# Mouser Electronics

Authorized Distributor

Click to View Pricing, Inventory, Delivery & Lifecycle Information:

[Siemens:](#)

[3RA22204BH260BB4](#)