













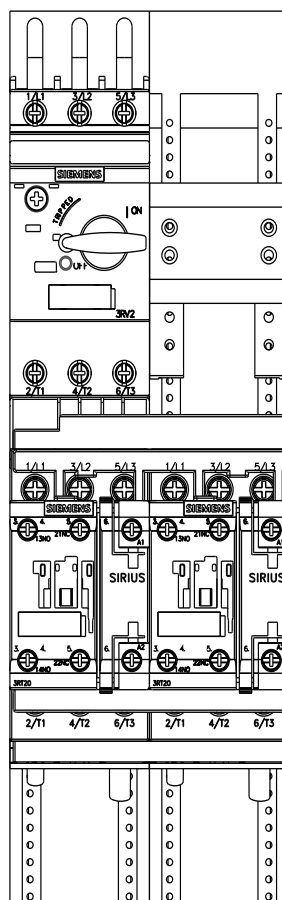
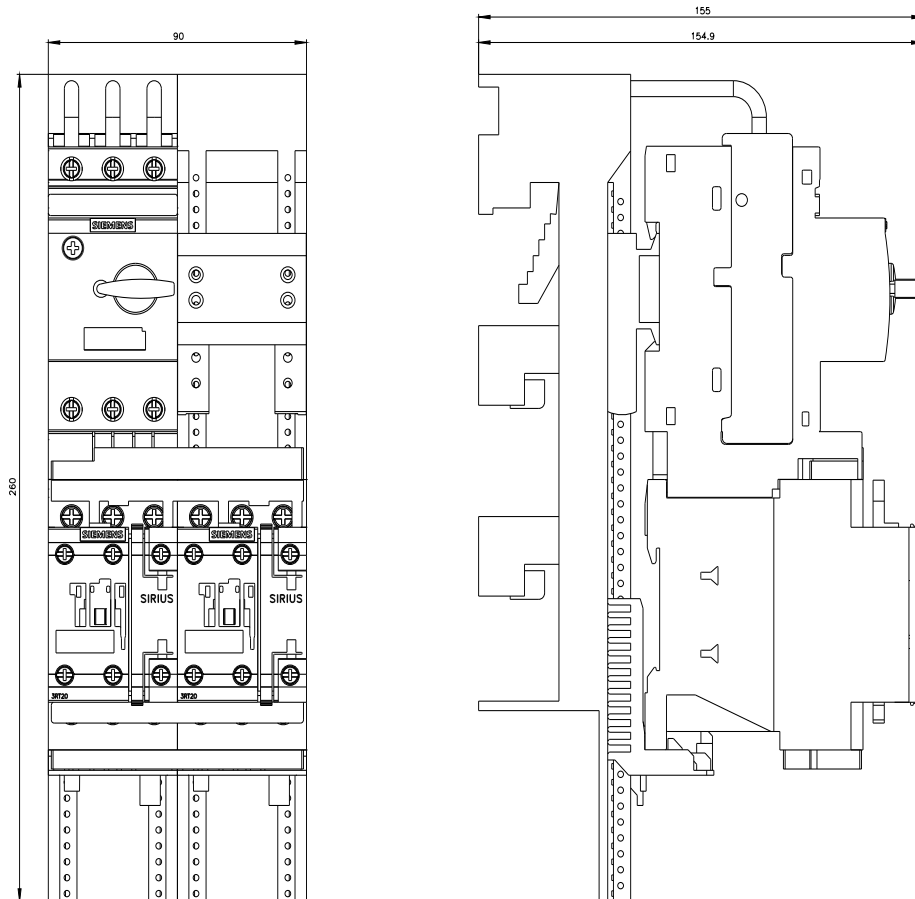


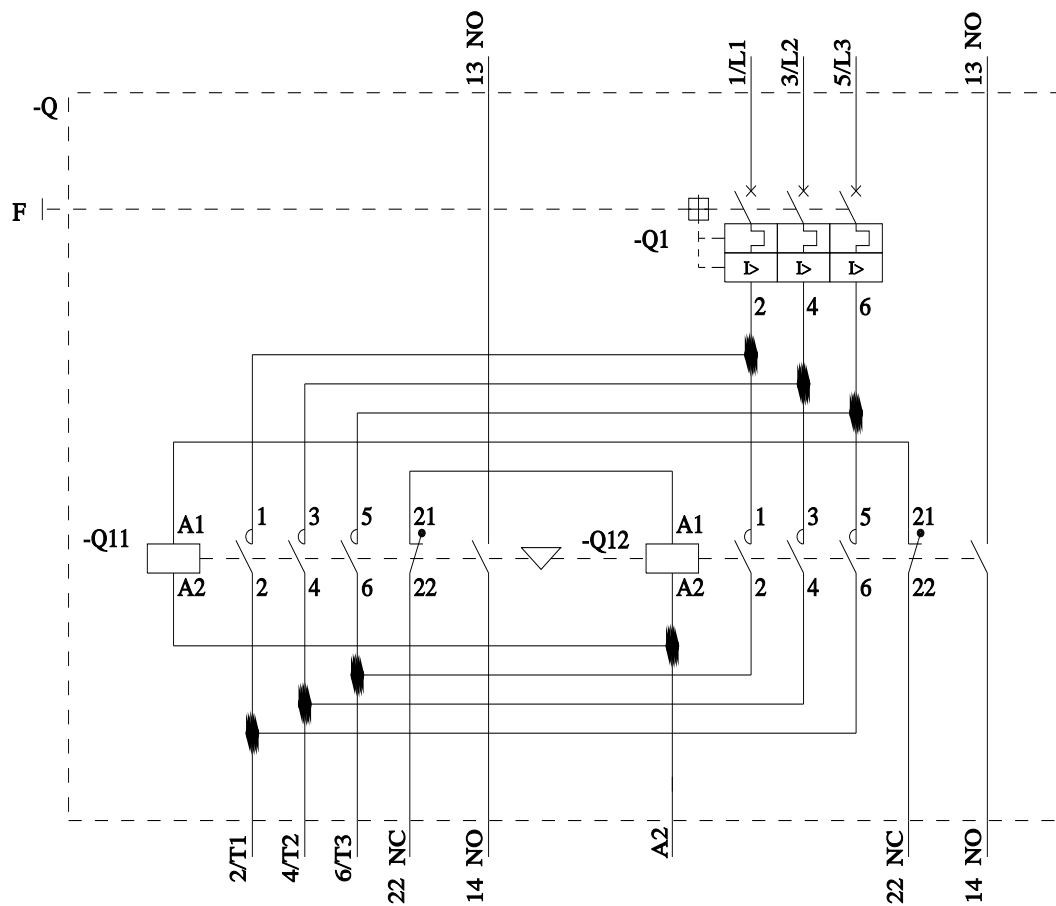
Load feeder fuseless, Reversing duty 400 V AC, Size S0 13.0...20.0 A 230 V AC screw terminal for 60 mm busbar systems (also fulfills type of coordination 1) Type of coordination 2, I_q = 150 kA 1 NO+1 NC (contactor)

product brand name	SIRIUS
product designation	Reversing starter
design of the product	for 60 mm busbars
product type designation	3RA22
manufacturer's article number	
• of the supplied contactor	3RT2027-1AP00
• of the supplied circuit-breakers	3RV2021-4BA10
• of the supplied RS assembly kit	3RA2923-1DB1
• of the supplied link module	3RA2921-1AA00
General technical data	
size of the circuit-breaker	S0
size of load feeder	S0
power loss [W] for rated value of the current	
• at AC in hot operating state per pole	5.8 W
• without load current share typical	9.8 W
insulation voltage with degree of pollution 3 at AC rated value	690 V
surge voltage resistance rated value	6 kV
degree of protection NEMA rating	other
shock resistance according to IEC 60068-2-27	6g / 11 ms
mechanical service life (operating cycles) of contactor typical	10 000 000
type of assignment	2
reference code according to IEC 81346-2:2019	Q
Substance Prohibitance (Date)	10/01/2009
SVHC substance name	Lead - 7439-92-1
Weight	2.201 kg
Ambient conditions	
ambient temperature	
• during operation	-20 ... +60 °C
• during storage	-50 ... +80 °C
• during transport	-50 ... +80 °C
temperature compensation	-20 ... +60 °C
relative humidity during operation	10 ... 95 %
Main circuit	
number of poles for main current circuit	3
design of the switching contact	electromechanical
adjustable current response value current of the current-dependent overload release	13 ... 20 A
operating voltage	
• rated value	690 V
• at AC-3 rated value maximum	690 V

• at AC-3e rated value maximum	690 V
operating frequency rated value	50 ... 60 Hz
operational current	
• at AC-3 at 400 V rated value	20 A
• at AC-3e at 400 V rated value	20 A
operating power	
• at AC-3	
— at 400 V rated value	7 500 W
• at AC-3e	
— at 400 V rated value	7 500 W
Control circuit/ Control	
type of voltage of the control supply voltage	AC
control supply voltage at AC	
• at 50 Hz rated value	230 V
apparent holding power of magnet coil at AC	9.8 VA
• at 50 Hz	9.8 VA
inductive power factor with the holding power of the coil	0.25
• at 50 Hz	0.25
Auxiliary circuit	
product extension auxiliary switch	Yes
Protective and monitoring functions	
trip class	CLASS 10
design of the overload release	thermal (bimetallic)
response value current of instantaneous short-circuit trip unit	260 A
UL/CSA ratings	
full-load current (FLA) for 3-phase AC motor	
• at 480 V rated value	20 A
• at 600 V rated value	20 A
yielded mechanical performance [hp]	
• for single-phase AC motor	
— at 110/120 V rated value	1.5 hp
— at 230 V rated value	3 hp
• for 3-phase AC motor	
— at 200/208 V rated value	7.5 hp
— at 220/230 V rated value	7.5 hp
— at 460/480 V rated value	15 hp
Short-circuit protection	
product function short circuit protection	Yes
design of the short-circuit trip	magnetic
conditional short-circuit current (I_q)	
• at 400 V according to IEC 60947-4-1 rated value	150 000 A
Installation/ mounting/ dimensions	
mounting position	vertical
fastening method	for snapping onto 60 mm busbar systems
height	260 mm
width	90 mm
depth	155 mm
required spacing	
• for grounded parts	
— forwards	32 mm
— backwards	0 mm
— upwards	50 mm
— at the side	10 mm
— downwards	10 mm
• for live parts	
— forwards	32 mm
— backwards	0 mm
— upwards	50 mm
— downwards	10 mm
— at the side	10 mm

Connections/ Terminals			
type of electrical connection <ul style="list-style-type: none">• for main current circuit• for auxiliary and control circuit	screw-type terminals screw-type terminals		
Safety related data			
product function suitable for safety function	Yes		
Electrical Safety			
touch protection on the front according to IEC 60529	finger-safe, for vertical contact from the front		
Communication/ Protocol			
protocol is supported <ul style="list-style-type: none">• PROFINET IO protocol• PROFIsafe protocol	No No		
protocol is supported AS-Interface protocol	No		
Approvals Certificates			
General Product Approval	For use in hazardous locations		
<div><div> EG-Konf.</div><div>Confirmation</div><div></div><div> UL</div><div></div><div> ATEX</div></div>			
Test Certificates	Marine / Shipping		
Special Test Certificate Type Test Certificates/Test Report	<div> ABS</div> <div> BUREAU VERITAS</div> <div> DNV</div> <div> LRS</div>		
Marine / Shipping	other	Railway	Environment
<div> PRS</div> <div> RINA</div> <div> RMRS</div>	Confirmation	Special Test Certificate	Environmental Confirmations
Further information			
<p>Information on the packaging https://support.industry.siemens.com/cs/ww/en/view/109813875</p> <p>Information- and Downloadcenter (Catalogs, Brochures,...) https://www.siemens.com/ic10</p> <p>Industry Mall (Online ordering system) https://mall.industry.siemens.com/mall/en/en/Catalog/product?mlfb=3RA2220-4BD27-0AP0</p> <p>Cax online generator http://support.automation.siemens.com/WW/CAXorder/default.aspx?lang=en&mlfb=3RA2220-4BD27-0AP0</p> <p>Service&Support (Manuals, Certificates, Characteristics, FAQs,...) https://support.industry.siemens.com/cs/ww/en/ps/3RA2220-4BD27-0AP0</p> <p>Image database (product images, 2D dimension drawings, 3D models, device circuit diagrams, EPLAN macros, ...) http://www.automation.siemens.com/bilddb/cax_de.aspx?mlfb=3RA2220-4BD27-0AP0&lang=en</p> <p>Characteristic: Tripping characteristics, I²t, Let-through current https://support.industry.siemens.com/cs/ww/en/ps/3RA2220-4BD27-0AP0/char</p> <p>Further characteristics (e.g. electrical endurance, switching frequency) http://www.automation.siemens.com/bilddb/index.aspx?view=Search&mlfb=3RA2220-4BD27-0AP0&objecttype=14&gridview=view1</p>			





last modified:

6/5/2024

Mouser Electronics

Authorized Distributor

Click to View Pricing, Inventory, Delivery & Lifecycle Information:

[Siemens:](#)

[3RA22204BD270AP0](#)