



Fuseless motor starter Reversing operation 600VAC Size S0 0.9-1.25A 24V DC screw connection For snapping onto 60 mm busbar systems Type of coordination 2 IQ = 150 kA Also full fills type Of coordination 1 1NO+1NC (per contactor)

product brand name	SIRIUS
product designation	non-fused motor starter 3RA2
design of the product	reversing starter
manufacturer's article number	
• of the supplied contactor	3RT2023-1BB40
• of the supplied circuit-breakers	3RV2011-0KA10
• of the supplied RS assembly kit	3RA2923-1DB1
• of the supplied busbar adapter	8US1251-5NT10
• of the supplied link module	3RA2921-1BA00
General technical data	
size of the circuit-breaker	S00
size of load feeder	S0
product extension auxiliary switch	Yes
insulation voltage with degree of pollution 3 at AC rated value	690 V
degree of pollution	3
surge voltage resistance rated value	6 kV
shock resistance according to IEC 60068-2-27	6g / 11 ms
mechanical service life (operating cycles) of contactor typical	10 000 000
type of assignment	2
Ambient conditions	
ambient temperature	
• during operation	-20 ... +60 °C
• during storage	-50 ... +80 °C
• during transport	-55 ... +80 °C
Main circuit	
number of poles for main current circuit	3
design of the switching contact	electromechanical
adjustable current response value current of the current-dependent overload release	0.9 ... 1.25 A
operating voltage	
• rated value	690 V
• at AC-3 rated value maximum	690 V
operating frequency rated value	50 ... 60 Hz
operational current at AC-3 at 400 V rated value	1.1 A
operating power at AC-3	
• at 400 V rated value	370 W
• at 500 V rated value	550 W
• at 690 V rated value	750 W
Control circuit/ Control	
control supply voltage at DC	

• rated value	24 V		
holding power of magnet coil at DC	5.9 W		
Auxiliary circuit			
number of NC contacts for auxiliary contacts	2		
number of NO contacts for auxiliary contacts	2		
Protective and monitoring functions			
trip class	CLASS 10		
design of the overload release	thermal (bimetallic)		
response value current of instantaneous short-circuit trip unit	16.25 A		
UL/CSA ratings			
full-load current (FLA) for 3-phase AC motor			
• at 480 V rated value	1.19 A		
• at 600 V rated value	1.25 A		
yielded mechanical performance [hp]			
• for 3-phase AC motor			
— at 460/480 V rated value	0.5 hp		
— at 575/600 V rated value	0.5 hp		
Short-circuit protection			
product function short circuit protection	Yes		
design of the short-circuit trip	magnetic		
conditional short-circuit current (I _q)			
• at 400 V according to IEC 60947-4-1 rated value	153 000 A		
Installation/ mounting/ dimensions			
mounting position	vertical		
fastening method	for snapping onto 60 mm busbar systems		
height	260 mm		
width	90 mm		
depth	165 mm		
required spacing			
• for grounded parts			
— forwards	10 mm		
— backwards	0 mm		
— upwards	30 mm		
— at the side	9 mm		
— downwards	10 mm		
• for live parts			
— forwards	10 mm		
— backwards	0 mm		
— upwards	30 mm		
— downwards	10 mm		
— at the side	9 mm		
Connections/ Terminals			
type of electrical connection for main current circuit	screw-type terminals		
type of connectable conductor cross-sections for main contacts stranded	1 ... 10 mm², 2x (2.5 ... 6 mm²)		
connectable conductor cross-section for main contacts finely stranded with core end processing	1 ... 6 mm²		
Safety related data			
B10 value with high demand rate according to SN 31920	1 000 000		
proportion of dangerous failures with high demand rate according to SN 31920	73 %		
protection class IP on the front according to IEC 60529	IP20		
touch protection on the front according to IEC 60529	finger-safe, for vertical contact from the front		
Certificates/ approvals			
General Product Approval	For use in hazardous locations	Declaration of Conformity	other

[Confirmation](#)



[Confirmation](#)

[Transport Information](#)

Further information

Siemens has decided to exit the Russian market (see here).

<https://press.siemens.com/global/en/pressrelease/siemens-wind-down-russian-business>

Siemens is working on the renewal of the current EAC certificates.

Please contact your local Siemens office on the status of validity of the EAC certification if you intend to import or offer to supply these products to an EAC relevant market (other than the sanctioned EAEU member states Russia or Belarus).

Information on the packaging

<https://support.industry.siemens.com/cs/ww/en/view/109813875>

Information- and Downloadcenter (Catalogs, Brochures,...)

<https://www.siemens.com/ic10>

Industry Mall (Online ordering system)

<https://mall.industry.siemens.com/mall/en/en/Catalog/product?mlfb=3RA2220-0KD23-0BB4>

Cax online generator

<http://support.automation.siemens.com/WW/CAXorder/default.aspx?lang=en&mlfb=3RA2220-0KD23-0BB4>

Service&Support (Manuals, Certificates, Characteristics, FAQs,...)

<https://support.industry.siemens.com/cs/ww/en/ps/3RA2220-0KD23-0BB4>

Image database (product images, 2D dimension drawings, 3D models, device circuit diagrams, EPLAN macros, ...)

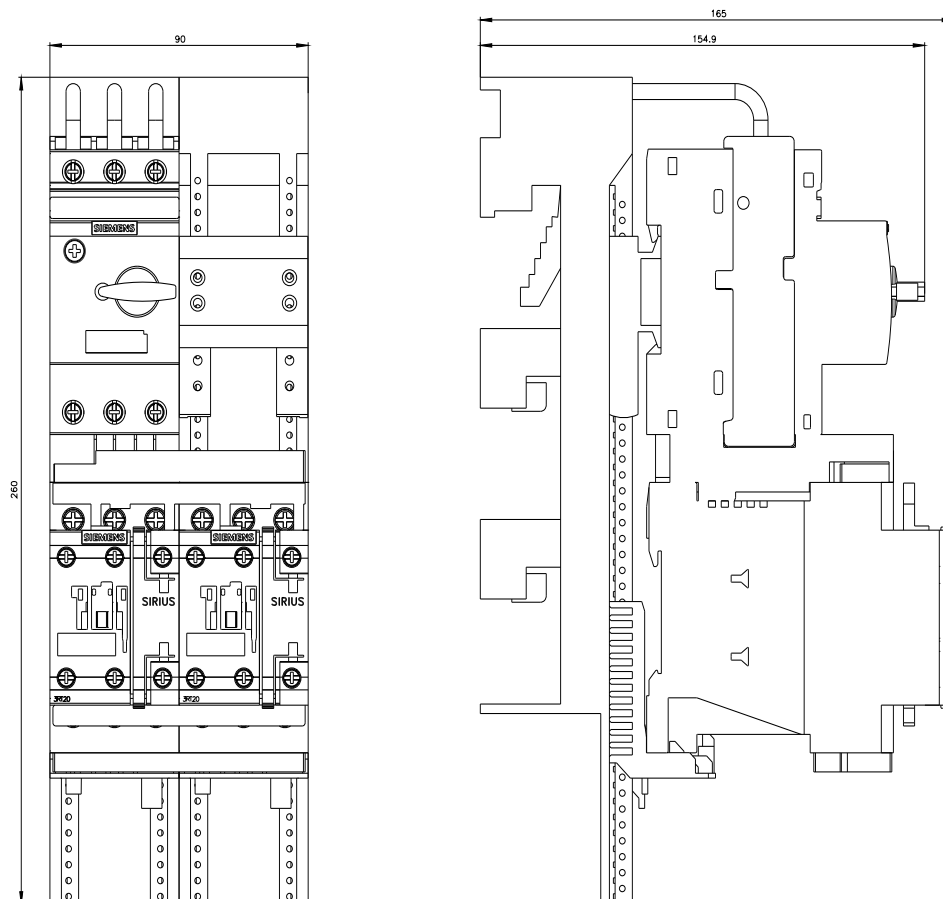
http://www.automation.siemens.com/bilddb/cax_de.aspx?mlfb=3RA2220-0KD23-0BB4&lang=en

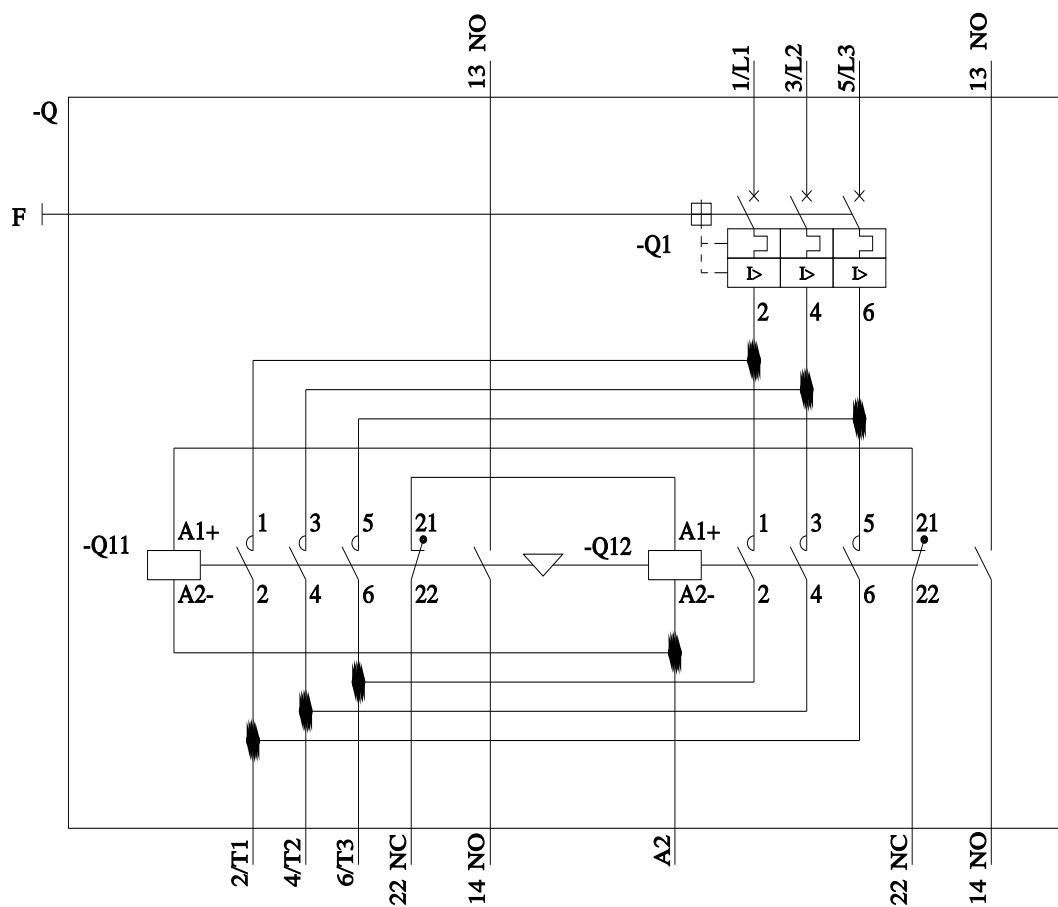
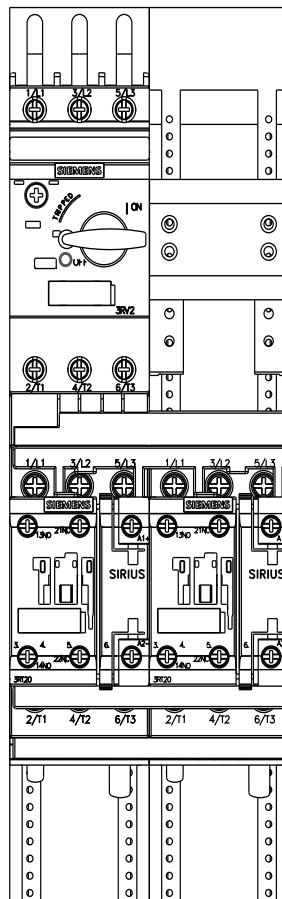
Characteristic: Tripping characteristics, I²t, Let-through current

<https://support.industry.siemens.com/cs/ww/en/ps/3RA2220-0KD23-0BB4/char>

Further characteristics (e.g. electrical endurance, switching frequency)

<http://www.automation.siemens.com/bilddb/index.aspx?view=Search&mlfb=3RA2220-0KD23-0BB4&objecttype=14&gridview=view1>





last modified:

12/15/2020 

Mouser Electronics

Authorized Distributor

Click to View Pricing, Inventory, Delivery & Lifecycle Information:

Siemens:

[3RA22200KD230BB4](#)