



Fuseless motor starter Reversing operation 600VAC Size S0 0.55-0.8A 24V DC screw connection For snapping onto 60 mm busbar systems Type of coordination 2 IQ = 150 kA Also full fills type Of coordination 1 1NO+1NC (per contactor)

product brand name	SIRIUS
product designation	non-fused motor starter 3RA2
design of the product	reversing starter
manufacturer's article number	
<ul style="list-style-type: none"> of the supplied contactor of the supplied circuit-breakers of the supplied RS assembly kit of the supplied busbar adapter of the supplied link module 	3RT2023-1BB40 3RV2011-0HA10 3RA2923-1DB1 8US1251-5NT10 3RA2921-1BA00
General technical data	
size of the circuit-breaker	S00
size of load feeder	S0
product extension auxiliary switch	Yes
insulation voltage with degree of pollution 3 at AC rated value	690 V
degree of pollution	3
surge voltage resistance rated value	6 kV
shock resistance according to IEC 60068-2-27	6g / 11 ms
mechanical service life (operating cycles) of contactor typical	10 000 000
type of assignment	2
Weight	2.12 kg
Ambient conditions	
ambient temperature	
<ul style="list-style-type: none"> during operation during storage during transport 	-20 ... +60 °C -50 ... +80 °C -55 ... +80 °C
Main circuit	
number of poles for main current circuit	3
design of the switching contact	electromechanical
adjustable current response value current of the current-dependent overload release	0.55 ... 0.8 A
operating voltage	
<ul style="list-style-type: none"> rated value at AC-3 rated value maximum 	690 V 690 V
operating frequency rated value	50 ... 60 Hz
operational current at AC-3 at 400 V rated value	0.6 A
operating power at AC-3	
<ul style="list-style-type: none"> at 400 V rated value at 500 V rated value at 690 V rated value 	180 W 250 W 370 W
Control circuit/ Control	

control supply voltage at DC rated value		24 V	
holding power of magnet coil at DC		5.9 W	
Auxiliary circuit			
number of NC contacts for auxiliary contacts		2	
number of NO contacts for auxiliary contacts		2	
Protective and monitoring functions			
trip class		CLASS 10	
design of the overload release		thermal (bimetallic)	
response value current of instantaneous short-circuit trip unit		10.4 A	
Short-circuit protection			
product function short circuit protection		Yes	
design of the short-circuit trip		magnetic	
conditional short-circuit current (I _q)			
• at 400 V according to IEC 60947-4-1 rated value		153 000 A	
Installation/ mounting/ dimensions			
mounting position		vertical	
fastening method		for snapping onto 60 mm busbar systems	
height		260 mm	
width		90 mm	
depth		165 mm	
required spacing			
• for grounded parts			
— forwards		10 mm	
— backwards		0 mm	
— upwards		30 mm	
— at the side		9 mm	
— downwards		10 mm	
• for live parts			
— forwards		10 mm	
— backwards		0 mm	
— upwards		30 mm	
— downwards		10 mm	
— at the side		9 mm	
Connections/ Terminals			
type of electrical connection for main current circuit		screw-type terminals	
type of connectable conductor cross-sections for main contacts stranded		1 ... 10 mm², 2x (2.5 ... 6 mm²)	
connectable conductor cross-section for main contacts finely stranded with core end processing		1 ... 6 mm²	
Safety related data			
proportion of dangerous failures with high demand rate according to SN 31920		73 %	
B10 value with high demand rate according to SN 31920		1 000 000	
Electrical Safety			
protection class IP on the front according to IEC 60529		IP20	
touch protection on the front according to IEC 60529		finger-safe, for vertical contact from the front	
Approvals Certificates			
General Product Approval		For use in hazard-ous locations	other
			Dangerous goods



[Confirmation](#)

[Transport Information](#)

Environment

[Environmental Confirmations](#)

Further information

Information on the packaging

<https://support.industry.siemens.com/cs/ww/en/view/109813875>

Information- and Downloadcenter (Catalogs, Brochures,...)

<https://www.siemens.com/ic10>

Industry Mall (Online ordering system)

<https://mall.industry.siemens.com/mall/en/en/Catalog/product?mlfb=3RA2220-0HD23-0BB4>

Cax online generator

<http://support.automation.siemens.com/WW/CAXorder/default.aspx?lang=en&mlfb=3RA2220-0HD23-0BB4>

Service&Support (Manuals, Certificates, Characteristics, FAQs,...)

<https://support.industry.siemens.com/cs/ww/en/ps/3RA2220-0HD23-0BB4>

Image database (product images, 2D dimension drawings, 3D models, device circuit diagrams, EPLAN macros, ...)

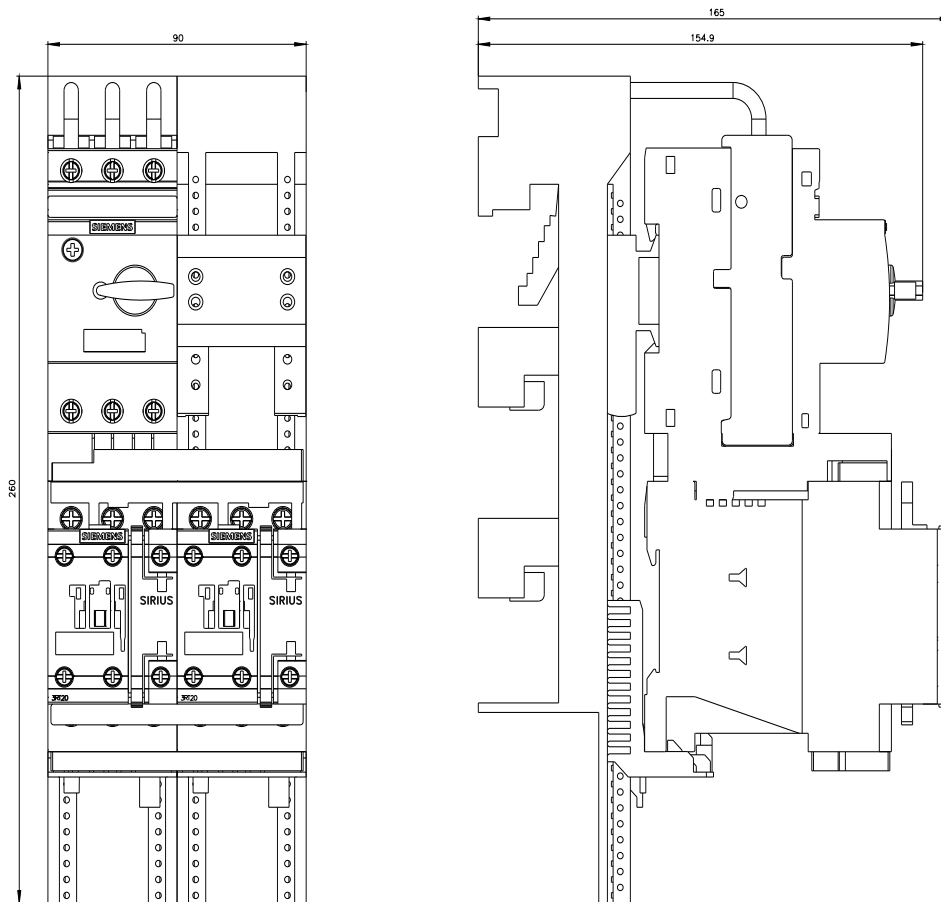
http://www.automation.siemens.com/bilddb/cax_de.aspx?mlfb=3RA2220-0HD23-0BB4&lang=en

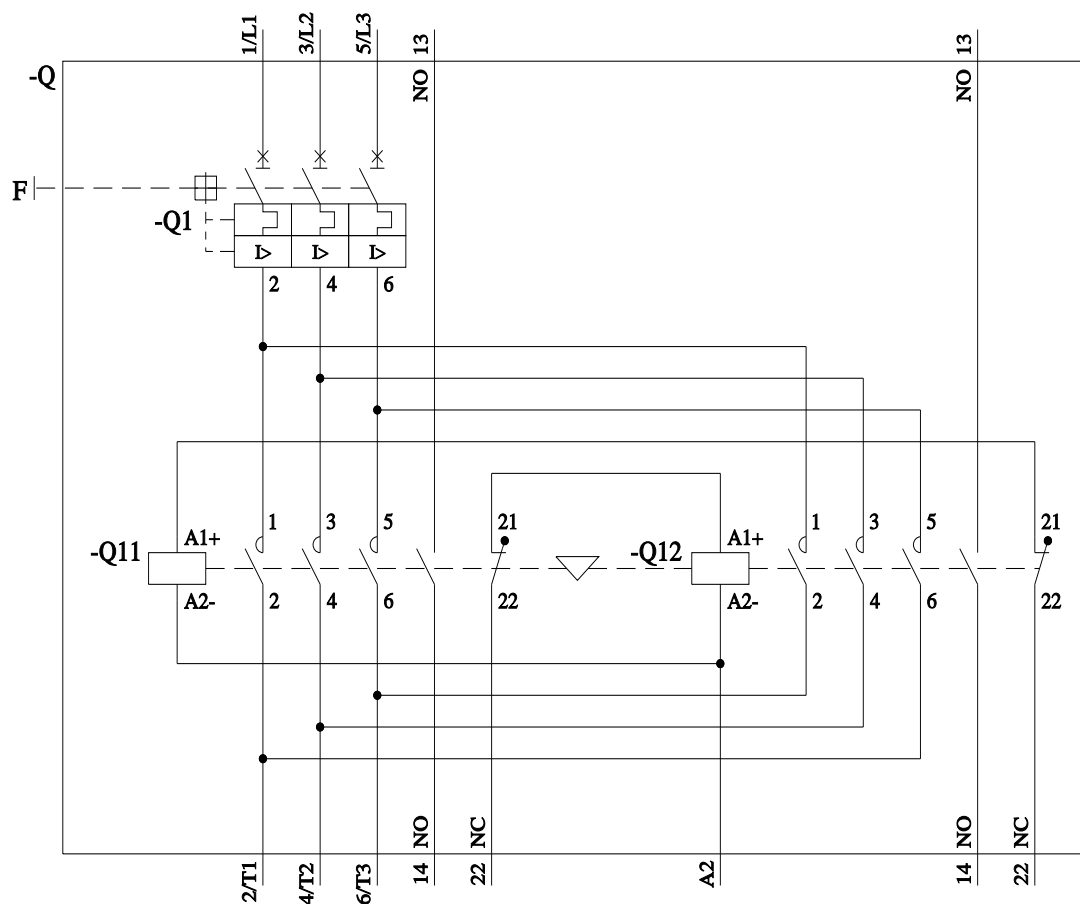
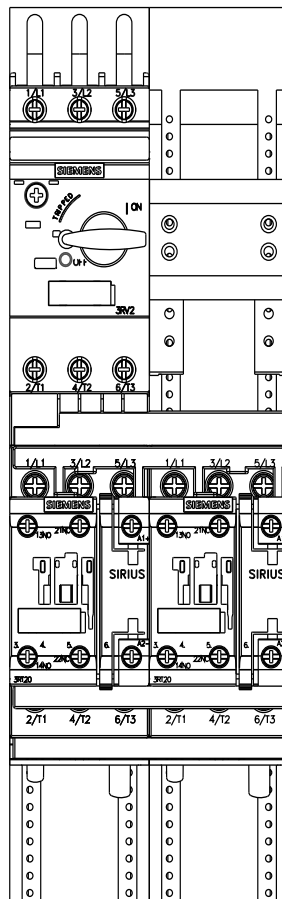
Characteristic: Tripping characteristics, I_t, Let-through current

<https://support.industry.siemens.com/cs/ww/en/ps/3RA2220-0HD23-0BB4/char>

Further characteristics (e.g. electrical endurance, switching frequency)

<http://www.automation.siemens.com/bilddb/index.aspx?view=Search&mlfb=3RA2220-0HD23-0BB4&objecttype=14&gridview=view1>





last modified:

12/15/2020

Mouser Electronics

Authorized Distributor

Click to View Pricing, Inventory, Delivery & Lifecycle Information:

[Siemens:](#)

[3RA22200HD230BB4](#)