



Load feeder fuseless, Reversing duty 400 V AC, Size S00 0.55...0.80 A 230 V AC screw terminal for 60 mm busbar systems (also fulfills type of coordination 1) Type of coordination 2, I_q = 150 kA 1 NC (contactor)

| | |
|---|-------------------------------|
| product brand name | SIRIUS |
| product designation | Reversing starter |
| design of the product | for 60 mm busbars |
| product type designation | 3RA22 |
| manufacturer's article number | |
| • of the supplied contactor | 3RT2015-1AP02 |
| • of the supplied circuit-breakers | 3RV2011-0HA10 |
| • of the supplied RS assembly kit | 3RA2913-1DB1 |
| • of the supplied link module | 3RA1921-1DA00 |
| General technical data | |
| size of the circuit-breaker | S00 |
| size of load feeder | S00 |
| power loss [W] for rated value of the current | |
| • at AC in hot operating state per pole | 2.6 W |
| • without load current share typical | 4.2 W |
| insulation voltage with degree of pollution 3 at AC rated value | 690 V |
| surge voltage resistance rated value | 6 kV |
| degree of protection NEMA rating | other |
| shock resistance according to IEC 60068-2-27 | 6g / 11 ms |
| mechanical service life (operating cycles) of contactor typical | 30 000 000 |
| type of coordination | 2 |
| reference code according to IEC 81346-2:2019 | Q |
| Substance Prohibitance (Date) | 10/01/2009 |
| SVHC substance name | Lead - 7439-92-1 |
| Weight | 1.65 kg |
| Ambient conditions | |
| ambient temperature | |
| • during operation | -20 ... +60 °C |
| • during storage | -50 ... +80 °C |
| • during transport | -50 ... +80 °C |
| temperature compensation | -20 ... +60 °C |
| relative humidity during operation | 10 ... 95 % |
| Main circuit | |
| number of poles for main current circuit | 3 |
| design of the switching contact | electromechanical |
| adjustable current response value current of the current-dependent overload release | 0.55 ... 0.8 A |
| operating voltage | |
| • rated value | 690 V |
| • at AC-3 rated value maximum | 690 V |

| | |
|--|--|
| <ul style="list-style-type: none"> • at AC-3e rated value maximum | 690 V |
| operating frequency rated value | 50 ... 60 Hz |
| operational current | |
| <ul style="list-style-type: none"> • at AC-3 at 400 V rated value | 0.8 A |
| <ul style="list-style-type: none"> • at AC-3e at 400 V rated value | 0.8 A |
| operating power | |
| <ul style="list-style-type: none"> • at AC-3 <ul style="list-style-type: none"> — at 400 V rated value | 180 W |
| <ul style="list-style-type: none"> • at AC-3e <ul style="list-style-type: none"> — at 400 V rated value | 180 W |
| Control circuit/ Control | |
| type of voltage of the control supply voltage | AC |
| control supply voltage at AC | |
| <ul style="list-style-type: none"> • at 50 Hz rated value | 230 V |
| <ul style="list-style-type: none"> • at 60 Hz rated value | 230 V |
| apparent holding power of magnet coil at AC | 4.2 VA |
| <ul style="list-style-type: none"> • at 50 Hz | 4.2 VA |
| <ul style="list-style-type: none"> • at 60 Hz | 3.3 VA |
| inductive power factor with the holding power of the coil | 0.25 |
| <ul style="list-style-type: none"> • at 50 Hz | 0.25 |
| <ul style="list-style-type: none"> • at 60 Hz | 0.25 |
| Auxiliary circuit | |
| product extension auxiliary switch | Yes |
| Protective and monitoring functions | |
| trip class | CLASS 10 |
| design of the overload release | thermal (bimetallic) |
| response value current of instantaneous short-circuit trip unit | 10 A |
| UL/CSA ratings | |
| full-load current (FLA) for 3-phase AC motor | |
| <ul style="list-style-type: none"> • at 480 V rated value | 0.8 A |
| <ul style="list-style-type: none"> • at 600 V rated value | 0.8 A |
| yielded mechanical performance [hp] | |
| <ul style="list-style-type: none"> • for 3-phase AC motor <ul style="list-style-type: none"> — at 460/480 V rated value | 0.5 hp |
| <ul style="list-style-type: none"> — at 575/600 V rated value | 0.5 hp |
| Short-circuit protection | |
| product function short circuit protection | Yes |
| design of the short-circuit trip | magnetic |
| conditional short-circuit current (I_q) | |
| <ul style="list-style-type: none"> • at 400 V according to IEC 60947-4-1 rated value | 150 000 A |
| Installation/ mounting/ dimensions | |
| mounting position | vertical |
| fastening method | for snapping onto 60 mm busbar systems |
| height | 204 mm |
| width | 90 mm |
| depth | 155 mm |
| required spacing | |
| <ul style="list-style-type: none"> • for grounded parts <ul style="list-style-type: none"> — forwards | 32 mm |
| <ul style="list-style-type: none"> — backwards | 0 mm |
| <ul style="list-style-type: none"> — upwards | 50 mm |
| <ul style="list-style-type: none"> — at the side | 10 mm |
| <ul style="list-style-type: none"> — downwards | 10 mm |
| <ul style="list-style-type: none"> • for live parts <ul style="list-style-type: none"> — forwards | 32 mm |
| <ul style="list-style-type: none"> — backwards | 0 mm |
| <ul style="list-style-type: none"> — upwards | 50 mm |
| <ul style="list-style-type: none"> — downwards | 10 mm |
| <ul style="list-style-type: none"> — at the side | 10 mm |
| Connections/ Terminals | |

| | | | |
|---|--|--|--------------------------|
| type of electrical connection | | | |
| ● for main current circuit | | screw-type terminals | |
| ● for auxiliary and control circuit | | screw-type terminals | |
| Safety related data | | | |
| product function suitable for safety function | | Yes | |
| Electrical Safety | | | |
| touch protection on the front according to IEC 60529 | | finger-safe, for vertical contact from the front | |
| Communication/ Protocol | | | |
| protocol is supported | | | |
| ● PROFINET IO protocol | | No | |
| ● PROFIsafe protocol | | No | |
| protocol is supported AS-Interface protocol | | No | |
| Approvals Certificates | | | |
| General Product Approval | | For use in hazard- ous locations | Test Certificates |



[Special Test Certificate](#)

| | |
|-------------------|----------------------|
| Test Certificates | Maritime application |
|-------------------|----------------------|

[Type Test Certificates/Test Report](#)



| | | | |
|----------------------|-------|---------|-------------|
| Maritime application | other | Railway | Environment |
|----------------------|-------|---------|-------------|



[Confirmation](#)

[Special Test Certificate](#)

[Environmental Confirmations](#)

Further information

Information on the packaging

<https://support.industry.siemens.com/cs/ww/en/view/109813875>

Information- and Downloadcenter (Catalogs, Brochures,...)

<https://www.siemens.com/ic10>

Industry Mall (Online ordering system)

<https://mall.industry.siemens.com/mall/en/en/Catalog/product?mlfb=3RA2210-0HD15-2AP0>

Cax online generator

<http://support.automation.siemens.com/WW/CAXorder/default.aspx?lang=en&mlfb=3RA2210-0HD15-2AP0>

Service&Support (Manuals, Certificates, Characteristics, FAQs,...)

<https://support.industry.siemens.com/cs/ww/en/ps/3RA2210-0HD15-2AP0>

Image database (product images, 2D dimension drawings, 3D models, device circuit diagrams, EPLAN macros, ...)

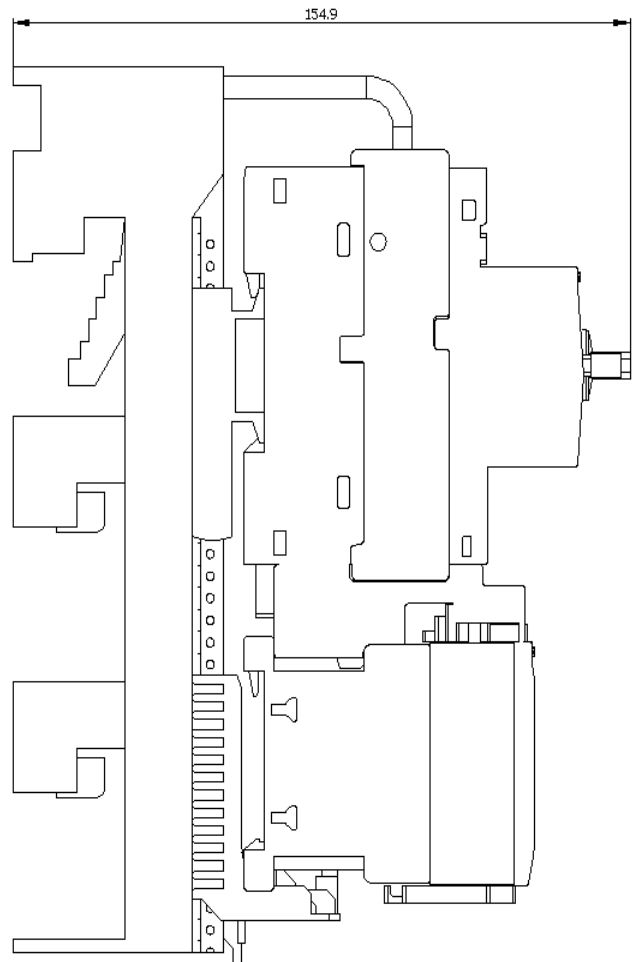
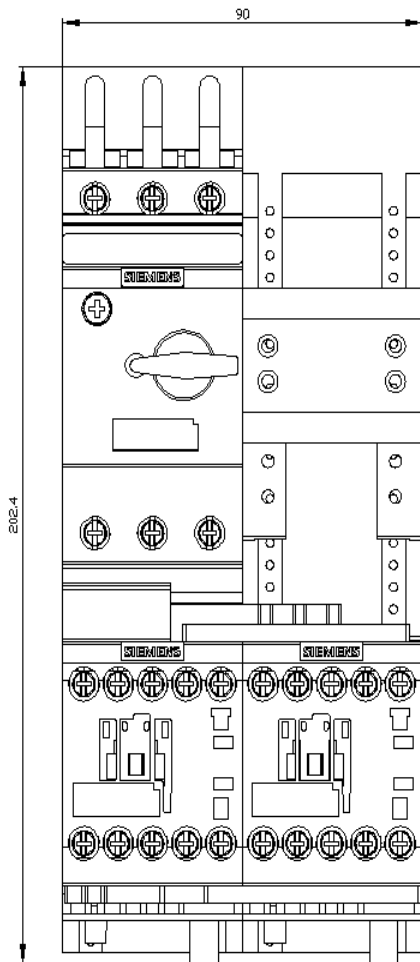
http://www.automation.siemens.com/bilddb/cax_de.aspx?mlfb=3RA2210-0HD15-2AP0&lang=en

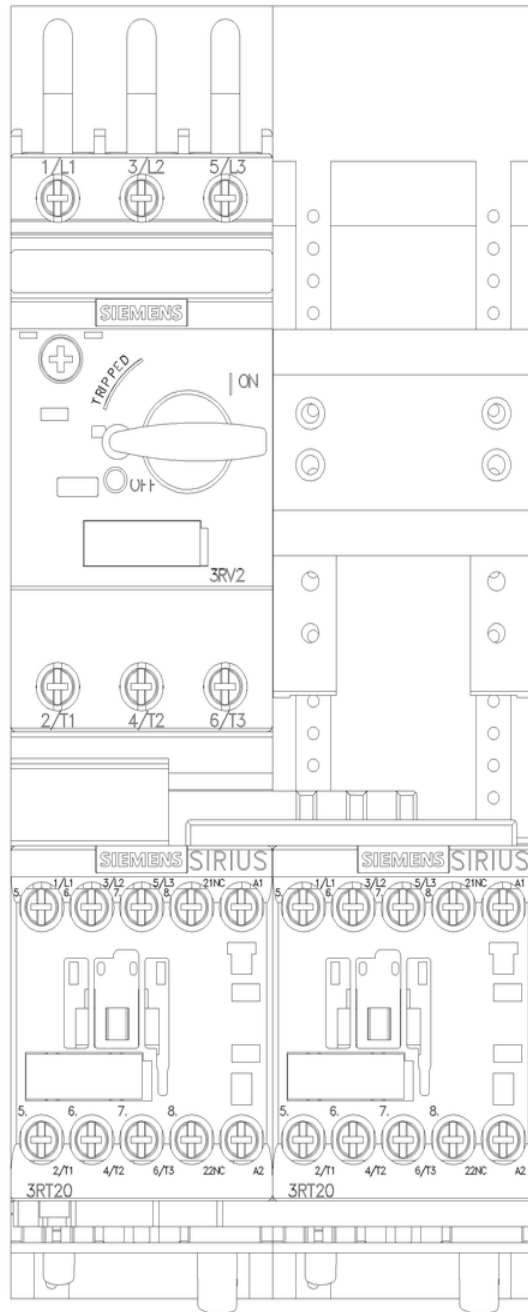
Characteristic: Tripping characteristics, I²t, Let-through current

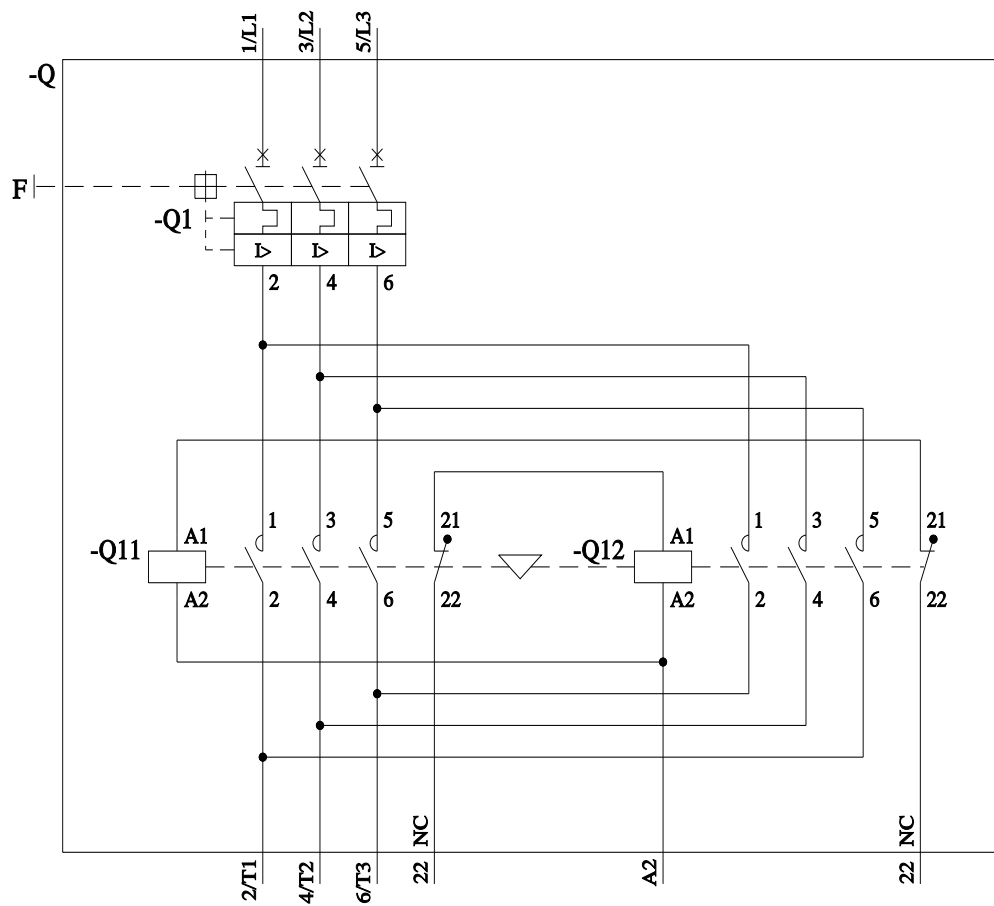
<https://support.industry.siemens.com/cs/ww/en/ps/3RA2210-0HD15-2AP0/char>

Further characteristics (e.g. electrical endurance, switching frequency)

<http://www.automation.siemens.com/bilddb/index.aspx?view=Search&mlfb=3RA2210-0HD15-2AP0&objecttype=14&gridview=view1>







last modified:

4/1/2025

Mouser Electronics

Authorized Distributor

Click to View Pricing, Inventory, Delivery & Lifecycle Information:

[Siemens:](#)

[3RA22100HD152AP0](#)