



Load feeder fuseless, Reversing duty 400 V AC, Size S00 0.45...0.63 A 230 V AC screw terminal for installation on standard mounting rail (also fulfills type of coordination 1) Type of coordination 2, I<sub>q</sub> = 150 kA 1 NC (contactor)

product brand name	SIRIUS
product designation	Reversing starter
design of the product	for standard rail or screw mounting
product type designation	3RA22
manufacturer's article number	
• of the supplied contactor	<a href="#">3RT2015-1AP02</a>
• of the supplied circuit-breakers	<a href="#">3RV2011-0GA10</a>
• of the supplied link module	<a href="#">3RA1921-1DA00</a>
• of the supplied wiring kit	<a href="#">3RA2913-2AA1</a>
<b>General technical data</b>	
size of the circuit-breaker	S00
size of load feeder	S00
power loss [W] for rated value of the current	
• at AC in hot operating state per pole	2 W
• without load current share typical	4.2 W
insulation voltage with degree of pollution 3 at AC rated value	690 V
surge voltage resistance rated value	6 kV
degree of protection NEMA rating	other
shock resistance according to IEC 60068-2-27	6g / 11 ms
mechanical service life (operating cycles) of contactor typical	30 000 000
type of assignment	2
reference code according to IEC 81346-2:2019	Q
Substance Prohibitance (Date)	10/01/2009
SVHC substance name	Lead - 7439-92-1
Weight	0.808 kg
<b>Ambient conditions</b>	
ambient temperature	
• during operation	-20 ... +60 °C
• during storage	-50 ... +80 °C
• during transport	-50 ... +80 °C
temperature compensation	-20 ... +60 °C
relative humidity during operation	10 ... 95 %
<b>Main circuit</b>	
number of poles for main current circuit	3
design of the switching contact	electromechanical
adjustable current response value current of the current-dependent overload release	0.45 ... 0.63 A
operating voltage	
• rated value	690 V
• at AC-3 rated value maximum	690 V

<ul style="list-style-type: none"> <li>• at AC-3e rated value maximum</li> </ul>	690 V
<b>operating frequency rated value</b>	50 ... 60 Hz
<b>operational current</b>	
<ul style="list-style-type: none"> <li>• at AC-3 at 400 V rated value</li> </ul>	0.63 A
<ul style="list-style-type: none"> <li>• at AC-3e at 400 V rated value</li> </ul>	0.63 A
<b>operating power</b>	
<ul style="list-style-type: none"> <li>• at AC-3 <ul style="list-style-type: none"> <li>— at 400 V rated value</li> </ul> </li> </ul>	180 W
<ul style="list-style-type: none"> <li>• at AC-3e <ul style="list-style-type: none"> <li>— at 400 V rated value</li> </ul> </li> </ul>	180 W
<b>Control circuit/ Control</b>	
<b>type of voltage of the control supply voltage</b>	AC
<b>control supply voltage at AC</b>	
<ul style="list-style-type: none"> <li>• at 50 Hz rated value</li> </ul>	230 V
<ul style="list-style-type: none"> <li>• at 60 Hz rated value</li> </ul>	230 V
<b>apparent holding power of magnet coil at AC</b>	4.2 VA
<ul style="list-style-type: none"> <li>• at 50 Hz</li> </ul>	4.2 VA
<ul style="list-style-type: none"> <li>• at 60 Hz</li> </ul>	3.3 VA
<b>inductive power factor with the holding power of the coil</b>	0.25
<ul style="list-style-type: none"> <li>• at 50 Hz</li> </ul>	0.25
<ul style="list-style-type: none"> <li>• at 60 Hz</li> </ul>	0.25
<b>Auxiliary circuit</b>	
<b>product extension auxiliary switch</b>	Yes
<b>Protective and monitoring functions</b>	
<b>trip class</b>	CLASS 10
<b>design of the overload release</b>	thermal (bimetallic)
response value current of instantaneous short-circuit trip unit	8.2 A
<b>UL/CSA ratings</b>	
<b>full-load current (FLA) for 3-phase AC motor</b>	
<ul style="list-style-type: none"> <li>• at 480 V rated value</li> </ul>	0.63 A
<ul style="list-style-type: none"> <li>• at 600 V rated value</li> </ul>	0.63 A
<b>Short-circuit protection</b>	
<b>product function short circuit protection</b>	Yes
<b>design of the short-circuit trip</b>	magnetic
<b>conditional short-circuit current (I<sub>q</sub>)</b>	
<ul style="list-style-type: none"> <li>• at 400 V according to IEC 60947-4-1 rated value</li> </ul>	150 000 A
<b>Installation/ mounting/ dimensions</b>	
<b>mounting position</b>	vertical
<b>fastening method</b>	screw and snap-on mounting onto 35 mm DIN rail
<b>height</b>	170 mm
<b>width</b>	90 mm
<b>depth</b>	97 mm
<b>required spacing</b>	
<ul style="list-style-type: none"> <li>• for grounded parts <ul style="list-style-type: none"> <li>— forwards</li> <li>— backwards</li> <li>— upwards</li> <li>— at the side</li> <li>— downwards</li> </ul> </li> </ul>	32 mm 0 mm 50 mm 10 mm 10 mm
<ul style="list-style-type: none"> <li>• for live parts <ul style="list-style-type: none"> <li>— forwards</li> <li>— backwards</li> <li>— upwards</li> <li>— downwards</li> <li>— at the side</li> </ul> </li> </ul>	32 mm 0 mm 50 mm 10 mm 10 mm
<b>Connections/ Terminals</b>	
<b>type of electrical connection</b>	
<ul style="list-style-type: none"> <li>• for main current circuit</li> </ul>	screw-type terminals
<ul style="list-style-type: none"> <li>• for auxiliary and control circuit</li> </ul>	screw-type terminals
<b>Safety related data</b>	

product function suitable for safety function	Yes
<b>Electrical Safety</b>	
<b>touch protection on the front according to IEC 60529</b>	finger-safe, for vertical contact from the front
<b>Communication/ Protocol</b>	
<b>protocol is supported</b>	
• PROFINET IO protocol	No
• PROFIsafe protocol	No
protocol is supported AS-Interface protocol	No

<b>Approvals Certificates</b>	
<b>General Product Approval</b>	For use in hazardous locations

[Confirmation](#)



<b>Test Certificates</b>	<b>Marine / Shipping</b>
--------------------------	--------------------------

[Type Test Certificates/Test Report](#)

[Special Test Certificate](#)



<b>Marine / Shipping</b>	<b>other</b>	<b>Railway</b>	<b>Environment</b>
--------------------------	--------------	----------------	--------------------



[Confirmation](#)

[Special Test Certificate](#)

[Environmental Confirmations](#)

<b>Further information</b>
----------------------------

Information on the packaging

<https://support.industry.siemens.com/cs/ww/en/view/109813875>

Information- and Downloadcenter (Catalogs, Brochures,...)

<https://www.siemens.com/ic10>

Industry Mall (Online ordering system)

<https://mall.industry.siemens.com/mall/en/en/Catalog/product?mlfb=3RA2210-0GA15-2AP0>

Cax online generator

<http://support.automation.siemens.com/WW/CAXorder/default.aspx?lang=en&mlfb=3RA2210-0GA15-2AP0>

Service&Support (Manuals, Certificates, Characteristics, FAQs,...)

<https://support.industry.siemens.com/cs/ww/en/ps/3RA2210-0GA15-2AP0>

Image database (product images, 2D dimension drawings, 3D models, device circuit diagrams, EPLAN macros, ...)

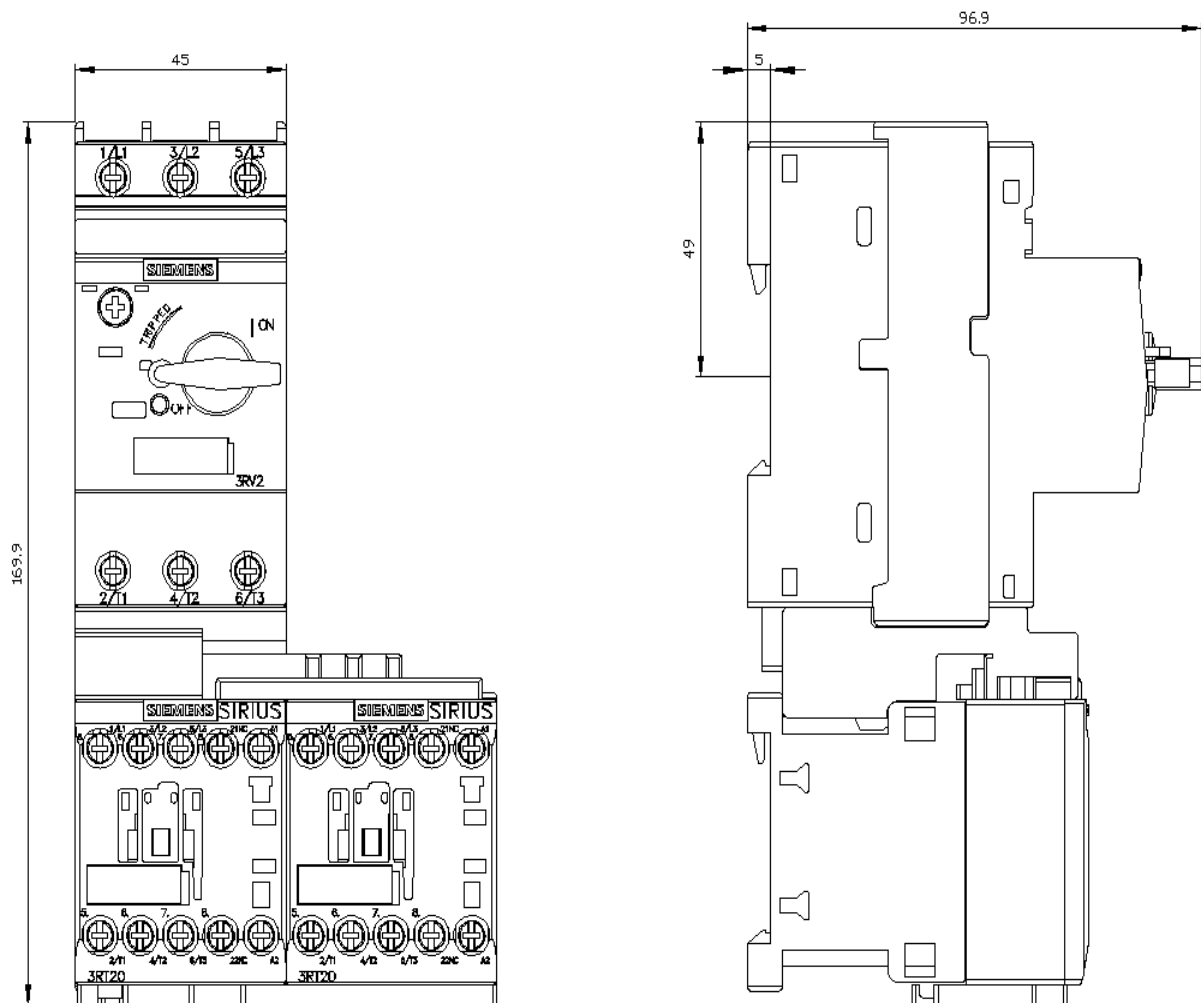
[http://www.automation.siemens.com/bilddb/cax\\_de.aspx?mlfb=3RA2210-0GA15-2AP0&lang=en](http://www.automation.siemens.com/bilddb/cax_de.aspx?mlfb=3RA2210-0GA15-2AP0&lang=en)

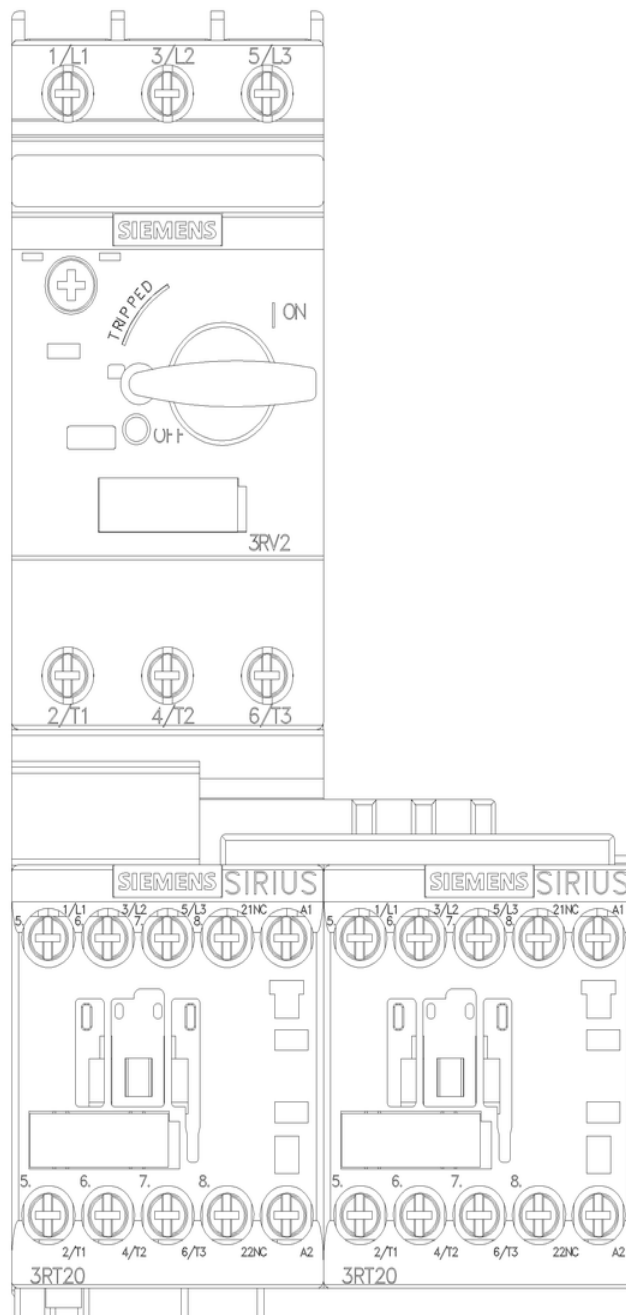
Characteristic: Tripping characteristics, I<sup>2</sup>t, Let-through current

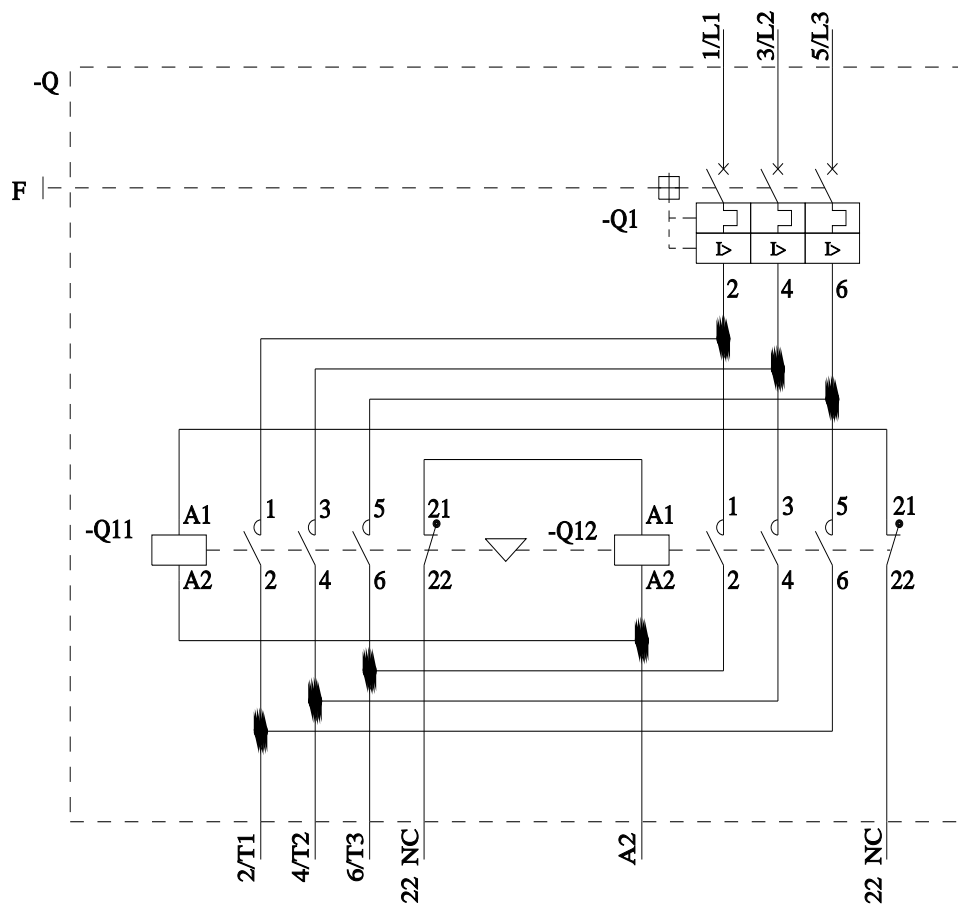
<https://support.industry.siemens.com/cs/ww/en/ps/3RA2210-0GA15-2AP0/char>

Further characteristics (e.g. electrical endurance, switching frequency)

<http://www.automation.siemens.com/bilddb/index.aspx?view=Search&mlfb=3RA2210-0GA15-2AP0&objecttype=14&gridview=view1>







last modified:

6/5/2024

# Mouser Electronics

Authorized Distributor

Click to View Pricing, Inventory, Delivery & Lifecycle Information:

[Siemens:](#)

[3RA22100GA152AP0](#)