



Load feeder fuseless, Direct-on-line starting 400 V AC, Size S0 23.0...28.0 A 24 V DC Spring-type terminal for installation on standard mounting rail (also fulfills type of coordination 1) Type of coordination 2, I_q = 150 kA 1 NO+1 NC (contactor)

product brand name	SIRIUS
product designation	Direct (on-line) starter
design of the product	for standard rail or screw mounting
product type designation	3RA21
manufacturer's article number	
• of the supplied contactor	3RT2027-2BB40
• of the supplied circuit-breakers	3RV2021-4NA20
• of the supplied link module	3RA2921-2AA00
General technical data	
size of the circuit-breaker	S0
size of load feeder	S0
power loss [W] for rated value of the current	
• at AC in hot operating state per pole	6.7 W
• without load current share typical	5.9 W
insulation voltage with degree of pollution 3 at AC rated value	690 V
surge voltage resistance rated value	6 kV
degree of protection NEMA rating	other
shock resistance according to IEC 60068-2-27	6g / 11 ms
mechanical service life (operating cycles) of contactor typical	10 000 000
type of assignment	2
reference code according to IEC 81346-2:2019	Q
Substance Prohibitance (Date)	10/01/2009
SVHC substance name	Lead - 7439-92-1
Weight	1.176 kg
Ambient conditions	
ambient temperature	
• during operation	-20 ... +60 °C
• during storage	-50 ... +80 °C
• during transport	-50 ... +80 °C
temperature compensation	-20 ... +60 °C
relative humidity during operation	10 ... 95 %
Main circuit	
number of poles for main current circuit	3
design of the switching contact	electromechanical
adjustable current response value current of the current-dependent overload release	23 ... 28 A
operating voltage	
• rated value	690 V
• at AC-3 rated value maximum	690 V
• at AC-3e rated value maximum	690 V

operating frequency rated value	50 ... 60 Hz
operational current	
• at AC-3 at 400 V rated value	28 A
• at AC-3e at 400 V rated value	28 A
operating power	
• at AC-3	
— at 400 V rated value	15 000 W
• at AC-3e	
— at 400 V rated value	15 000 W
Control circuit/ Control	
type of voltage of the control supply voltage	DC
control supply voltage at DC rated value	24 V
holding power of magnet coil at DC	5.9 W
Auxiliary circuit	
product extension auxiliary switch	Yes
Protective and monitoring functions	
trip class	CLASS 10
design of the overload release	thermal (bimetallic)
response value current of instantaneous short-circuit trip unit	364 A
UL/CSA ratings	
full-load current (FLA) for 3-phase AC motor	
• at 480 V rated value	27 A
• at 600 V rated value	27 A
yielded mechanical performance [hp]	
• for single-phase AC motor	
— at 110/120 V rated value	2 hp
— at 230 V rated value	5 hp
• for 3-phase AC motor	
— at 200/208 V rated value	7.5 hp
— at 220/230 V rated value	10 hp
— at 460/480 V rated value	20 hp
Short-circuit protection	
product function short circuit protection	Yes
design of the short-circuit trip	magnetic
conditional short-circuit current (I_q)	
• at 400 V according to IEC 60947-4-1 rated value	150 000 A
Installation/ mounting/ dimensions	
mounting position	vertical
fastening method	screw and snap-on mounting onto 35 mm DIN rail
height	243 mm
width	45 mm
depth	107 mm
required spacing	
• for grounded parts	
— forwards	20 mm
— backwards	0 mm
— upwards	50 mm
— at the side	20 mm
— downwards	10 mm
• for live parts	
— forwards	20 mm
— backwards	0 mm
— upwards	50 mm
— downwards	10 mm
— at the side	20 mm
Connections/ Terminals	
type of electrical connection	
• for main current circuit	spring-loaded terminals
• for auxiliary and control circuit	spring-loaded terminals
Safety related data	

product function suitable for safety function	Yes
Electrical Safety	
touch protection on the front according to IEC 60529	finger-safe, for vertical contact from the front
Communication/ Protocol	
protocol is supported	
• PROFINET IO protocol	No
• PROFIsafe protocol	No
protocol is supported AS-Interface protocol	No
Approvals Certificates	
General Product Approval	For use in hazardous locations



[Confirmation](#)



EG-Konf.



UL



ATEX

Test Certificates	Marine / Shipping
-------------------	-------------------

[Special Test Certificate](#)

[Type Test Certificates/Test Report](#)



ABS



BUREAU
VERITAS



DNV



LRS

Marine / Shipping	other	Railway	Dangerous goods
-------------------	-------	---------	-----------------



PRS



RINA



RMRS

[Confirmation](#)

[Special Test Certificate](#)

[Transport Information](#)

Environment

[Environmental Confirmations](#)

Further information

Information on the packaging

<https://support.industry.siemens.com/cs/ww/en/view/109813875>

Information- and Downloadcenter (Catalogs, Brochures,...)

<https://www.siemens.com/ic10>

Industry Mall (Online ordering system)

<https://mall.industry.siemens.com/mall/en/en/Catalog/product?mlfb=3RA2120-4NE27-0BB4>

Cax online generator

<http://support.automation.siemens.com/WW/CAXorder/default.aspx?lang=en&mlfb=3RA2120-4NE27-0BB4>

Service&Support (Manuals, Certificates, Characteristics, FAQs,...)

<https://support.industry.siemens.com/cs/ww/en/ps/3RA2120-4NE27-0BB4>

Image database (product images, 2D dimension drawings, 3D models, device circuit diagrams, EPLAN macros, ...)

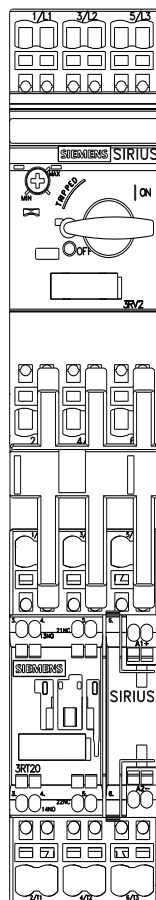
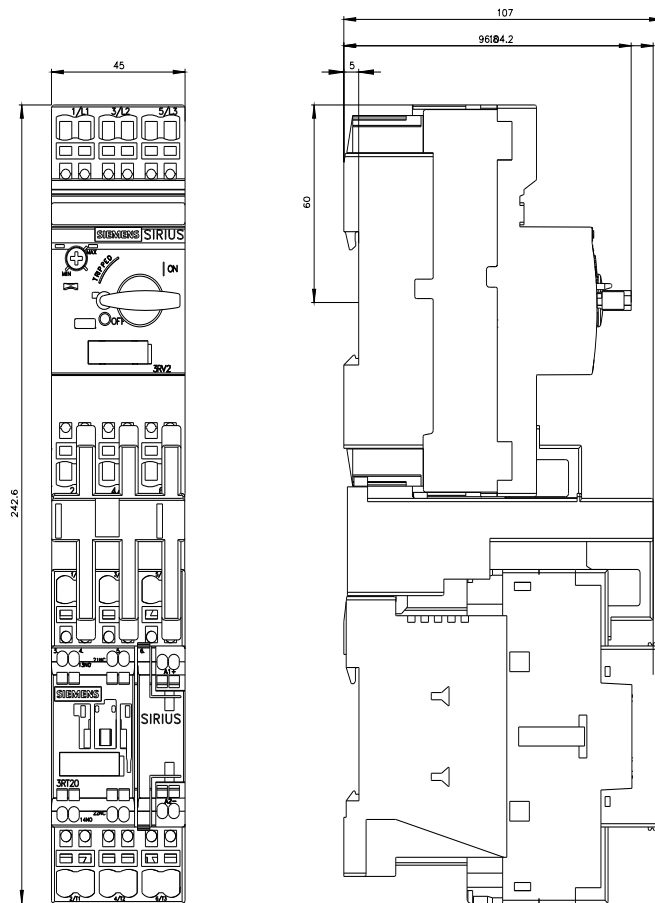
http://www.automation.siemens.com/bilddb/cax_de.aspx?mlfb=3RA2120-4NE27-0BB4&lang=en

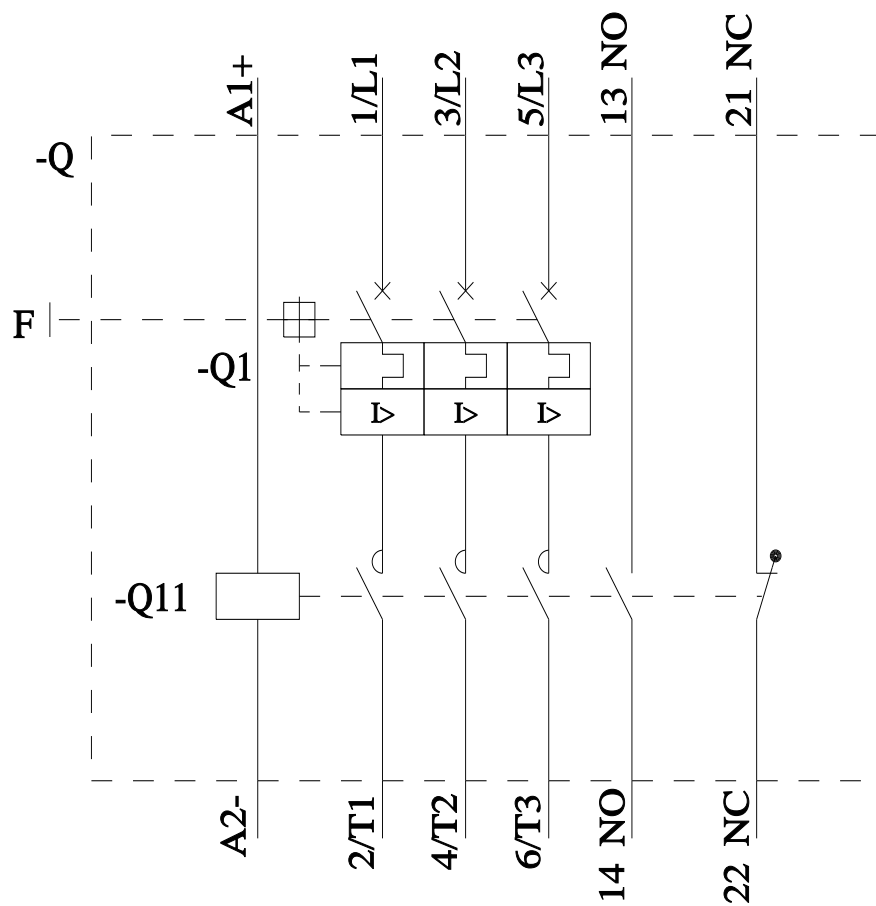
Characteristic: Tripping characteristics, I²t, Let-through current

<https://support.industry.siemens.com/cs/ww/en/ps/3RA2120-4NE27-0BB4/char>

Further characteristics (e.g. electrical endurance, switching frequency)

<http://www.automation.siemens.com/bilddb/index.aspx?view=Search&mlfb=3RA2120-4NE27-0BB4&objecttype=14&gridview=view1>





last modified:

6/5/2024

Mouser Electronics

Authorized Distributor

Click to View Pricing, Inventory, Delivery & Lifecycle Information:

[Siemens:](#)

[3RA21204NE270BB4](#)