



Fuseless motor starter Direct start 600VAC Size S0 0.55-0.8A 110/120VAC 50/60HZ screw connection For screw mounting Or 35 mm rail-mounting Type of coordination 2 IQ = 150 KA Also full fills type Of coordination 1 1NO+1NC (contactor)

product brand name	SIRIUS
product designation	non-fused motor starter 3RA2
design of the product	direct starter
manufacturer's article number	
• of the supplied contactor	<a href="#">3RT2023-1AK60</a>
• of the supplied circuit-breakers	<a href="#">3RV2011-0HA10</a>
• of the supplied link module	<a href="#">3RA2921-1AA00</a>
<b>General technical data</b>	
size of the circuit-breaker	S00
size of load feeder	S0
product extension auxiliary switch	Yes
insulation voltage with degree of pollution 3 at AC rated value	690 V
degree of pollution	3
surge voltage resistance rated value	6 kV
shock resistance according to IEC 60068-2-27	6g / 11 ms
mechanical service life (operating cycles) of contactor typical	10 000 000
type of assignment	2
SVHC substance name	Lead - 7439-92-1
Weight	0.76 kg
<b>Ambient conditions</b>	
ambient temperature	
• during operation	-20 ... +60 °C
• during storage	-50 ... +80 °C
• during transport	-55 ... +80 °C
<b>Main circuit</b>	
number of poles for main current circuit	3
design of the switching contact	electromechanical
adjustable current response value current of the current-dependent overload release	0.55 ... 0.8 A
operating voltage	
• rated value	690 V
• at AC-3 rated value maximum	690 V
operating frequency rated value	50 ... 60 Hz
operational current at AC-3 at 400 V rated value	0.6 A
operating power at AC-3	
• at 400 V rated value	180 W
• at 500 V rated value	250 W
• at 690 V rated value	370 W
<b>Control circuit/ Control</b>	
control supply voltage at AC	

<ul style="list-style-type: none"><li>• at 50 Hz rated value</li><li>• at 50 Hz rated value</li><li>• at 60 Hz rated value</li><li>• at 60 Hz rated value</li></ul>	110 V	
	88 ... 121 V	
	120 V	
	96 ... 132 V	
apparent holding power of magnet coil at AC	7.2 VA	
inductive power factor with the holding power of the coil	0.28	
Auxiliary circuit		
number of NC contacts for auxiliary contacts	1	
number of NO contacts for auxiliary contacts	1	
Protective and monitoring functions		
trip class	CLASS 10	
design of the overload release	thermal (bimetallic)	
response value current of instantaneous short-circuit trip unit	10.4 A	
Short-circuit protection		
product function short circuit protection	Yes	
design of the short-circuit trip	magnetic	
conditional short-circuit current (Iq) <ul style="list-style-type: none"><li>• at 400 V according to IEC 60947-4-1 rated value</li></ul>	153 000 A	
Installation/ mounting/ dimensions		
mounting position	vertical	
fastening method	Snap-mounted to DIN rail or screw-mounted with additional push-in lug	
height	193.1 mm	
width	45 mm	
depth	97.1 mm	
required spacing <ul style="list-style-type: none"><li>• for grounded parts<ul style="list-style-type: none"><li>— forwards10 mm</li><li>— backwards0 mm</li><li>— upwards30 mm</li><li>— at the side9 mm</li><li>— downwards10 mm</li></ul></li><li>• for live parts<ul style="list-style-type: none"><li>— forwards10 mm</li><li>— backwards0 mm</li><li>— upwards30 mm</li><li>— downwards10 mm</li><li>— at the side9 mm</li></ul></li></ul>		
Connections/ Terminals		
type of electrical connection for main current circuit	screw-type terminals	
type of connectable conductor cross-sections for main contacts stranded	1 ... 10 mm², 2x (2.5 ... 6 mm²)	
connectable conductor cross-section for main contacts finely stranded with core end processing	1 ... 6 mm²	
Safety related data		
proportion of dangerous failures with high demand rate according to SN 31920	73 %	
B10 value with high demand rate according to SN 31920	1 000 000	
Electrical Safety		
protection class IP on the front according to IEC 60529	IP20	
touch protection on the front according to IEC 60529	finger-safe, for vertical contact from the front	
Approvals Certificates		
General Product Approval	For use in hazardous locations	other

[Confirmation](#)



[Confirmation](#)

#### Environment

#### Further information

##### Information on the packaging

<https://support.industry.siemens.com/cs/ww/en/view/109813875>

##### Information- and Downloadcenter (Catalogs, Brochures,...)

<https://www.siemens.com/ic10>

##### Industry Mall (Online ordering system)

<https://mall.industry.siemens.com/mall/en/en/Catalog/product?mlfb=3RA2120-0HA23-0AK6>

##### Cax online generator

<http://support.automation.siemens.com/WW/CAXorder/default.aspx?lang=en&mlfb=3RA2120-0HA23-0AK6>

##### Service&Support (Manuals, Certificates, Characteristics, FAQs,...)

<https://support.industry.siemens.com/cs/ww/en/ps/3RA2120-0HA23-0AK6>

##### Image database (product images, 2D dimension drawings, 3D models, device circuit diagrams, EPLAN macros, ...)

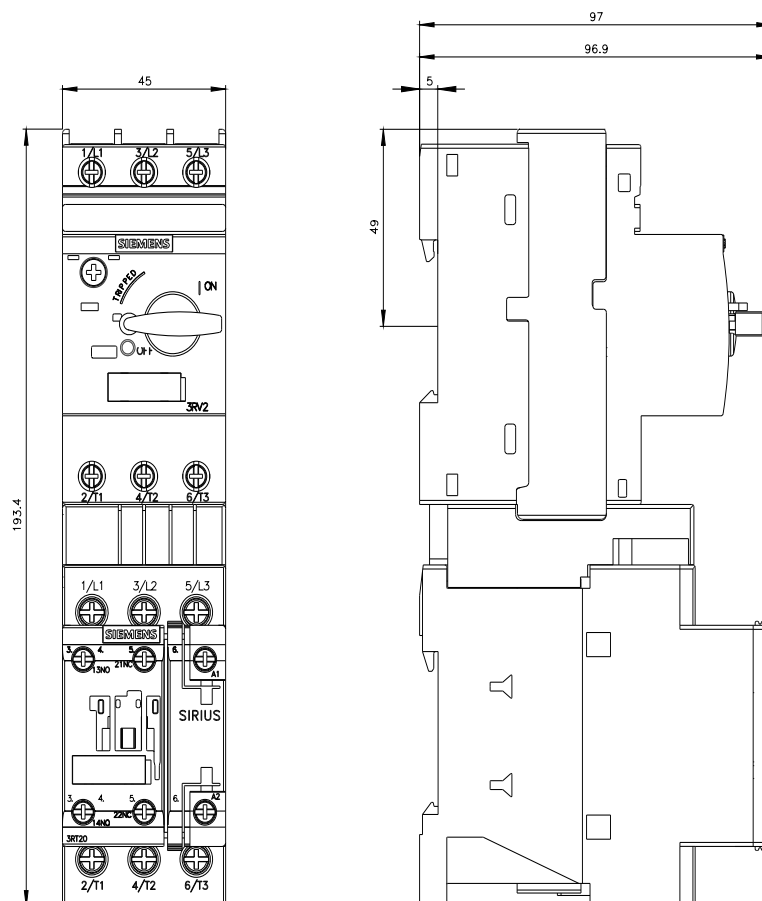
[http://www.automation.siemens.com/bilddb/cax\\_de.aspx?mlfb=3RA2120-0HA23-0AK6&lang=en](http://www.automation.siemens.com/bilddb/cax_de.aspx?mlfb=3RA2120-0HA23-0AK6&lang=en)

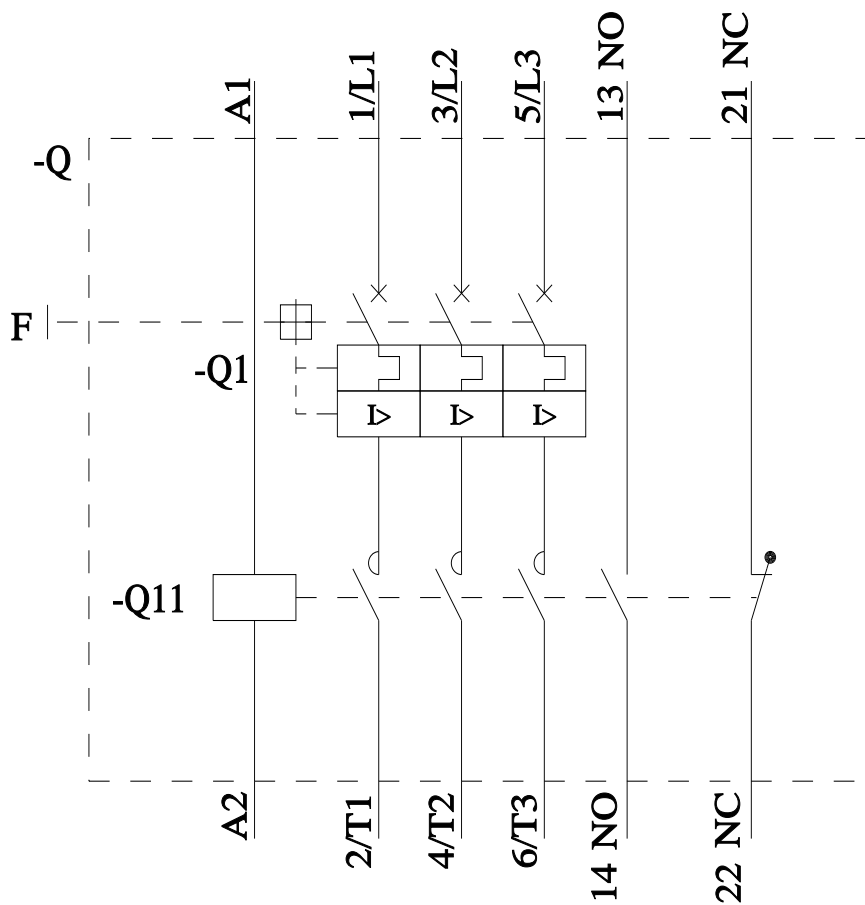
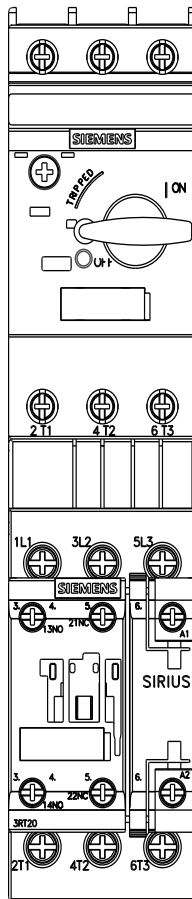
##### Characteristic: Tripping characteristics, I<sup>2</sup>t, Let-through current

<https://support.industry.siemens.com/cs/ww/en/ps/3RA2120-0HA23-0AK6/char>

##### Further characteristics (e.g. electrical endurance, switching frequency)

<http://www.automation.siemens.com/bilddb/index.aspx?view=Search&mlfb=3RA2120-0HA23-0AK6&objecttype=14&gridview=view1>





last modified:

3/11/2024

# Mouser Electronics

Authorized Distributor

Click to View Pricing, Inventory, Delivery & Lifecycle Information:

[Siemens:](#)

[3RA21200HA230AK6](#)