



Load feeder fuseless, Direct-on-line starting 400 V AC, Size S00 9.00...12.5 A 230 V AC screw terminal for installation on standard mounting rail Type of coordination 1, I<sub>q</sub> = 150 kA 1 NO (contactor)

product brand name	SIRIUS
product designation	Direct (on-line) starter
design of the product	for DIN-rail or screw mounting
product type designation	3RA21
manufacturer's article number	
• of the supplied contactor	<a href="#">3RT2017-1AP01</a>
• of the supplied circuit-breakers	<a href="#">3RV2011-1KA10</a>
• of the supplied link module	<a href="#">3RA1921-1DA00</a>
<b>General technical data</b>	
size of the circuit-breaker	S00
size of load feeder	S00
power loss [W] for rated value of the current	
• at AC in hot operating state per pole	3.6 W
• without load current share typical	5.7 W
insulation voltage with degree of pollution 3 at AC rated value	690 V
surge voltage resistance rated value	6 kV
degree of protection NEMA rating	other
shock resistance according to IEC 60068-2-27	6g / 11 ms
mechanical service life (operating cycles) of contactor typical	30 000 000
type of assignment	1
reference code according to IEC 81346-2:2019	Q
Substance Prohibitance (Date)	10/01/2009
SVHC substance name	Lead - 7439-92-1
Weight	0.598 kg
<b>Ambient conditions</b>	
ambient temperature	
• during operation	-20 ... +60 °C
• during storage	-50 ... +80 °C
• during transport	-50 ... +80 °C
temperature compensation	-20 ... +60 °C
relative humidity during operation	10 ... 95 %
<b>Main circuit</b>	
number of poles for main current circuit	3
design of the switching contact	electromechanical
adjustable current response value current of the current-dependent overload release	9 ... 12.5 A
operating voltage	
• rated value	690 V
• at AC-3 rated value maximum	690 V
• at AC-3e rated value maximum	690 V

<b>operating frequency rated value</b>	50 ... 60 Hz
<b>operational current</b>	
• at AC-3 at 400 V rated value	12 A
• at AC-3e at 400 V rated value	12 A
<b>operating power</b>	
• at AC-3	
— at 400 V rated value	5 500 W
• at AC-3e	
— at 400 V rated value	5 500 W
<b>Control circuit/ Control</b>	
<b>type of voltage of the control supply voltage</b>	AC
<b>control supply voltage at AC</b>	
• at 50 Hz rated value	230 V
• at 60 Hz rated value	230 V
<b>apparent holding power of magnet coil at AC</b>	5.7 VA
• at 50 Hz	5.7 VA
• at 60 Hz	4.4 VA
<b>inductive power factor with the holding power of the coil</b>	0.25
• at 50 Hz	0.25
• at 60 Hz	0.25
<b>Auxiliary circuit</b>	
<b>product extension auxiliary switch</b>	Yes
<b>Protective and monitoring functions</b>	
<b>trip class</b>	CLASS 10
<b>design of the overload release</b>	thermal (bimetallic)
<b>response value current of instantaneous short-circuit trip unit</b>	163 A
<b>UL/CSA ratings</b>	
<b>full-load current (FLA) for 3-phase AC motor</b>	
• at 480 V rated value	11 A
• at 600 V rated value	11 A
<b>yielded mechanical performance [hp]</b>	
• for single-phase AC motor	
— at 110/120 V rated value	0.5 hp
— at 230 V rated value	2 hp
• for 3-phase AC motor	
— at 200/208 V rated value	3 hp
— at 220/230 V rated value	3 hp
— at 460/480 V rated value	7.5 hp
— at 575/600 V rated value	10 hp
<b>Short-circuit protection</b>	
<b>product function short circuit protection</b>	Yes
<b>design of the short-circuit trip</b>	magnetic
<b>conditional short-circuit current (I<sub>q</sub>)</b>	
• at 400 V according to IEC 60947-4-1 rated value	150 000 A
<b>Installation/ mounting/ dimensions</b>	
<b>mounting position</b>	vertical
<b>fastening method</b>	screw and snap-on mounting onto 35 mm DIN rail
<b>height</b>	167 mm
<b>width</b>	45 mm
<b>depth</b>	97 mm
<b>required spacing</b>	
• for grounded parts	
— forwards	20 mm
— backwards	0 mm
— upwards	50 mm
— at the side	20 mm
— downwards	10 mm
• for live parts	
— forwards	20 mm
— backwards	0 mm

— upwards	50 mm
— downwards	10 mm
— at the side	20 mm

#### Connections/ Terminals

##### type of electrical connection

- |                                     |                      |
|-------------------------------------|----------------------|
| • for main current circuit          | screw-type terminals |
| • for auxiliary and control circuit | screw-type terminals |

#### Safety related data

product function suitable for safety function Yes

##### Electrical Safety

touch protection on the front according to IEC 60529 finger-safe, for vertical contact from the front

#### Communication/ Protocol

##### protocol is supported

- |                        |    |
|------------------------|----|
| • PROFINET IO protocol | No |
| • PROFIsafe protocol   | No |

protocol is supported AS-Interface protocol No

#### Approvals Certificates

##### General Product Approval

For use in hazardous locations



[Confirmation](#)



#### Test Certificates

#### Marine / Shipping

[Special Test Certificate](#)

[Type Test Certificates/Test Report](#)



#### Marine / Shipping

#### other

#### Railway

#### Environment



[Confirmation](#)

[Special Test Certificate](#)

[Environmental Confirmations](#)

#### Further information

##### Information on the packaging

<https://support.industry.siemens.com/cs/ww/en/view/109813875>

##### Information- and Downloadcenter (Catalogs, Brochures,...)

<https://www.siemens.com/ic10>

##### Industry Mall (Online ordering system)

<https://mall.industry.siemens.com/mall/en/en/Catalog/product?mlfb=3RA2110-1KA17-1AP0>

##### Cax online generator

<http://support.automation.siemens.com/WW/CAXorder/default.aspx?lang=en&mlfb=3RA2110-1KA17-1AP0>

##### Service&Support (Manuals, Certificates, Characteristics, FAQs,...)

<https://support.industry.siemens.com/cs/ww/en/ps/3RA2110-1KA17-1AP0>

##### Image database (product images, 2D dimension drawings, 3D models, device circuit diagrams, EPLAN macros, ...)

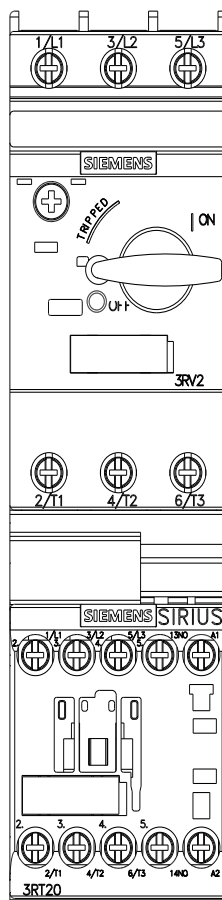
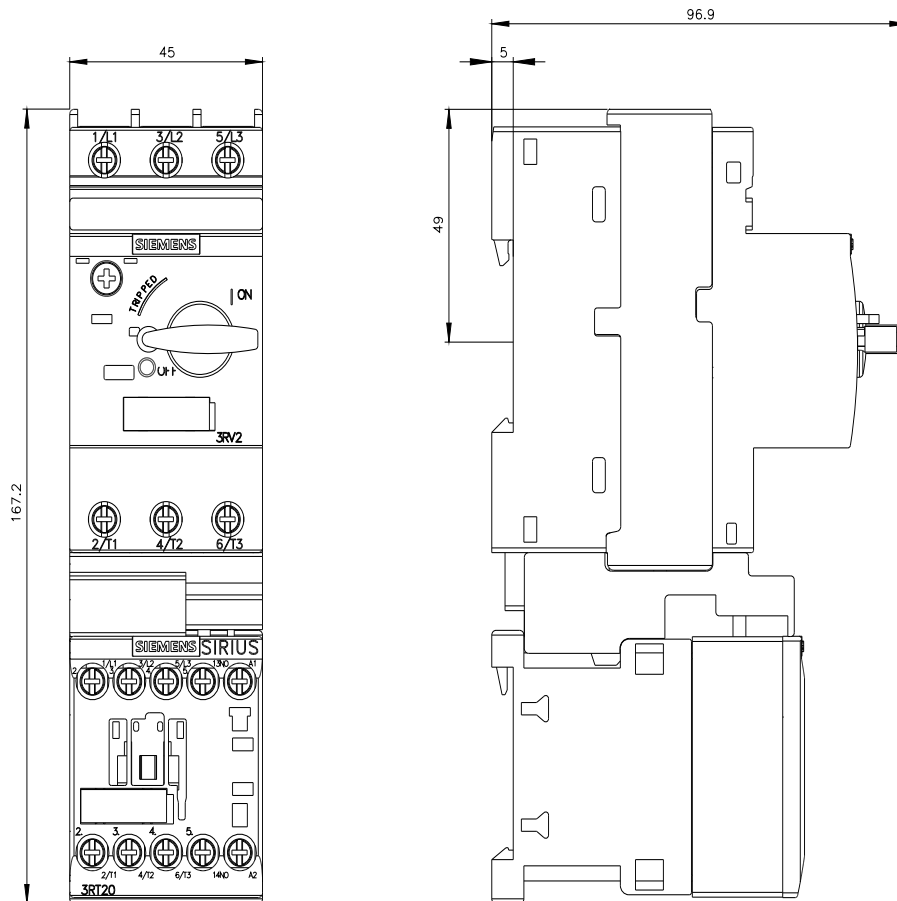
[http://www.automation.siemens.com/bilddb/cax\\_de.aspx?mlfb=3RA2110-1KA17-1AP0&lang=en](http://www.automation.siemens.com/bilddb/cax_de.aspx?mlfb=3RA2110-1KA17-1AP0&lang=en)

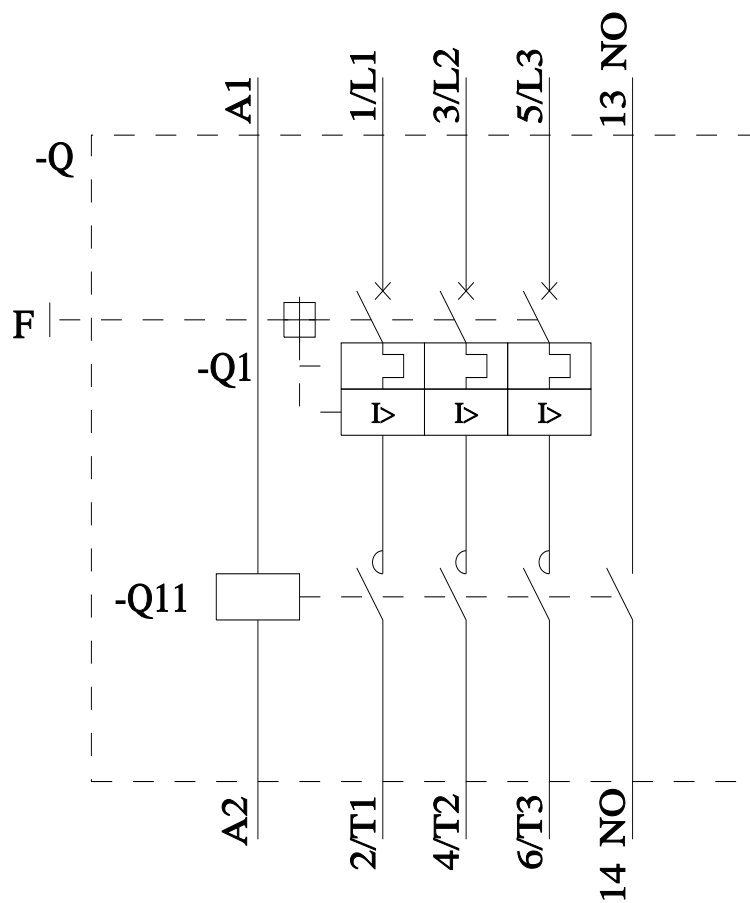
##### Characteristic: Tripping characteristics, I<sup>2</sup>t, Let-through current

<https://support.industry.siemens.com/cs/ww/en/ps/3RA2110-1KA17-1AP0/char>

##### Further characteristics (e.g. electrical endurance, switching frequency)

<http://www.automation.siemens.com/bilddb/index.aspx?view=Search&mlfb=3RA2110-1KA17-1AP0&objecttype=14&gridview=view1>





last modified:

2/25/2025 

# Mouser Electronics

Authorized Distributor

Click to View Pricing, Inventory, Delivery & Lifecycle Information:

[Siemens:](#)

[3RA21101KA171AP0](#)