



Fuseless motor starter Direct start 600VAC Size S00 3.5-5A 220/240VAC 50/60HZ screw connection For snapping onto 60 mm busbar systems Type of coordination 1 1NO (contactor)

product brand name	SIRIUS
product designation	non-fused motor starter 3RA2
design of the product	direct starter
manufacturer's article number	
<ul style="list-style-type: none"> of the supplied contactor of the supplied circuit-breakers of the supplied busbar adapter of the supplied link module 	3RT2015-1AP61 3RV2011-1FA10 8US1251-5DS10 3RA1921-1DA00
General technical data	
size of the circuit-breaker	S00
size of load feeder	S00
product extension auxiliary switch	Yes
insulation voltage with degree of pollution 3 at AC rated value	690 V
degree of pollution	3
surge voltage resistance rated value	6 kV
shock resistance according to IEC 60068-2-27	6g / 11 ms
mechanical service life (operating cycles) of contactor typical	30 000 000
type of assignment	1
Weight	0.84 kg
Ambient conditions	
ambient temperature	
<ul style="list-style-type: none"> during operation during storage during transport 	-20 ... +60 °C -50 ... +80 °C -55 ... +80 °C
Main circuit	
number of poles for main current circuit	3
design of the switching contact	electromechanical
adjustable current response value current of the current-dependent overload release	3.5 ... 5 A
operating voltage	
<ul style="list-style-type: none"> rated value at AC-3 rated value maximum 	690 V 690 V
operating frequency rated value	50 ... 60 Hz
operational current at AC-3 at 400 V rated value	3.6 A
operating power at AC-3	
<ul style="list-style-type: none"> at 400 V rated value at 500 V rated value 	1 500 W 2 200 W
Control circuit/ Control	
control supply voltage at AC	
<ul style="list-style-type: none"> at 50 Hz rated value 	220 V

<ul style="list-style-type: none"> • at 50 Hz rated value • at 60 Hz rated value • at 60 Hz rated value 	187 ... 242 V 240 V 192 ... 264 V
apparent holding power of magnet coil at AC	4.8 VA
inductive power factor with the holding power of the coil	0.25
Auxiliary circuit	
number of NO contacts for auxiliary contacts	1
Protective and monitoring functions	
trip class	CLASS 10
design of the overload release	thermal (bimetallic)
response value current of instantaneous short-circuit trip unit	65 A
UL/CSA ratings	
full-load current (FLA) for 3-phase AC motor	
<ul style="list-style-type: none"> • at 480 V rated value • at 600 V rated value 	4.8 A 4.55 A
yielded mechanical performance [hp]	
<ul style="list-style-type: none"> • for single-phase AC motor <ul style="list-style-type: none"> — at 110/120 V rated value — at 230 V rated value • for 3-phase AC motor <ul style="list-style-type: none"> — at 200/208 V rated value — at 220/230 V rated value — at 460/480 V rated value — at 575/600 V rated value 	0.17 hp 0.5 hp 1 hp 1 hp 3 hp 3 hp
Short-circuit protection	
product function short circuit protection	Yes
design of the short-circuit trip	magnetic
conditional short-circuit current (I_q)	
<ul style="list-style-type: none"> • at 400 V according to IEC 60947-4-1 rated value 	153 000 A
Installation/ mounting/ dimensions	
mounting position	vertical
fastening method	for snapping onto 60 mm busbar systems
height	200 mm
width	45 mm
depth	155.1 mm
required spacing	
<ul style="list-style-type: none"> • for grounded parts <ul style="list-style-type: none"> — forwards — backwards — upwards — at the side — downwards • for live parts <ul style="list-style-type: none"> — forwards — backwards — upwards — downwards — at the side 	0 mm 0 mm 20 mm 9 mm 10 mm 0 mm 0 mm 20 mm 10 mm 9 mm
Connections/ Terminals	
type of electrical connection for main current circuit	screw-type terminals
type of connectable conductor cross-sections for main contacts stranded	0.5 ... 4 mm ² , 2x (0.75 ... 2.5 mm ²)
connectable conductor cross-section for main contacts finely stranded with core end processing	0.5 ... 2.5 mm ²
Safety related data	
proportion of dangerous failures with high demand rate according to SN 31920	73 %
B10 value with high demand rate according to SN 31920	1 000 000
Electrical Safety	
protection class IP on the front according to IEC 60529	IP20
touch protection on the front according to IEC 60529	finger-safe, for vertical contact from the front

Approvals Certificates

General Product Approval

For use in hazardous locations

[Confirmation](#)



Test Certificates

Marine / Shipping

[Type Test Certificates/Test Report](#)

[Special Test Certificate](#)



Marine / Shipping

other

Railway

Environment



[Confirmation](#)

[Special Test Certificate](#)

[Environmental Confirmations](#)

Further information

Information on the packaging

<https://support.industry.siemens.com/cs/ww/en/view/109813875>

Information- and Downloadcenter (Catalogs, Brochures,...)

<https://www.siemens.com/ic10>

Industry Mall (Online ordering system)

<https://mall.industry.siemens.com/mall/en/en/Catalog/product?mlfb=3RA2110-1FD15-1AP6>

Cax online generator

<http://support.automation.siemens.com/WW/CAXorder/default.aspx?lang=en&mlfb=3RA2110-1FD15-1AP6>

Service&Support (Manuals, Certificates, Characteristics, FAQs,...)

<https://support.industry.siemens.com/cs/ww/en/ps/3RA2110-1FD15-1AP6>

Image database (product images, 2D dimension drawings, 3D models, device circuit diagrams, EPLAN macros, ...)

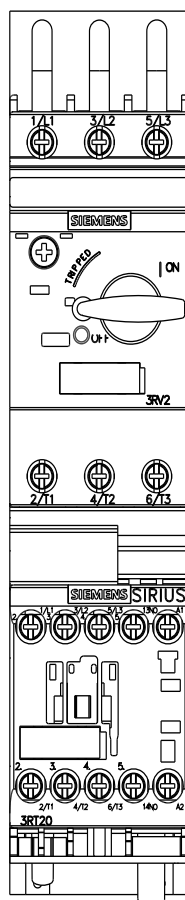
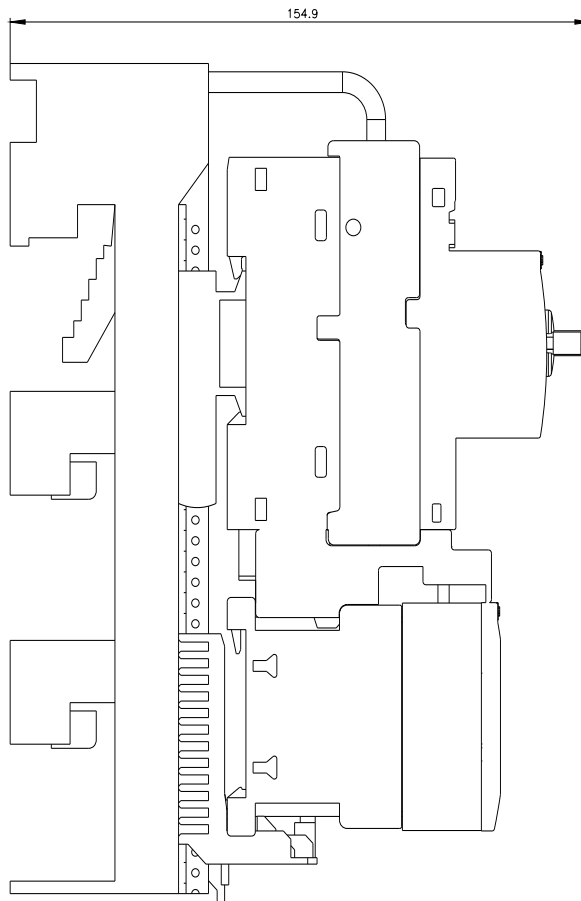
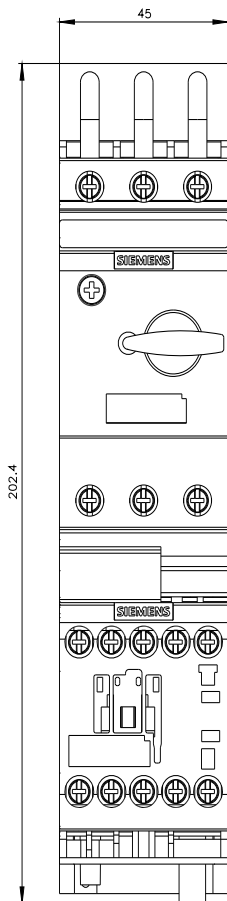
http://www.automation.siemens.com/bilddb/cax_de.aspx?mlfb=3RA2110-1FD15-1AP6&lang=en

Characteristic: Tripping characteristics, I²t, Let-through current

<https://support.industry.siemens.com/cs/ww/en/ps/3RA2110-1FD15-1AP6/char>

Further characteristics (e.g. electrical endurance, switching frequency)

<http://www.automation.siemens.com/bilddb/index.aspx?view=Search&mlfb=3RA2110-1FD15-1AP6&objecttype=14&gridview=view1>





last modified:

3/3/2023 

Mouser Electronics

Authorized Distributor

Click to View Pricing, Inventory, Delivery & Lifecycle Information:

[Siemens:](#)

[3RA21101FD151AP6](#)