



Fuseless motor starter Direct start 600VAC Size S00 0.11-0.16a 110/120VAC 50/60HZ screw connection For snapping onto 60 mm busbar systems Type of coordination 2 IQ = 150 KA Also full fills type Of coordination 1 1NO (contactor)

product brand name	SIRIUS
product designation	non-fused motor starter 3RA2
design of the product	direct starter
manufacturer's article number	
• of the supplied contactor	3RT2015-1AK61
• of the supplied circuit-breakers	3RV2011-0AA10
• of the supplied busbar adapter	8US1251-5DS10
• of the supplied link module	3RA1921-1DA00
General technical data	
size of the circuit-breaker	S00
size of load feeder	S00
product extension auxiliary switch	Yes
insulation voltage with degree of pollution 3 at AC rated value	690 V
degree of pollution	3
surge voltage resistance rated value	6 kV
shock resistance according to IEC 60068-2-27	6g / 11 ms
mechanical service life (operating cycles) of contactor typical	30 000 000
type of assignment	2
SVHC substance name	Lead - 7439-92-1
Weight	0.63 kg
Ambient conditions	
ambient temperature	
• during operation	-20 ... +60 °C
• during storage	-50 ... +80 °C
• during transport	-55 ... +80 °C
Main circuit	
number of poles for main current circuit	3
design of the switching contact	electromechanical
adjustable current response value current of the current-dependent overload release	0.11 ... 0.16 A
operating voltage	
• rated value	690 V
• at AC-3 rated value maximum	690 V
operating frequency rated value	50 ... 60 Hz
operational current at AC-3 at 400 V rated value	0.16 A
operating power at AC-3	
• at 400 V rated value	40 W
• at 500 V rated value	40 W
• at 690 V rated value	60 W
Control circuit/ Control	

control supply voltage at AC		
• at 50 Hz rated value	110 V	
• at 50 Hz rated value	93.5 ... 121 V	
• at 60 Hz rated value	120 V	
• at 60 Hz rated value	96 ... 132 V	
apparent holding power of magnet coil at AC	4.8 VA	
inductive power factor with the holding power of the coil	0.25	
Auxiliary circuit		
number of NO contacts for auxiliary contacts	1	
Protective and monitoring functions		
trip class	CLASS 10	
design of the overload release	thermal (bimetallic)	
response value current of instantaneous short-circuit trip unit	2.08 A	
Short-circuit protection		
product function short circuit protection	Yes	
design of the short-circuit trip	magnetic	
conditional short-circuit current (I _q)		
• at 690 V according to IEC 60947-4-1 rated value	100 000 A	
• at 400 V according to IEC 60947-4-1 rated value	153 000 A	
• at 500 V according to IEC 60947-4-1 rated value	100 000 A	
Installation/ mounting/ dimensions		
mounting position	vertical	
fastening method	for snapping onto 60 mm busbar systems	
height	200 mm	
width	45 mm	
depth	155.1 mm	
required spacing		
• for grounded parts		
— forwards	0 mm	
— backwards	0 mm	
— upwards	20 mm	
— at the side	9 mm	
— downwards	10 mm	
• for live parts		
— forwards	0 mm	
— backwards	0 mm	
— upwards	20 mm	
— downwards	10 mm	
— at the side	9 mm	
Connections/ Terminals		
type of electrical connection for main current circuit	screw-type terminals	
type of connectable conductor cross-sections for main contacts stranded	0.5 ... 4 mm², 2x (0.75 ... 2.5 mm²)	
connectable conductor cross-section for main contacts finely stranded with core end processing	0.5 ... 2.5 mm²	
Safety related data		
proportion of dangerous failures with high demand rate according to SN 31920	73 %	
B10 value with high demand rate according to SN 31920	1 000 000	
Electrical Safety		
protection class IP on the front according to IEC 60529	IP20	
touch protection on the front according to IEC 60529	finger-safe, for vertical contact from the front	
Approvals Certificates		
General Product Approval	For use in hazardous locations	Test Certificates



[Special Test Certificate](#)

[Type Test Certificates/Test Report](#)



Marine / Shipping

other

Railway

Environment



[Confirmation](#)

[Special Test Certificate](#)

[Environmental Confirmations](#)

Further information

Information on the packaging

<https://support.industry.siemens.com/cs/ww/en/view/109813875>

Information- and Downloadcenter (Catalogs, Brochures,...)

<https://www.siemens.com/ic10>

Industry Mall (Online ordering system)

<https://mall.industry.siemens.com/mall/en/en/Catalog/product?mlfb=3RA2110-0AD15-1AK6>

Cax online generator

<http://support.automation.siemens.com/WW/CAXorder/default.aspx?lang=en&mlfb=3RA2110-0AD15-1AK6>

Service&Support (Manuals, Certificates, Characteristics, FAQs,...)

<https://support.industry.siemens.com/cs/ww/en/ps/3RA2110-0AD15-1AK6>

Image database (product images, 2D dimension drawings, 3D models, device circuit diagrams, EPLAN macros, ...)

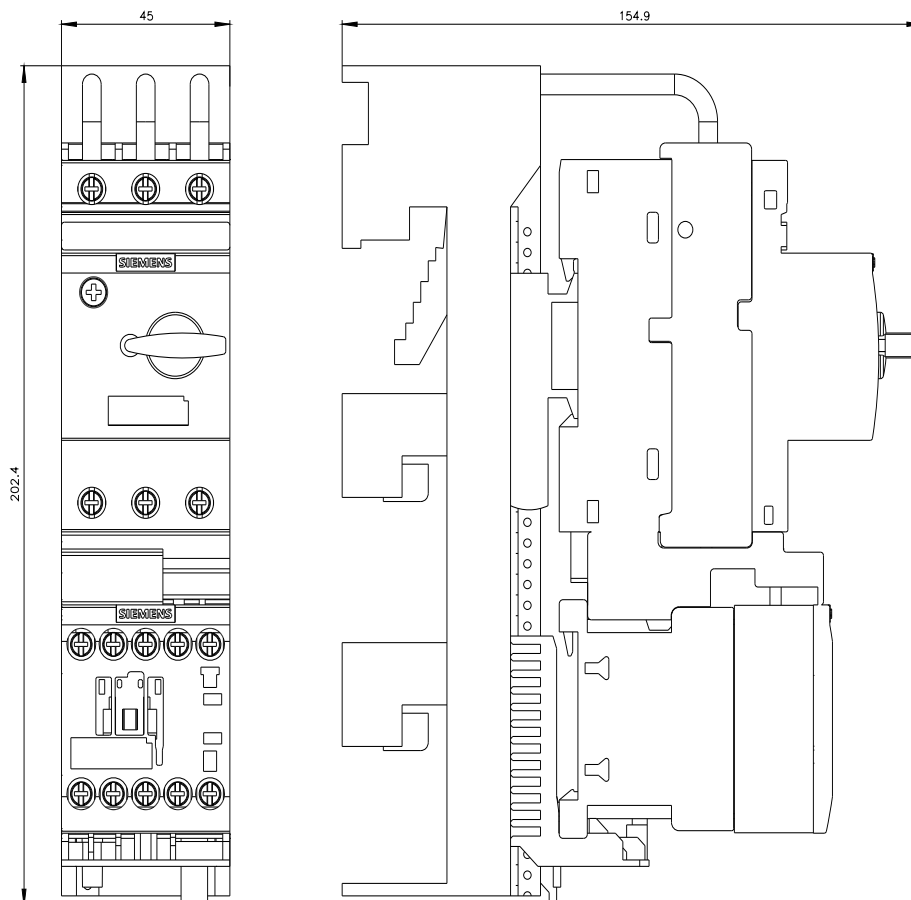
http://www.automation.siemens.com/bilddb/cax_de.aspx?mlfb=3RA2110-0AD15-1AK6&lang=en

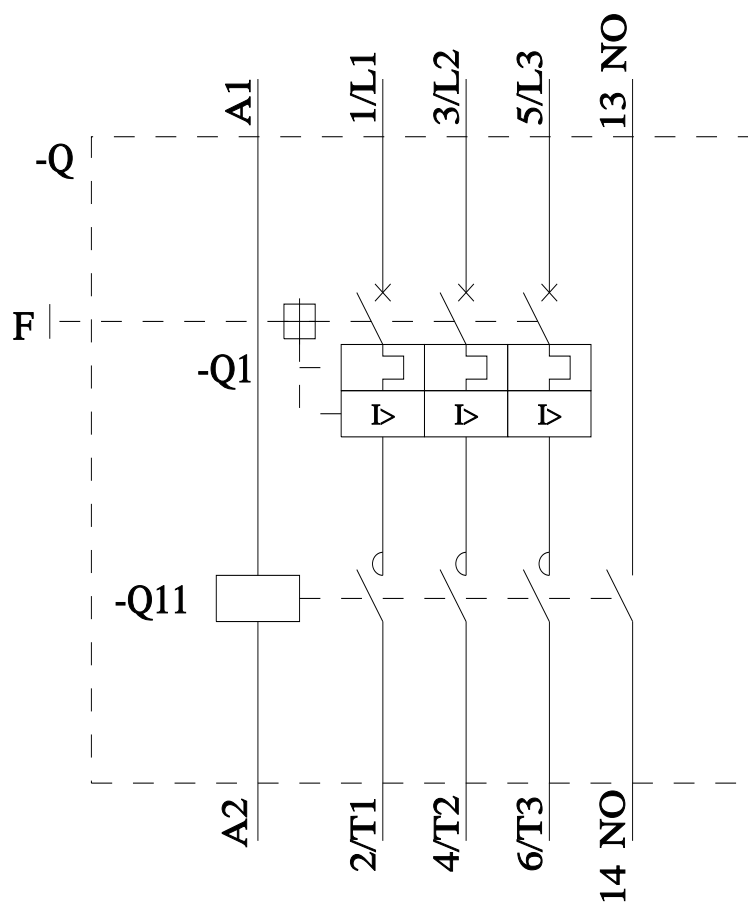
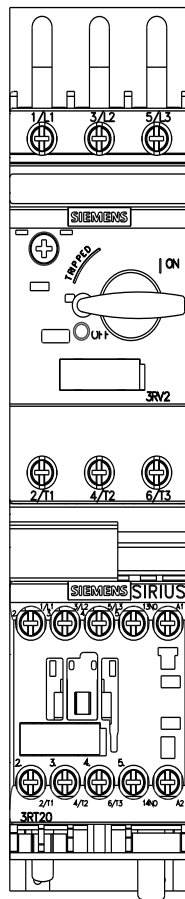
Characteristic: Tripping characteristics, I_t, Let-through current

<https://support.industry.siemens.com/cs/ww/en/ps/3RA2110-0AD15-1AK6/char>

Further characteristics (e.g. electrical endurance, switching frequency)

<http://www.automation.siemens.com/bilddb/index.aspx?view=Search&mlfb=3RA2110-0AD15-1AK6&objecttype=14&gridview=view1>





last modified:

3/11/2024

Mouser Electronics

Authorized Distributor

Click to View Pricing, Inventory, Delivery & Lifecycle Information:

[Siemens:](#)

[3RA21100AD151AK6](#)