



Load disconnecter 3LD3, Iu 32 A Main switch 3-pole Rated operating capacity for AC-23 A at 400V 11.5kW Installation in distribution boards, Basic switch with selector knob red / yellow with auxiliary switch 1OE + 1S

Model	
product brand name	SETRON
product designation	Switch disconnecter
design of the product	EMERGENCY-STOP switch
display version for switch position indicator manual operation	1 ON - 0 OFF
type of switch	DIN-rail mounting
design of the actuating element	selector switch
color of the actuating element	red
design of handle	knob-operated mechanism, red/yellow
type of the driving mechanism motor drive	No
General technical data	
number of poles	3
number of poles note	3
mechanical service life (operating cycles) typical	100 000
electrical endurance (operating cycles)	
• at AC-23 A at 690 V	6 000
operating frequency maximum	50 1/h
degree of pollution	3
Voltage	
insulation voltage rated value	690 V
surge voltage resistance rated value	6 kV
operating voltage	
• at AC rated value	690 V
operating frequency rated value	
• minimum	50 Hz
• maximum	60 Hz
Protection class	
protection class IP	IP40
protection class IP on the front	IP40
Dissipation	
power loss [W] for rated value of the current at AC in hot operating state per pole	1.8 W
Main circuit	
operational current	
• at AC-21 at 690 V rated value	32 A
• at AC-21 A at 240 V rated value	32 A
• at AC-21 A at 400 V rated value	32 A
• at AC-21 A at 440 V rated value	32 A
• at AC-23 A at 400 V rated value	22 A
operating power	

- at AC-23 A at 240 V rated value 6 kW
- at AC-23 A at 400 V rated value 12 kW
- at AC-23 A at 440 V rated value 11.5 kW
- at AC-23 A at 690 V rated value 12 kW
- at AC-3 at 240 V rated value 5.5 kW
- at AC-3 at 400 V rated value 10 kW
- at AC-3 at 690 V rated value 9.5 kW

Auxiliary circuit

number of CO contacts for auxiliary contacts	0
number of NC contacts for auxiliary contacts	1
number of NO contacts for auxiliary contacts	1
operating voltage of auxiliary contacts at AC maximum	500 V
continuous current of the auxiliary contact rated value	10 A
insulation voltage of the auxiliary switch rated value	500 V

Suitability

suitability for use	
• main switch	Yes
• switch disconnecter	Yes
• EMERGENCY OFF switch	Yes
• safety switch	Yes
• maintenance/repair switch	Yes

Product details

special product feature	Can be locked in zero position
product feature can be locked into OFF position	Yes

Accessories

product extension optional	
• motor drive	No
• voltage trigger	No
number of connectable NC contacts for auxiliary contacts attachable maximum	2
number of connectable NO contacts for auxiliary contacts attachable maximum	4
number of connectable CO contacts for auxiliary contacts attachable maximum	0
number of bracket locks maximum	2
hasp thickness of the bracket locks	4 ... 6 mm

Short circuit

conditional short-circuit current with line-side fuse protection	
• at 440 V by gG fuse rated value	10 kA
• at 690 V by gG fuse rated value	6 kA
let-through current with closed switch	
• at 240 V for combination switch + gG fuse maximum	4.5 kA
• at 440 V for combination switch + gG fuse maximum	4.5 kA
• at 690 V for combination switch + gG fuse maximum permissible	5 kA
I ² t value with closed switch	
• at 240 V for combination switch + gG fuse maximum	9 kA ² .s
• at 440 V for combination switch + gG fuse maximum	9 kA ² .s
• at 690 V for combination switch + gG fuse maximum	9 kA ² .s
design of the fuse link	
• for short-circuit protection of the main circuit required	fuse gL/gG: 40 A
• for short-circuit protection of the auxiliary switch required	fuse gL/gG: 10 A
operational current of upstream fuse rated value	32 A

according UL

operational current at AC according to UL 508/UL 60947-4-1 rated value	32 A
operating voltage at AC at 50/60 Hz according to UL 508/UL 60947-4-1 rated value	600 V
active power [hp] at AC at 480 V according to UL 508/UL 60947-4-1 rated value	20
active power [hp] at AC at 600 V according to UL 508/UL 60947-4-1 rated value	20
short-time withstand current (SCCR) at 600 V according to UL	5 kA

508/UL 60947-4-1	
continuous current of upstream fuse according to UL rated value	50 A
type of fuse according to UL	RK5
Connections	
AWG number as coded connectable conductor cross section solid	
• maximum	6
• minimum	14
type of connectable conductor cross-sections for copper conductor	
• solid	1x (2.5 to 16 mm ²)
• finely stranded with core end processing	1x (2.5...16 mm ²)
• stranded	1x (2.5 to 16 mm ²)
type of connectable conductor cross-sections for auxiliary contacts	
• solid	2x (0.75 ... 2.5 mm ²), 1x 4 mm ²
• finely stranded with core end processing	2x (0.75 ... 1.5 mm ²), 1x 2.5 mm ²
• stranded	2x (0.75 ... 2.5 mm ²), 1x 4 mm ²
type of electrical connection	
• for main current circuit	box terminal
• for auxiliary contacts	Box terminals
Mechanical Design	
height	60 mm
width	47 mm
depth	77 mm
type of device	fixed mounting
fastening method	Built-in unit fixed-mounted version
fastening method	
• 4-hole front mounting	No
• front mounting with central attachment	No
• rail mounting	Yes
net weight	200 g
Environmental conditions	
ambient temperature during operation	
• minimum	-25 °C
• maximum	55 °C
ambient temperature during storage	
• minimum	-25 °C
• maximum	55 °C

General Product Approval

Declaration of Conformity



[Confirmation](#)



other

Environment

[Miscellaneous](#)

[Confirmation](#)

[Environmental Con-
firmations](#)

Further information

Siemens has decided to exit the Russian market (see here).

<https://press.siemens.com/global/en/pressrelease/siemens-wind-down-russian-business>

Siemens is working on the renewal of the current EAC certificates.

Please contact your local Siemens office on the status of validity of the EAC certification if you intend to import or offer to supply these products to an EAC relevant market (other than the sanctioned EAEU member states Russia or Belarus).

Information on the packaging

<https://support.industry.siemens.com/cs/ww/en/view/109813875>

Information- and Downloadcenter (Catalogs, Brochures,...)

<http://www.siemens.com/lowvoltage/catalogs>

Industry Mall (Online ordering system)

<https://mall.industry.siemens.com/mall/en/en/Catalog/product?mlfb=3LD3230-1TK13>

Service&Support (Manuals, Certificates, Characteristics, FAQs,...)

<https://support.industry.siemens.com/cs/ww/en/ps/3LD3230-1TK13>

Image database (product images, 2D dimension drawings, 3D models, device circuit diagrams, ...)

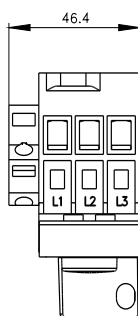
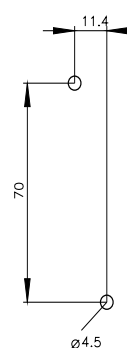
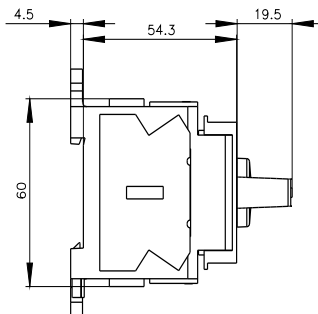
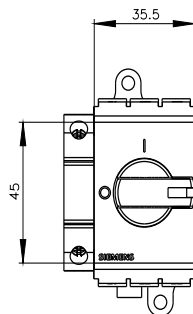
http://www.automation.siemens.com/bilddb/cax_en.aspx?mlfb=3LD3230-1TK13

CAX-Online-Generator

<http://www.siemens.com/cax>

Tender specifications

<http://www.siemens.com/specifications>



last modified:

6/20/2023

Mouser Electronics

Authorized Distributor

Click to View Pricing, Inventory, Delivery & Lifecycle Information:

Siemens:

3LD32301TK13