



SETRON, Switch disconnecter 3LD, main switch, 3-pole, Iu: 63 A, Operating power / at AC-23 A at 400 V: 22 kW, molded-plastic encapsulation for metric screw connection, 1 NC, 1 NO, rotary operating mechanism, black

Model	
product brand name	SETRON
product designation	Switch disconnecter
design of the product	Main switch
display version for switch position indicator manual operation	1 ON - 0 OFF
type of switch	Molded-plastic enclosure for metric threaded joint
design of the actuating element	Short rotary knob
color of the actuating element	black
design of handle	rotary operating mechanism, black
type of the driving mechanism motor drive	No
General technical data	
number of poles	3
number of poles note	PE + N
size of switch disconnecter	3
mechanical service life (operating cycles) typical	100 000
electrical endurance (operating cycles)	
• at AC-23 A at 690 V	6 000
operating frequency maximum	50 1/h
degree of pollution	3
Voltage	
insulation voltage rated value	690 V
surge voltage resistance rated value	6 kV
operating voltage	
• at AC rated value	690 V
operating frequency rated value	
• minimum	50 Hz
• maximum	60 Hz
Protection class	
protection class IP	IP65
degree of protection NEMA rating	1, 4X, 12
protection class IP on the front	IP65
Dissipation	
power loss [W] for rated value of the current at AC in hot operating state per pole	4.5 W
Main circuit	
operational current	
• at AC-21 at 690 V rated value	63 A
• at AC-21 A at 240 V rated value	63 A
• at AC-21 A at 400 V rated value	63 A

<ul style="list-style-type: none"> • at AC-21 A at 440 V rated value • at AC-23 A at 400 V rated value 	63 A 43 A
operating power	
<ul style="list-style-type: none"> • at AC-23 A at 240 V rated value • at AC-23 A at 400 V rated value • at AC-23 A at 440 V rated value • at AC-23 A at 690 V rated value • at AC-3 at 240 V rated value • at AC-3 at 400 V rated value • at AC-3 at 690 V rated value 	11 kW 22 kW 22 kW 19 kW 11 kW 19 kW 15 kW
Auxiliary circuit	
number of CO contacts for auxiliary contacts	0
number of NC contacts for auxiliary contacts	1
number of NO contacts for auxiliary contacts	1
operating voltage of auxiliary contacts at AC maximum	500 V
continuous current of the auxiliary contact rated value	10 A
insulation voltage of the auxiliary switch rated value	500 V
Suitability	
suitability for use main switch	Yes
suitability for use switch disconnecter	Yes
suitability for use EMERGENCY OFF switch	No
suitability for use safety switch	Yes
suitability for use maintenance/repair switch	Yes
Product details	
product feature can be locked into OFF position	Yes
accessories	
product extension optional	
<ul style="list-style-type: none"> • motor drive • voltage trigger 	No No
number of connectable NC contacts for auxiliary contacts attachable maximum	2
number of connectable NO contacts for auxiliary contacts attachable maximum	3
number of connectable CO contacts for auxiliary contacts attachable maximum	0
number of bracket locks maximum	3
hasp thickness of the bracket locks	4 ... 8 mm
Short circuit	
conditional short-circuit current with line-side fuse protection	
<ul style="list-style-type: none"> • at 690 V by gG fuse rated value 	50 kA
let-through current with closed switch	
<ul style="list-style-type: none"> • at 240 V for combination switch + gG fuse maximum • at 440 V for combination switch + gG fuse maximum • at 690 V for combination switch + gG fuse maximum permissible 	6 kA 6 kA 6 kA
I_{2t} value with closed switch	
<ul style="list-style-type: none"> • at 240 V for combination switch + gG fuse maximum • at 440 V for combination switch + gG fuse maximum • at 690 V for combination switch + gG fuse maximum 	21 kA ² .s 21 kA ² .s 21 kA ² .s
design of the fuse link	
<ul style="list-style-type: none"> • for short-circuit protection of the main circuit required • for short-circuit protection of the auxiliary switch required 	fuse gL/gG: 63 A fuse gL/gG: 10 A
operational current of upstream fuse rated value	63 A
according UL	
operational current at AC according to UL 508/UL 60947-4-1 rated value	63 A
operating voltage at AC at 50/60 Hz according to UL 508/UL 60947-4-1 rated value	600 V
active power [hp] at AC at 480 V according to UL 508/UL 60947-4-1 rated value	40
active power [hp] at AC at 600 V according to UL 508/UL 60947-4-1 rated value	50

short-time withstand current (SCCR) at 600 V according to UL 508/UL 60947-4-1	5 kA
continuous current of upstream fuse according to UL rated value	175 A
type of fuse according to UL	RK5

Connections

AWG number as coded connectable conductor cross section solid maximum <ul style="list-style-type: none"> • • 	6 14
type of connectable conductor cross-sections for copper conductor <ul style="list-style-type: none"> • solid • finely stranded with core end processing • stranded 	1x (2,5...35mm ²) 1x (2,5...16 mm ²) 1x (2,5...35mm ²)
type of connectable conductor cross-sections for auxiliary contacts <ul style="list-style-type: none"> • solid • finely stranded with core end processing • stranded 	lateral auxiliary switch 2x (0,75 ... 2,5mm ²), 1x 4mm ² ; front auxiliary switch 1x (0,75 ... 2,5mm ²) lateral auxiliary switch 2x (0,75 ... 1,5mm ²), 1x 2,5mm ² ; front auxiliary switch 1x 2,5mm ² lateral auxiliary switch 2x (0,75 ... 2,5mm ²), 1x 4mm ² ; front auxiliary switch 1x (0,75 ... 2,5mm ²)
type of electrical connection <ul style="list-style-type: none"> • for main current circuit • for auxiliary contacts 	box terminal connection terminals

Mechanical Design

height	201 mm
width	146 mm
depth	149 mm
type of device	fixed mounting
fastening method	Complete unit in enclosure
fastening method <ul style="list-style-type: none"> • 4-hole front mounting • front mounting with central attachment • rail mounting 	No Yes No
net weight	917 g

Environmental conditions

ambient temperature during operation <ul style="list-style-type: none"> • minimum • maximum 	-25 °C 55 °C
ambient temperature during storage <ul style="list-style-type: none"> • minimum • maximum 	-25 °C 55 °C

Approvals Certificates

General Product Approval



General Product Approval	Test Certificates	Marine / Shipping	other
--------------------------	-------------------	-------------------	-------

[Miscellaneous](#)



[Miscellaneous](#)



[Miscellaneous](#)

[Confirmation](#)

Environment

[Environmental Con-](#)

[Environmental Con-](#)

Further information**Information on the packaging**

<https://support.industry.siemens.com/cs/ww/en/view/109813875>

Information- and Downloadcenter (Catalogs, Brochures,...)

<http://www.siemens.com/lowvoltage/catalogs>

Industry Mall (Online ordering system)

<https://mall.industry.siemens.com/mall/en/en/Catalog/product?mlfb=3LD2565-2TD51-0AE2>

Service&Support (Manuals, Certificates, Characteristics, FAQs,...)

<https://support.industry.siemens.com/cs/ww/en/ps/3LD2565-2TD51-0AE2>

Image database (product images, 2D dimension drawings, 3D models, device circuit diagrams, ...)

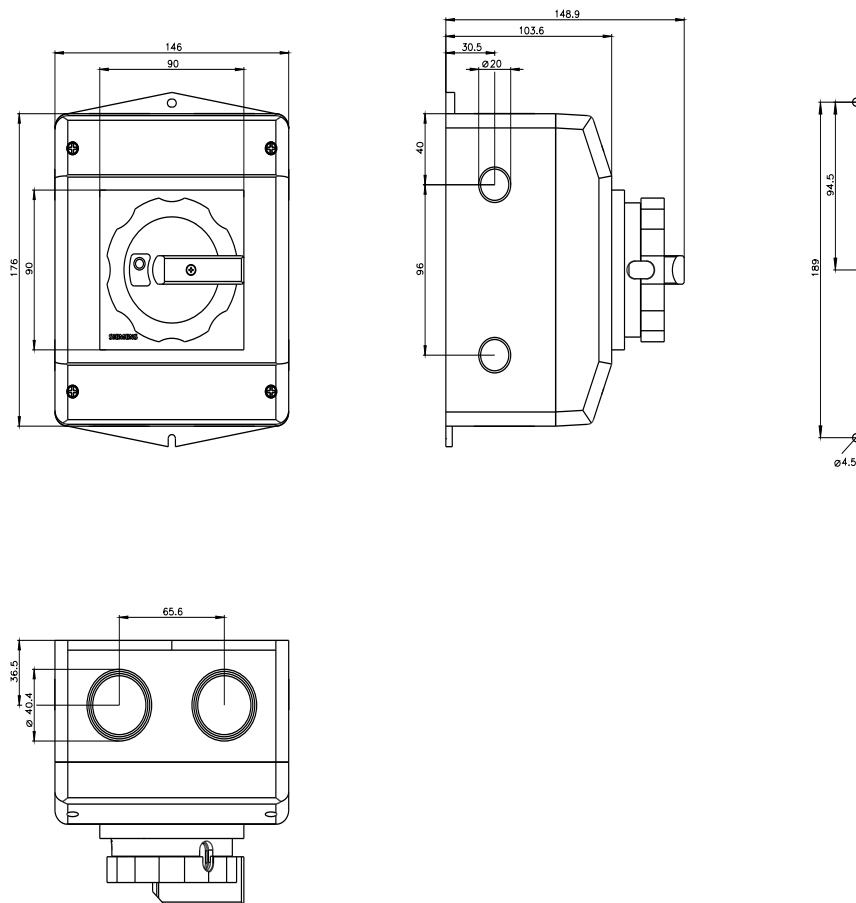
http://www.automation.siemens.com/bilddb/cax_en.aspx?mlfb=3LD2565-2TD51-0AE2

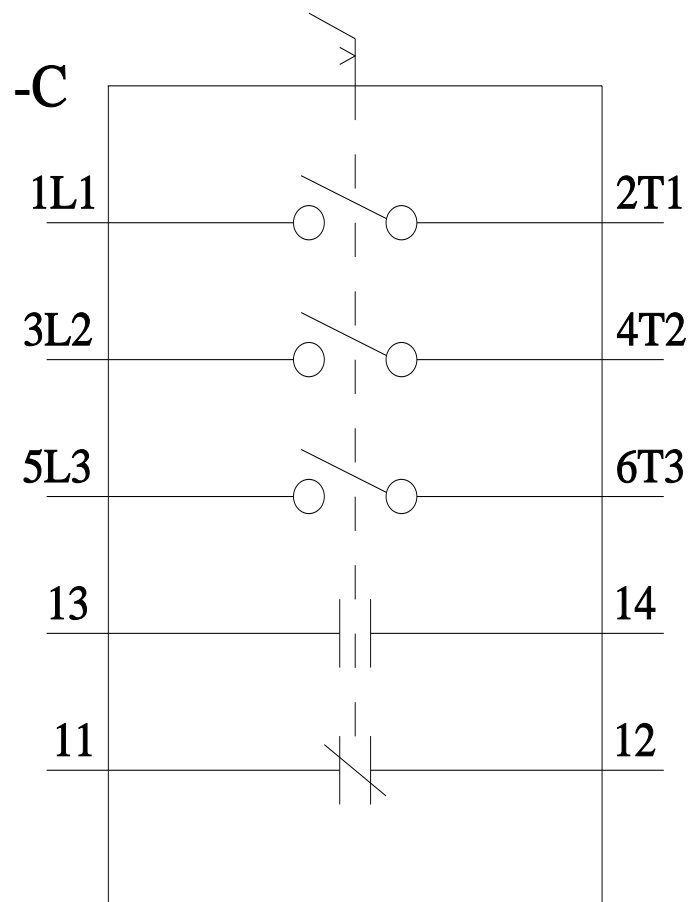
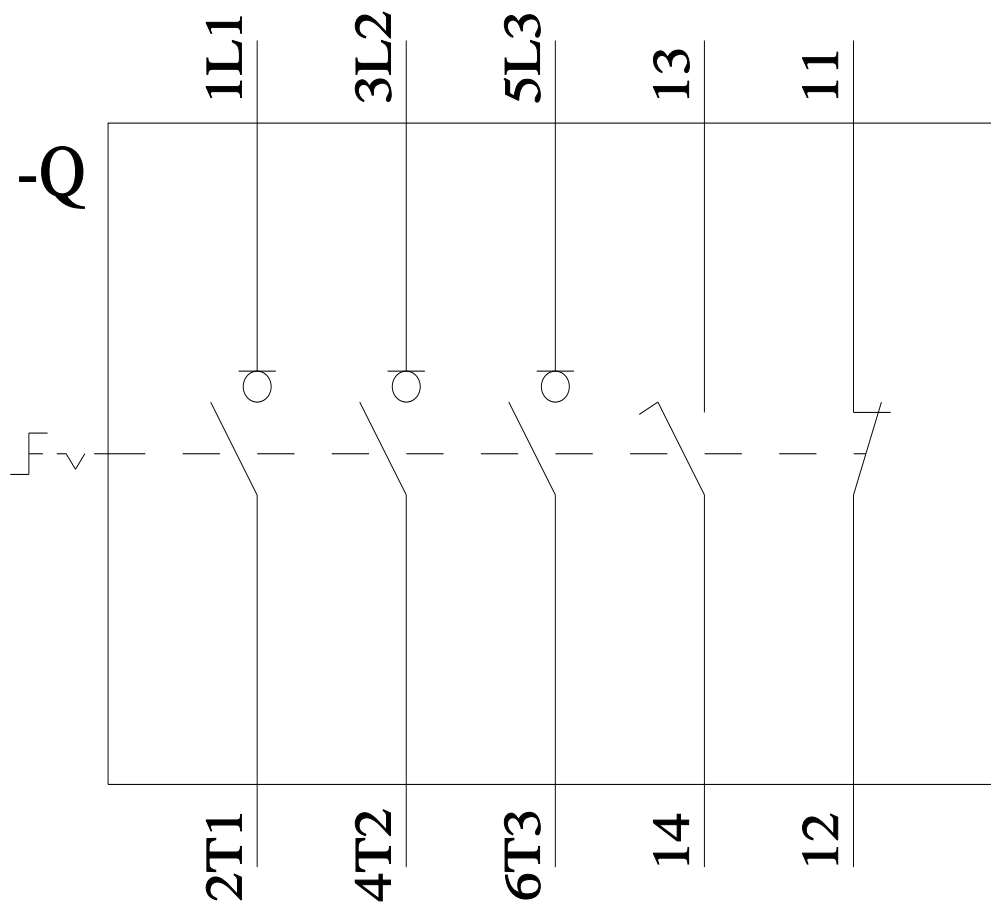
CAX-Online-Generator

<http://www.siemens.com/cax>

Tender specifications

<http://www.siemens.com/specifications>





Mouser Electronics

Authorized Distributor

Click to View Pricing, Inventory, Delivery & Lifecycle Information:

[Siemens:](#)

[3LD25652TD510AE2](#)