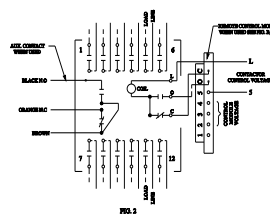
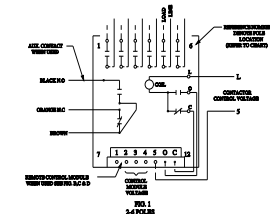
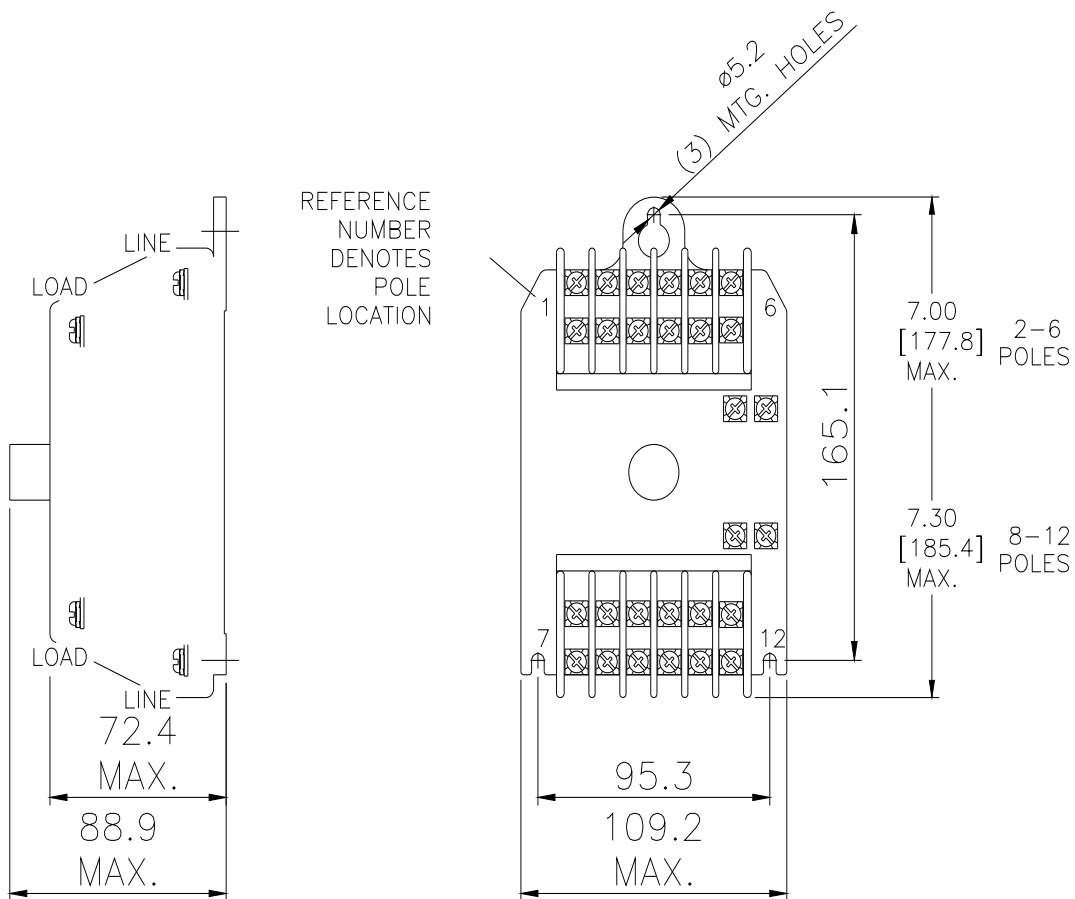




Mechanically held lighting contactor, Contactor amp rating 20A, 0 N.C. / 6 N.O. poles, Non-combination type, Enclosure NEMA type (open), No enclosure

product brand name	Class CLM
design of the product	Mechanically held lighting contactor
special product feature	Energy efficient; Quiet operation
General technical data	
weight [lb]	2 lb
Height x Width x Depth [in]	7.3 × 4.3 × 3.5 in
touch protection against electrical shock	Not finger-safe
installation altitude [ft] at height above sea level maximum	6560 ft
country of origin	Mexico
Contactors	
size of contactor	20 Amp
number of NO contacts for main contacts	6
number of NC contacts for main contacts	0
operating voltage for main current circuit at AC at 60 Hz maximum	600 V
contact rating of the main contacts of lighting contactor	
• at tungsten (1 pole per 1 phase) rated value	20A @250V 1p 1ph
• at tungsten (2 poles per 1 phase) rated value	20A @250V 2p 1ph
• at tungsten (3 poles per 3 phases) rated value	20A @250V 3p 3ph
• at ballast (1 pole per 1 phase) rated value	20A @347V 1p 1ph
• at ballast (2 poles per 1 phase) rated value	20A @600V 2p 1ph
• at ballast (3 poles per 3 phases) rated value	20A @600V 3p 3ph
• at resistive load (1 pole per 1 phase) rated value	30A @347V 1p 1ph
• at resistive load (2 poles per 1 phase) rated value	30A @600V 2p 1ph
• at resistive load (3 poles per 3 phases) rated value	30A @600V 3p 3ph
Auxiliary contact	
number of NC contacts for auxiliary contacts	0
number of NO contacts for auxiliary contacts	0
number of total auxiliary contacts maximum	4
contact rating of auxiliary contacts of contactor according to UL	NA
Coil	
type of voltage of the control supply voltage	AC
control supply voltage	
• at AC at 50 Hz rated value	265 ... 277 V
• at AC at 60 Hz rated value	265 ... 277 V
apparent pick-up power of magnet coil at AC	600 VA
apparent holding power of magnet coil at AC	6 VA
operating range factor control supply voltage rated value of magnet coil	0.85 ... 1.1
Enclosure	
degree of protection NEMA rating of the enclosure	Open device (no enclosure)

design of the housing	NA
Mounting/wiring	
mounting position	Vertical
fastening method	Surface mounting and installation
type of electrical connection for supply voltage line-side	Screw-type terminals
tightening torque [lbf·in] for supply	18 ... 18 lbf·in
type of connectable conductor cross-sections at line-side for AWG cables single or multi-stranded	2x (18 ... 10 AWG)
temperature of the conductor for supply maximum permissible	75 °C
material of the conductor for supply	CU
type of electrical connection for load-side outgoing feeder	Screw-type terminals
tightening torque [lbf·in] for load-side outgoing feeder	18 ... 18 lbf·in
type of connectable conductor cross-sections for AWG cables for load-side outgoing feeder single or multi-stranded	2x (18 ... 10 AWG)
temperature of the conductor for load-side outgoing feeder maximum permissible	75 °C
material of the conductor for load-side outgoing feeder	CU
type of electrical connection of magnet coil	Screw-type terminals
tightening torque [lbf·in] at magnet coil	18 ... 18 lbf·in
type of connectable conductor cross-sections of magnet coil for AWG cables single or multi-stranded	2x (18 ... 10 AWG)
temperature of the conductor at magnet coil maximum permissible	75 °C
material of the conductor at magnet coil	CU
Short-circuit current rating	
design of the fuse link for short-circuit protection of the main circuit required	none
design of the short-circuit trip	Thermal magnetic circuit breaker
maximum short-circuit current breaking capacity (Icu)	
• at 240 V	5 kA
• at 480 V	5 kA
• at 600 V	5 kA
certificate of suitability	NEMA ICS 2; UL 508; CSA 22.2, No. 14
Further information	
Industrial Controls - Product Overview (Catalogs, Brochures,...) www.usa.siemens.com/iccatalog	
Industry Mall (Online ordering system) https://mall.industry.siemens.com/mall/en/us/Catalog/product?mlfb=US2:CLM62071	
Service&Support (Manuals, Certificates, Characteristics, FAQs,...) https://support.industry.siemens.com/cs/US/en/ps/US2:CLM62071	
Image database (product images, 2D dimension drawings, 3D models, device circuit diagrams, EPLAN macros, ...) http://www.automation.siemens.com/bilddb/cax_de.aspx?mlfb=US2:CLM62071&lang=en	
Certificates/approvals https://support.industry.siemens.com/cs/US/en/ps/US2:CLM62071/certificate	



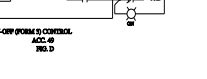
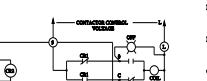
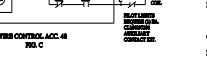
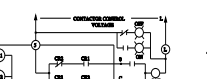
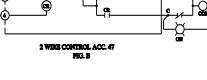
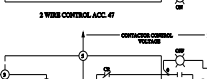
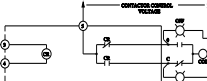

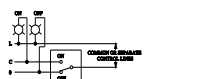
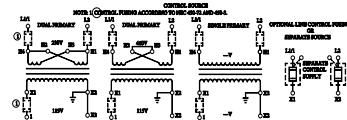
POLES	LOCATION
2	2, 3 & 5
3	2, 3 & 5
4	2, 3, 4 & 5
6	1-6
8	1-6, 8 & 11
10	1-6, 8, 9 & 11
12	1-12

MAIN CONTACT MAXIMUM VOLTAGE
RATINGS (OPEN OR CLOSED)

POLES TO LOAD	AMPERES CONTINUOUS
2 FOR 1	
200 AC	200 AC
277 AC	160 AC
480 AC	100 AC
575 AC	80 AC

POLES TO LOAD	AMPERES CONTINUOUS
2 FOR 1	
200 AC	200 AC
277 AC	160 AC
480 AC	100 AC
575 AC	80 AC

MAXIMUM TIME	MAXIMUM AC
ANYWHERE	VOLTS
25,000	250
15,000	400
10,000	600



MODULE TERMINAL	CONNECT TO
1	NOT USED
2	CONTROL VOLTAGE FOR ACC. 48 & 49
3	CONTROL VOLTAGE FOR ACC. 48 & 49
4	CONTROL VOLTAGE FOR ACC. 48 & 49
5	CONTROL VOLTAGE FOR ACC. 48 & 49
6	CONTROL VOLTAGE FOR ACC. 48 & 49
7	CONTROL VOLTAGE FOR ACC. 48 & 49
8	CONTROL VOLTAGE FOR ACC. 48 & 49
9	CONTROL VOLTAGE FOR ACC. 48 & 49
10	CONTROL VOLTAGE FOR ACC. 48 & 49
11	CONTROL VOLTAGE FOR ACC. 48 & 49
12	CONTROL VOLTAGE FOR ACC. 48 & 49

* FOR 24 VDC CONTROL MODULES
CONNECT TERMINAL 4 TO NEGATIVE (-)

- GENERAL NOTE
- WHEN CONTACTOR & LINE VOLTAGE ARE THE SAME, THE CONTACTOR CONTROL VOLTAGE CAN BE DERIVED FROM THE LINE POLS OF THE CONTACTOR SWITCH.
 - MAIN CONTACTS ARE SHOWN IN OPEN POSITION WITH CONTROL LINE DISCONNECTED. SEE 24 VDC RELAY (SWITCH SHOWN WITH CONTACTS CLOSED).
 - LINE & LOAD TERMINALS ARE REFERENCED.
 - CONTACTS ARE BREAK BEFORE, DOUBLE BREAK, WITH MOMENTARILY INTERRUPTED, DOUBLE COIL, OPERATOR MECHANICALLY HELD IN BOTH OPEN & CLOSED POSITIONS.
 - CONTROL CONNECTIONS TO LINE & LOAD WILL ACCEPT 250, 250/0 TO 250/0 HAVING COVER WITH TORQUE LINE POLS CONNECTION TO 18 IN.
 - CONTROL CONNECTIONS TO ELECTRONIC MODULES (ACC. 48, 49, OR 49) WILL ACCEPT NO. 250/0 TO 250/0 COVER WITH TORQUE LINE POLS CONNECTION TO 18 IN.
 - CONTROL MODULE VOLTAGE SUPPLIED BY CUSTOMER.

24306100401

last modified:

4/27/2021

Mouser Electronics

Authorized Distributor

Click to View Pricing, Inventory, Delivery & Lifecycle Information:

Siemens:

CLM62071