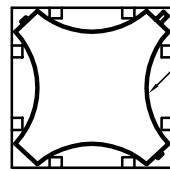
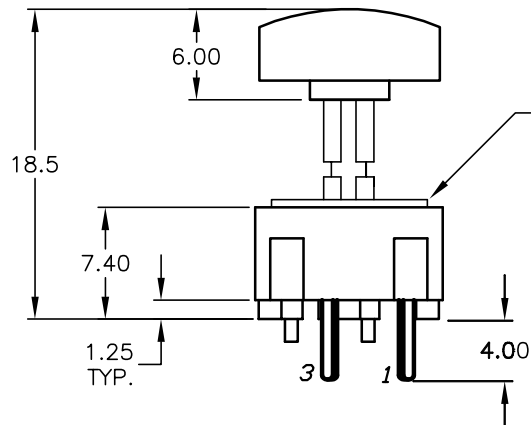
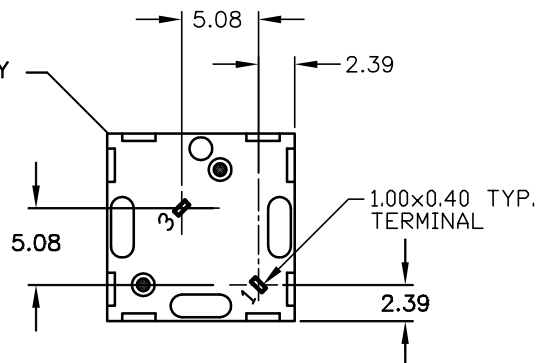
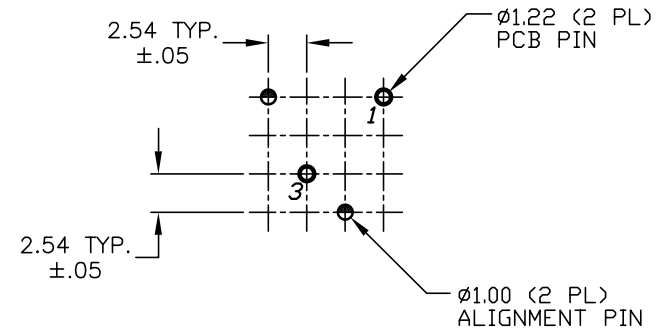
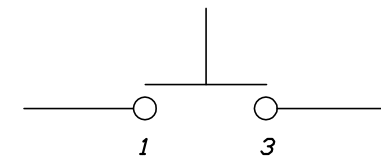
320.08 BLK CAP
(B099400)320 E1-1 CONTACT
(B050001)

SHOWN CAP REMOVED

320.03 CAP BLK
(B040303)320 E1-1 BODY
(B01ME11)TOP VIEW -SHOW ORIENTATION OF LEGENDS
IN RESPECT TO THE PCB PIN TERMINALS.RECOMMENDED P.C.B. LAYOUTCIRCUIT: SPST
CONTACT CONFIGURATION

NOTES:

1. ALL DIMENSIONS IN MM
2. GENERAL TOLERANCE: X.X=±0.4
X.XX=±0.25
3. TERMINAL NO'S FOR REFERENCE ONLY.
4. RATING: 25mA, @50VDC
5. OPERATING FORCE: 120gF
6. TRAVEL TO MAKE: 0.7mm

E-SWITCH®

TITLE

320.03 E1-1 (w/.08 BLK)

SCALE

2:1

DATE

1/12/04

DR

AR

DWG

XB0555P

REV

A

A

13698

RELEASED FOR PRODUCTION

1/12/04

AR

REV.

ECN No.

DESCRIPTION

DATE

CHKD

THE INFORMATION CONTAINED IN THIS DOCUMENT
IS PROPRIETARY TO E-SWITCH AND IS
NOT TO BE COPIED OR TRANSFERRED

Mouser Electronics

Authorized Distributor

Click to View Pricing, Inventory, Delivery & Lifecycle Information:

E-Switch:

[320.03E11.08BLK](#) [320.03E11.08BLK**](#)