



# SERIES R5 SWITCHES

## ROCKER SWITCHES - ILLUMINATED



### SPECIFICATIONS

Contact Rating\*:  
 Versions D,G,I - 10A @ 250V, 15A @ 125VAC  
 Versions A,B,C,E,F,H - 16A @ 250V AC, 1 HP  
 20A @ 125V AC, 3/4 HP

Life Expectancy (Mechanical): 30,000 cycles

Life Expectancy (Electrical): 10,000 cycles

Contact Resistance: 20 mΩ (Initial)

Insulation Resistance: >1,000M Ω @ 500V DC

Dielectric Strength: >1,500V AC 1 minute (Initial)

Safety Std. Approval: UL, CSA, VDE

Operating Temp: -20°C to 55°C

### FEATURES & BENEFITS

- ▶ Fully illuminated actuator option
- ▶ DPDT (double pole, double throw)
- ▶ Snap-in panel mount

### APPLICATIONS/MARKETS

- ▶ Industrial
- ▶ Audio/visual
- ▶ Lighting ballast



### HOW TO ORDER

SERIES	CIRCUIT	HOUSING COLOR	ACTUATOR COLOR	MARKING	TERMINATION	LAMP VOLTAGE
R5	See Below	BLK = Black	BLK = Black RED = Red *YEL = Yellow *GRN = Green GRY = Gray ORG = Orange *RED = Red	A B C E F G H I	F = Faston	0 = No Lamp 1 = 125V AC <sup>1</sup> 2 = 250V AC <sup>1</sup> 3 = 12V DC <sup>2</sup>
<b>CIRCUIT CODE:</b>						
A = DPST On-Off						
B = DPST On-Off Illuminated						
C = DPDT On-On						
D = DPDT On-Off-On						
E = OPDT On-(On)						
F = DPST Off-(On)						
G = DPDT (On)-Off-(On)						
H = DPDT On-None-(Off)						
I = OPDT On-Off-(On)						
[ ] = Momentary						

\*Available for Illuminated Version Only

<sup>1</sup> Neon Bulb  
<sup>2</sup> Incandescent Bulb



Example Ordering Number  
 R5-C-WHT-BLK-C-F-3

Specifications subject to change without notice. 5/22/2019

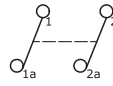
## DPST



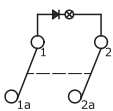
Circuit Code	POS 1	POS 2
A	ON	OFF
B	ON	OFF Illum.
F	(ON)	OFF
H	ON	(OFF)
Term. Comm.	1-1a, 2-2a	OPEN

Circuit Code	POS 1 OFF	POS 2	POS 3 RUN
J - Circuit 1	OFF	ON	ON
J - Circuit 2	OFF	OFF	(ON)

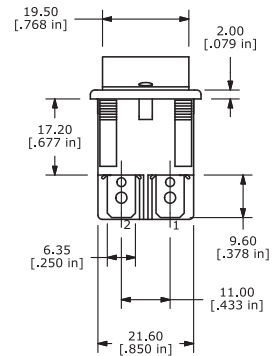
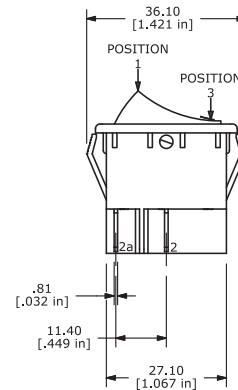
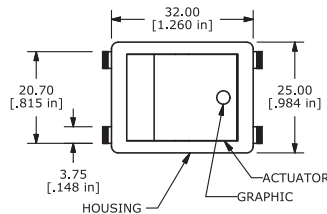
( ) = Momentary



NON-ILLUMINATED SCHEMATIC



ILLUMINATED SCHEMATIC (CIRCUIT CODE 'B')

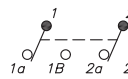


## DPDT



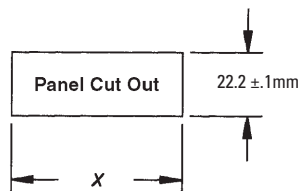
Circuit Code	POS 1	POS 2	POS 3
C	ON	NONE	ON
D	ON	OFF	ON
E	ON	NONE	(ON)
G	(ON)	OFF	(ON)
I	ON	OFF	(ON)
Term. Comm.	1-1a, 2-2a	OPEN	1-1b

( ) = Momentary



SCHEMATIC

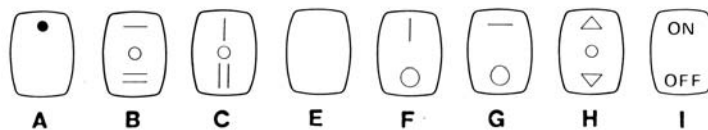
**NOTE: Illumination not available for DPDT versions.**



Panel Thickness	X mm (inch)
.75 - 1.25 (.030)-(0.049)	30.0±.2 (1.181)
1.25 - 2.00 (.049)-(0.079)	30.2±.2 (1.189)
2.00 - 3.00 (.079)-(1.118)	30.6±.2 (1.205)

PANEL MOUNTING

## MARKING OPTIONS



# Mouser Electronics

Authorized Distributor

Click to View Pricing, Inventory, Delivery & Lifecycle Information:

## E-Switch:

[R5CBLKBLKEF0](#) [R5DBLKBLKEF0](#) [R5DBLKBLKHF0](#) [R5DBLKBLKCF0](#) [R5BBLKREDF2](#) [R5ABLKBLKFF0](#)  
[R5ABLKBLKEF0](#) [R5BBLKREDF3](#) [R5BBLKGRNFF1](#) [R5BBLKGRNFF3](#) [R5BBLKREDEF1](#) [R5BBLKREDF1](#)  
[R5BBLKGRNEF1](#) [R5BBLKYELGF2](#) [R5BBLKGRNFF2](#) [R5GBLKBLKHF0](#) [R5ABLKBLKAF0](#) [R5BBLKGRNBF2](#)  
[R5BBLKGRNEF2](#) [R5BBLKGRNIF2](#) [R5BBLKREDIF1](#) [R5BBLKYELEF3](#) [R5FBLKBLKEF0](#) [R5SEALFRAME](#)  
[R5ABLKBLKGF0](#) [R5ABLKBLKIF0](#) [R5ABLKREDEF0](#) [R5ABLKREDIF0](#) [R5AWHTWHTFF0](#) [R5BBLKGRNAF1](#)  
[R5BBLKGRNAF2](#) [R5BBLKGRNBF1](#) [R5BBLKGRNEF3](#) [R5BBLKGRNGF1](#) [R5BBLKGRNGF2](#) [R5BBLKGRNIF1](#)  
[R5BBLKREDAF2](#) [R5BBLKREDCF1](#) [R5BBLKREDEF2](#) [R5BBLKREDGF2](#) [R5BBLKREDHF1](#) [R5BBLKREDIF3](#)  
[R5BBLKWHTF2](#) [R5BBLKWHTFF1](#) [R5BBLKYELEF1](#) [R5BBLKYELFF2](#) [R5CBLKBLKIF0](#) [R5CBLKREDEF0](#)  
[R5EBLKBLKEF0](#) [R5EBLKREDEF0](#) [R5EWHTWHTFF0](#) [R5FBLKBLKFF0](#) [R5GBLKBLKAF0](#) [R5GBLKBLKEF0](#)  
[R5IBLKBLKEF0](#) [R5SEAL](#) [R5IBLKBLKBF0](#) [R5BWHTGRNFF1](#) [R5CBLKORGEF0](#) [R5ABLKORGEF0](#) [R5DBLKBLKBF0](#)  
[R5BBLKCLRGF1](#)