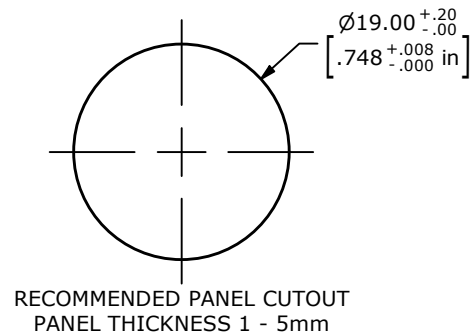


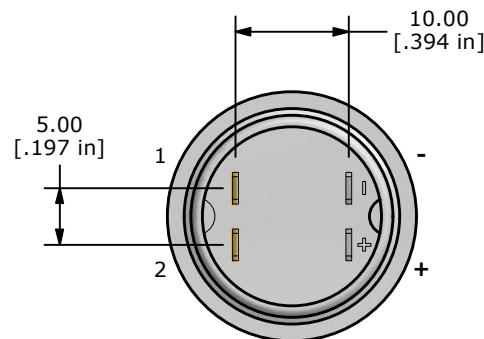
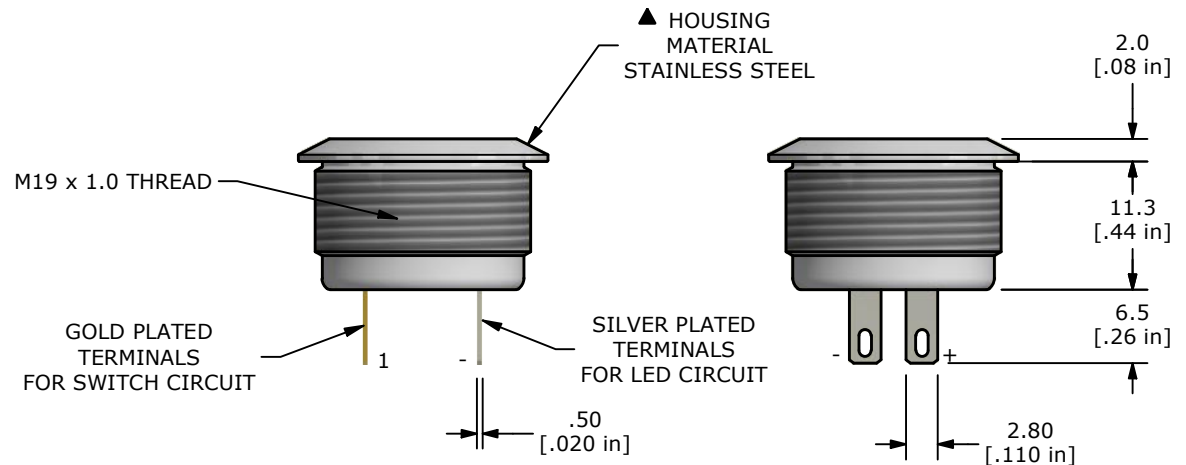
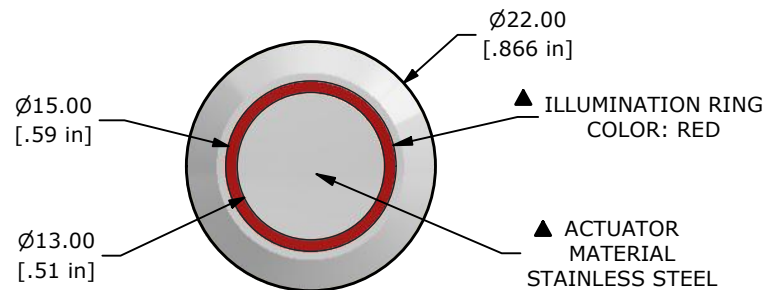
SWITCH FUNCTION	
POS. 1	POS. 2
OFF	(ON)
None	1-2

() = MOMENTARY



NOTE:

- ALL DIMENSIONS IN MM [INCH]
- GENERAL TOLERANCE: X.X = ± 0.4
X.XX = ± 0.25
- TERMINAL NUMBERS FOR REF ONLY
- CONTACT MATERIAL: Silver
- RATING: 50mA 24VDC
- ELECTRIC LIFE: 500,000 MAKE-AND-BREAK CYCLES AT FULL LOAD.
- INSULATION RESISTANCE: 1000 M Ω MIN.
- DIELECTRIC STRENGTH: 250 VAC MIN. FOR 1 MINUTE
- CONTACT RESISTANCE: 100m Ω MAX.
- OPERATING TEMP.: -25°C to +55°C
- TRAVEL: 0.5mm
- ▲ DENOTES CRITICAL PARAMETER.
- INGRESS PROTECTION: IP65
- ▲ LED VOLTAGE: 12V
- HARDWARE SUPPLIED: O-RING AND HEXNUT



C	24567	Housing Update	10/27/20	JM	E-SWITCH®				
B	23411	update terminal length to 6.5 from 6.0	6/29/18	MW					
A	23271	New Release	3/19/2018	RC	TITLE PVT4FS4SS314				
REV	PCR NO	DESCRIPTION	DATE	BY	SCALE 3:2	DATE 3/19/2018	DR RC	DWG 52-PVT4FS4SS314	REV C

THE INFORMATION CONTAINED IN THIS DOCUMENT IS PROPRIETARY
TO E-SWITCH AND IS NOT TO BE COPIED OR TRANSFERRED

Mouser Electronics

Authorized Distributor

Click to View Pricing, Inventory, Delivery & Lifecycle Information:

[E-Switch:](#)

[PVT4FS4SS314](#)