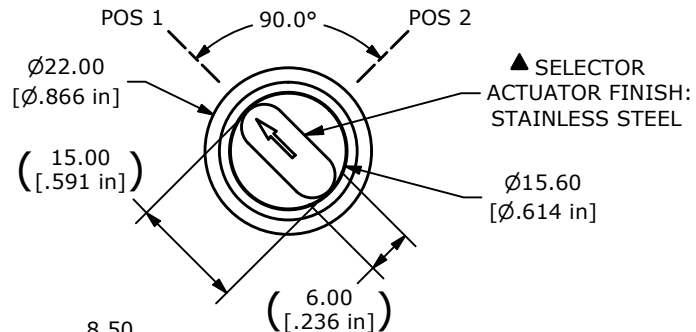
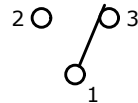


PANEL CUTOUT
MAX. PANEL THICKNESS
10.0mm [.43]



▲ SWITCH FUNCTION

POS. 1	POS. 2
ON	(ON)
1-3	1-2

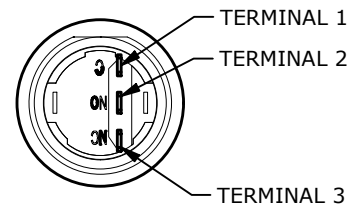
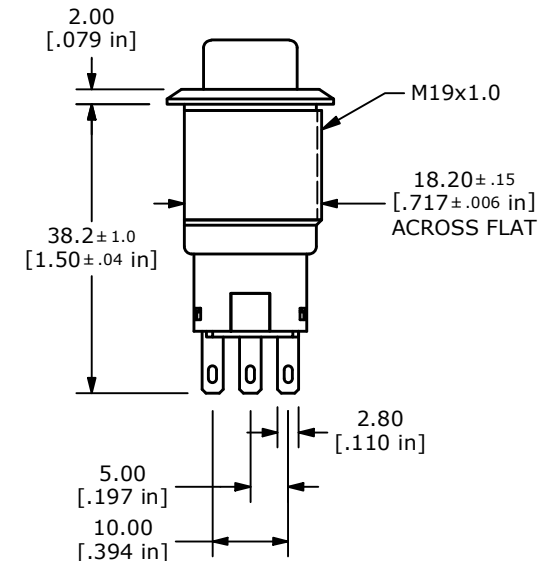
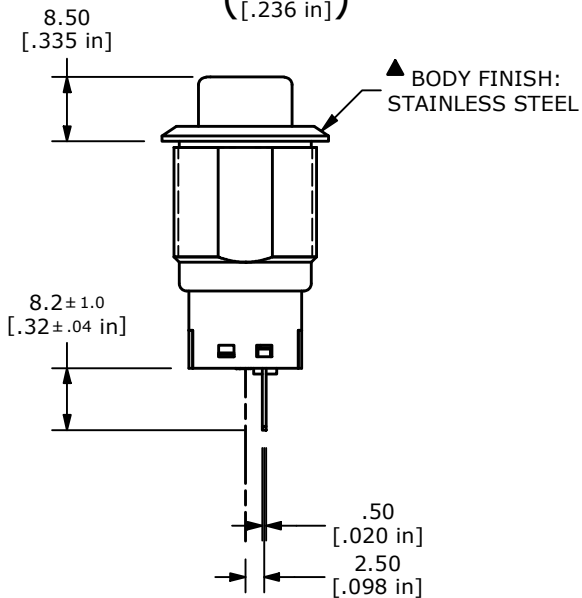


▲ SPDT ON-(ON)
CONTACT CONFIGURATION

() DENOTES MOMENTARY

NOTE:

- ALL DIMENSIONS IN mm [INCH]
- GENERAL TOLERANCE: X.X = ± 0.4
X.XX = ± 0.25
- TERMINAL NUMBERS FOR REF ONLY
- CONTACT MATERIAL: SILVER
- RATING: 2A 24VDC
- ELECTRIC LIFE: 50,000 MAKE-AND-BREAK CYCLES
AT FULL LOAD.
- INSULATION RESISTANCE: 1,000 M Ω MIN.
- DIELECTRIC STRENGTH: 1,500 VAC MIN. FOR 1 MINUTE
- CONTACT RESISTANCE: 50m Ω MAX. @ 1A 12VDC
- OPERATING TEMP.: -20°C to 55°C
- ▲ DENOTES CRITICAL PARAMETER.
- INGRESS PROTECTION: IP40
- HARDWARE SUPPLIED: O-RING AND HEXNUT



REV	ECO NO	DESCRIPTION	DATE	BY	E-SWITCH®				OBJECT ID
B	ECO-102081	ACTUATOR DIMS CHANGE TO REFERENCE	07/13/23	JS	TITLE PVK4S21B0SS				100122495
					SCALE	DATE	DR	DWG	REV
					1:1	7/29/2022	MJR	52-PVK4S21B0SS	B

THE INFORMATION CONTAINED IN THIS DOCUMENT IS PROPRIETARY TO
E-SWITCH AND IS NOT TO BE COPIED OR TRANSFERRED

Mouser Electronics

Authorized Distributor

Click to View Pricing, Inventory, Delivery & Lifecycle Information:

[E-Switch:](#)

[PVK4S21B0SS](#)