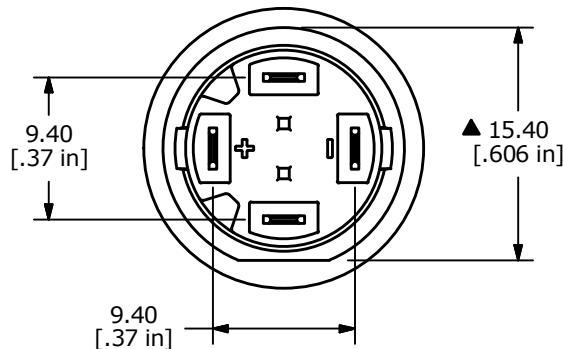
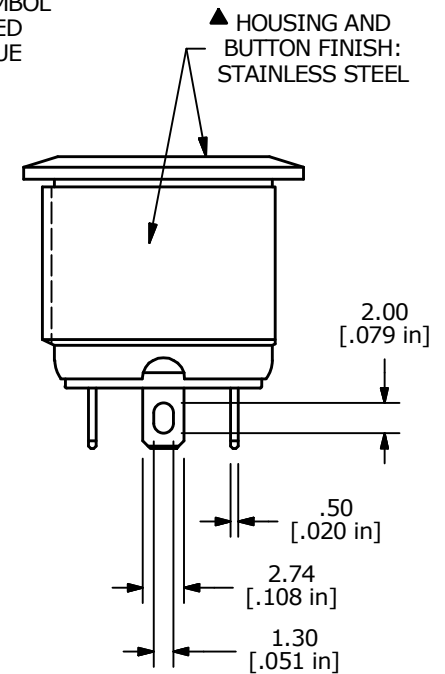
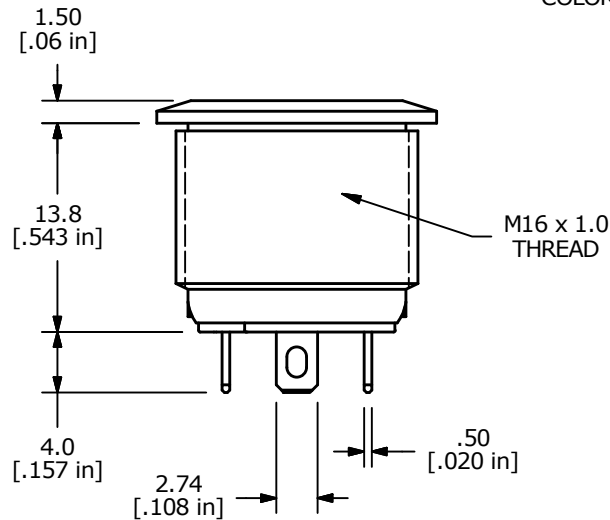
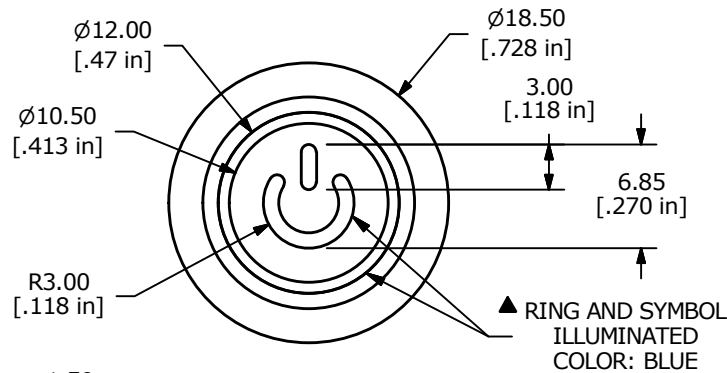


▲ SCHEMATIC
OFF - (ON)
() DENOTES MOMENTARY FUNCTION

NOTE:

1. ALL DIMENSIONS IN MM [INCH]
2. GENERAL TOLERANCE: X.X = ± 0.4
X.XX = ± 0.25
3. TERMINAL NUMBERS FOR REF ONLY
4. CONTACT MATERIAL: SILVER PLATED
5. RATING: 2A 36VDC
6. ELECTRIC LIFE: 200,000
7. INSULATION RESISTANCE: 1,000M Ω MIN @ 500VDC.
8. DIELECTRIC STRENGTH: 2,000VAC MIN. FOR 1 MINUTE
9. CONTACT RESISTANCE: 50m Ω MAX. @ 1A 12VDC
10. OPERATING TEMP.: -20°C to 70°C
11. TRAVEL: 2.0mm
12. ▲ DENOTES CRITICAL PARAMETER.
13. ILLUMINATION COLOR: BLUE
14. HARDWARE SUPPLIED: O-RING AND HEXNUT (NOT SHOWN)
- ▲ 15. ILLUMINATION VOLTAGE RATING: 2.8 - 3.7V @ 20 mA
16. INGRESS PROTECTION: IP67



| | | | | |
|-----|--------|-----------------------------------|----------|-----|
| C | 23587 | UPDATED FINISH TO STAINLESS STEEL | 10/3/18 | MJR |
| B | 22631 | update Note 15 | 12/21/16 | MW |
| REV | PCR NO | DESCRIPTION | DATE | BY |

THE INFORMATION CONTAINED IN THIS DOCUMENT IS PROPRIETARY
TO E-SWITCH AND IS NOT TO BE COPIED OR TRANSFERRED

TITLE PVA6FP24S41

| | | | | |
|--------------|-------------------|----------|----------------|----------|
| SCALE 2:1 | DATE 9/20/2016 | DR rc | DWG T960011 | REV C |
|--------------|-------------------|----------|----------------|----------|

Mouser Electronics

Authorized Distributor

Click to View Pricing, Inventory, Delivery & Lifecycle Information:

[E-Switch:](#)

[PVA6FP24S41](#)