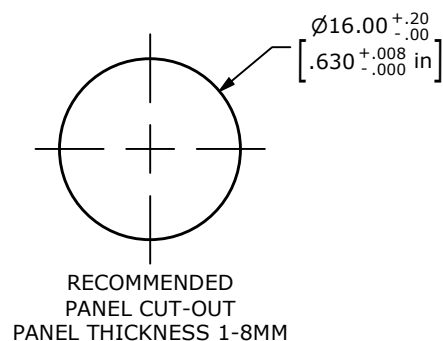
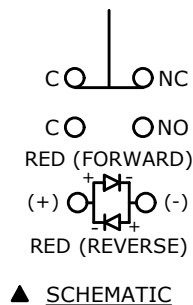
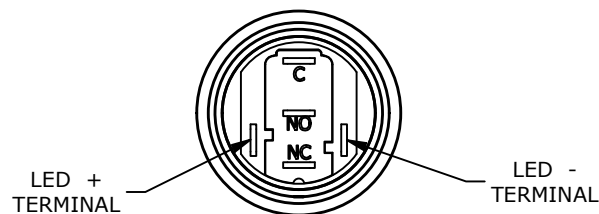
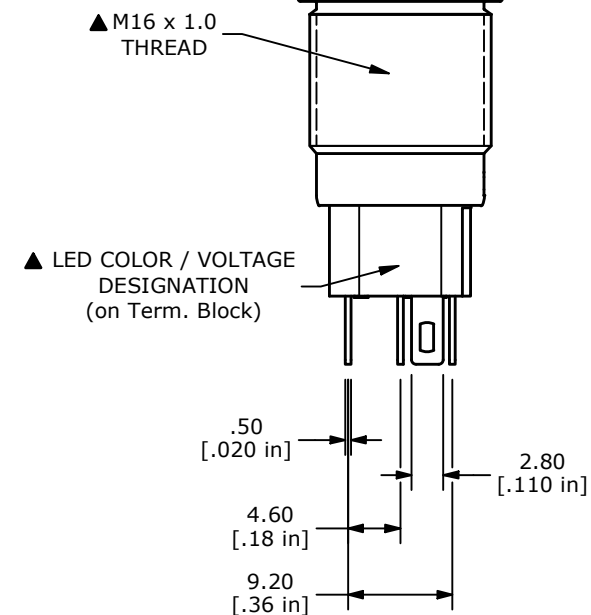
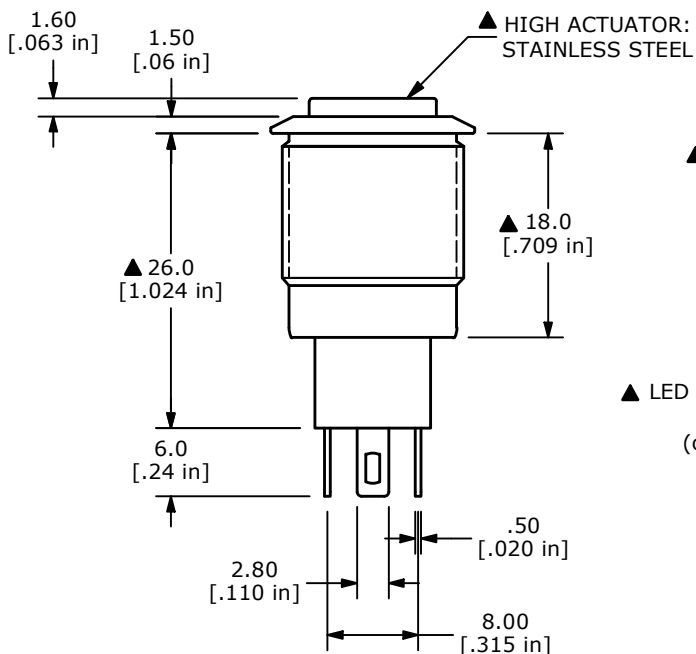

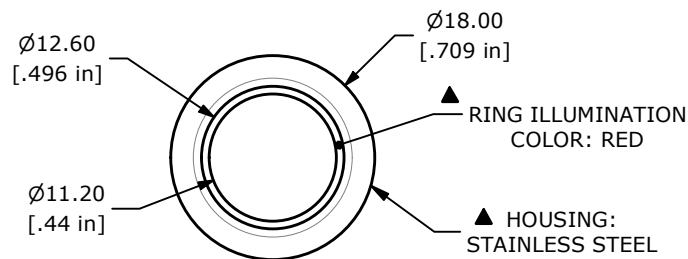


| SWITCH FUNCTION | |
|-----------------|--------|
| POS. 1 | POS. 2 |
| | |
| ON | ON |
| C - NC | C - NO |



NOTE:

1. ALL DIMENSIONS IN mm [INCH]
2. GENERAL TOLERANCE: X.X = ± 0.4
X.XX = ± 0.25
3. TERMINAL NUMBERS FOR REF ONLY
4. CONTACT MATERIAL: SILVER
5. RATING: 2A 36VDC
6. ELECTRIC LIFE: 50,000 MAKE-AND-BREAK CYCLES AT FULL LOAD.
7. INSULATION RESISTANCE: 1,000 M Ω MIN.
8. DIELECTRIC STRENGTH: 1,500 VAC MIN. FOR 1 MINUTE
9. CONTACT RESISTANCE: 50m Ω MAX.
10. OPERATING TEMP.: -25°C to 55°C
11. TRAVEL: 3.0mm
12. ▲ DENOTES CRITICAL PARAMETER
13. ACTUATION FORCE: 1.7N NOMINAL
14. INGRESS PROTECTION: IP65
15. HARDWARE SUPPLIED: O-RING AND HEXNUT
- ▲ 16. LAMP VOLTAGE: 1.8V RED LED



| | | | | |
|-----|--------|--|---------|----|
| C | 24575 | UPDATE THREAD LENGTH TO 13.4 | 11/2/20 | JM |
| B | 23342 | change location of color/voltage callout | 5/2/18 | MW |
| A | 23163 | New Release | 1/12/18 | RC |
| REV | PCR NO | DESCRIPTION | DATE | BY |

THE INFORMATION CONTAINED IN THIS DOCUMENT IS PROPRIETARY
TO E-SWITCH AND IS NOT TO BE COPIED OR TRANSFERRED



TITLE PVA3H230SS311

SCALE 3:2

DATE 1/12/2018

DR RC

DWG 52-PVA3H230SS311

REV C

Mouser Electronics

Authorized Distributor

Click to View Pricing, Inventory, Delivery & Lifecycle Information:

[E-Switch:](#)

[PVA3H230SS311](#)