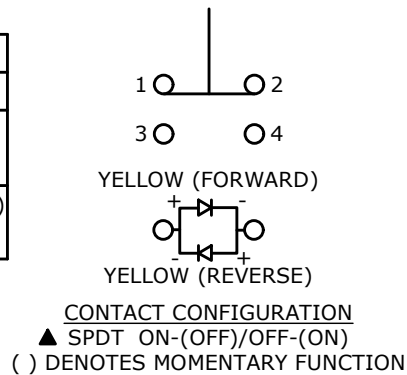


▲ SWITCH FUNCTION

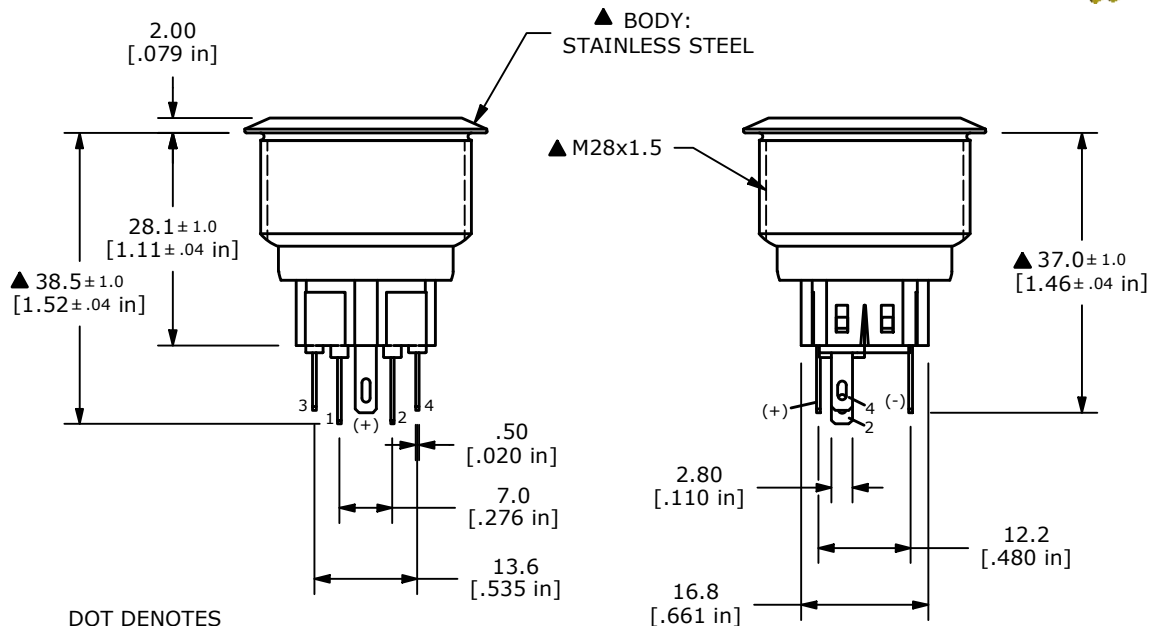

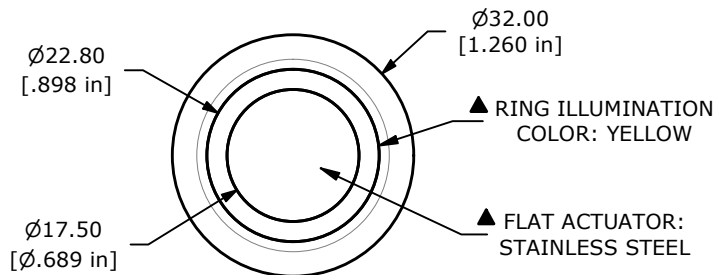
POS. 1	POS. 2
1-2 ON 3-4 OFF	1-2 (OFF) 3-4 (ON)

() = MOMENTARY

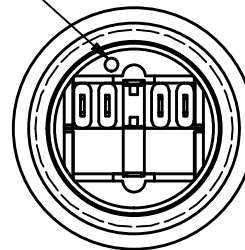


NOTE:

- ALL DIMENSIONS IN MM [INCH]
- GENERAL TOLERANCE: X.X \pm 0.4
X.XX \pm 0.25
- TERMINAL NUMBERS FOR REF. ONLY
- RATING: 2A @ 48VDC
- CONTACT RESISTANCE: 50m Ω MAX. @ 1A 12VDC
- INSULATION RESISTANCE: 1,000M Ω @ 500VDC
- DIELECTRIC STRENGTH: 2,000VAC MIN. FOR 1 MINUTE
- ELECTRICAL LIFE: 50,000 CYCLES
- OPERATING TEMPERATURE: -20°C TO 55°C
- INGRESS PROTECTION: IP66
- ▲ 11. SUPPLIED HARDWARE: O-RING AND HEXNUT
- ▲ 12. ▲ DENOTES CRITICAL PARAMETER
- ▲ 13. ILLUMINATION COLOR: YELLOW
- ▲ 14. ILLUMINATION VOLTAGE: 24V



DOT DENOTES
LED COLOR



C	24648	UPDATE THREAD LENGTH TO 15.0	12/18/20	JM
B	23841	UPDATED RATING TO IP66	4/8/19	MJR
A	21898	RELEASE FOR PRODUCTION	7/1/15	MW
REV	PCR NO	DESCRIPTION	DATE	BY

THE INFORMATION CONTAINED IN THIS DOCUMENT IS PROPRIETARY
TO E-SWITCH AND IS NOT TO BE COPIED OR TRANSFERRED



E-SWITCH®

TITLE PV9F2Y0SS-355

SCALE 1:1

DATE 7/1/2015

DR MW

DWG 52-PV9F2Y0SS355

REV C

Mouser Electronics

Authorized Distributor

Click to View Pricing, Inventory, Delivery & Lifecycle Information:

[E-Switch:](#)

[PV9F2Y0SS-355](#)