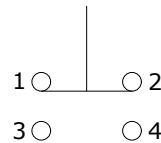


RECOMMENDED PANEL CUTOUT  
MAX. PANEL THICKNESS 8mm

SWITCH FUNCTION	
POS. 1	POS. 2
1-2 ON 3-4 OFF	1-2 (OFF) 3-4 (ON)

( ) MOMENTARY FUNCTION

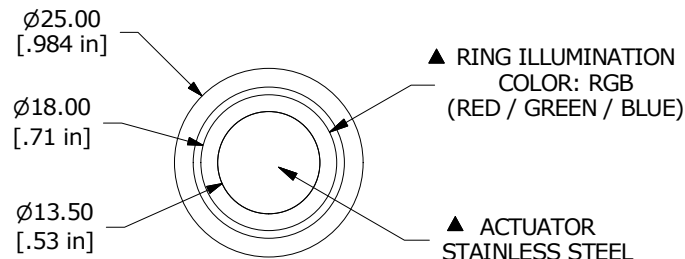


RED +   
GREEN +   
BLUE + (-)

▲ SPDT ON-(OFF) / OFF-(ON)  
CONTACT CONFIGURATION  
( ) DENOTES MOMENTARY FUNCTION

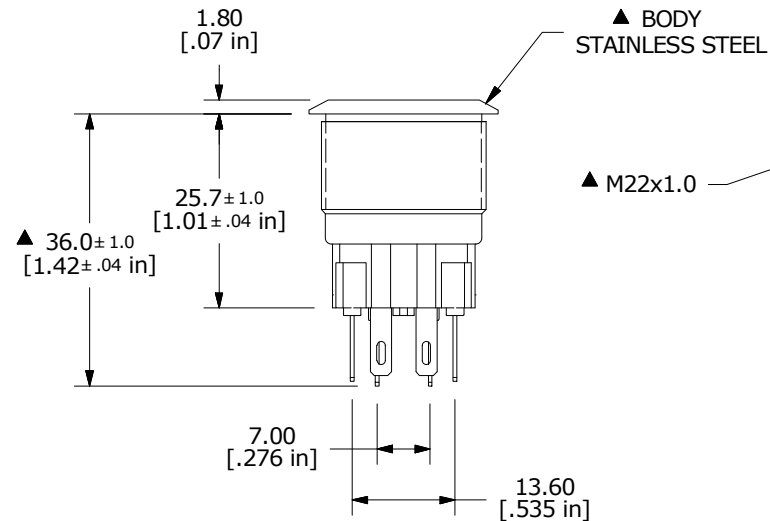
## NOTE:

- ALL DIMENSIONS IN MM [INCH]
- GENERAL TOLERANCE: X.X =  $\pm 0.4$   
X.XX =  $\pm 0.25$
- TERMINAL NOS. FOR REF. ONLY
- RATING: 2A @ 48VDC
- CONTACT RESISTANCE: 50m $\Omega$  MAX. @ 1A 12VDC
- INSULATION RESISTANCE: 1,000M $\Omega$  @ 500VDC
- DIELECTRIC STRENGTH: 2,000VAC MIN. FOR 1 MINUTE
- ELECTRICAL LIFE: 50,000 CYCLES
- OPERATING TEMPERATURE: -20°C to 55°C
- ACTUATION FORCE: 4N
- TRAVEL: 2.2mm
- INGRESS PROTECTION: IP65
- ▲ DENOTES CRITICAL PARAMETER
- 2011/65/EU (ROHS) COMPLIANT
- ▲ 15. HARDWARE INCLUDED (NOT SHOWN) HEX NUT AND O-RING
- ▲ 16. ILLUMINATION VOLTAGE: 12V



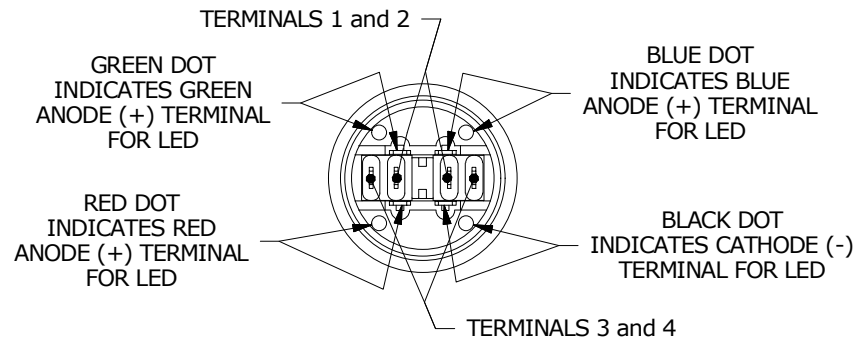
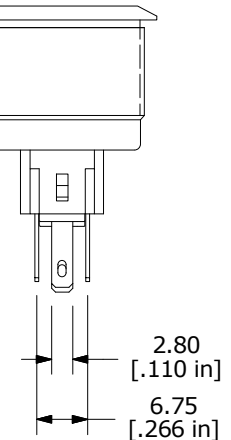
▲ RING ILLUMINATION  
COLOR: RGB  
(RED / GREEN / BLUE)

▲ ACTUATOR  
STAINLESS STEEL



▲ BODY  
STAINLESS STEEL

▲ M22x1.0



E-SWITCH®

B	22823	update terminal callout	4/27/17	MW
A	22421	New Release	8/3/16	rc
REV	PCR NO	DESCRIPTION	DATE	BY

THE INFORMATION CONTAINED IN THIS DOCUMENT IS PROPRIETARY  
TO E-SWITCH AND IS NOT TO BE COPIED OR TRANSFERRED

TITLE PV7F2Y0SS-3R4

SCALE 1:1

DATE 7/25/2016

DR rc

DWG 52-PV7F2Y0SS3R4

REV B

# Mouser Electronics

Authorized Distributor

Click to View Pricing, Inventory, Delivery & Lifecycle Information:

[E-Switch:](#)

[PV7F2Y0SS-3R4](#)