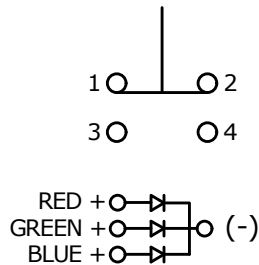


RECOMMENDED PANEL CUTOUT
MAX. PANEL THICKNESS 12mm

▲ SWITCH FUNCTION

POS. 1	POS. 2
1-2 ON 3-4 OFF	1-2 (OFF) 3-4 (ON)

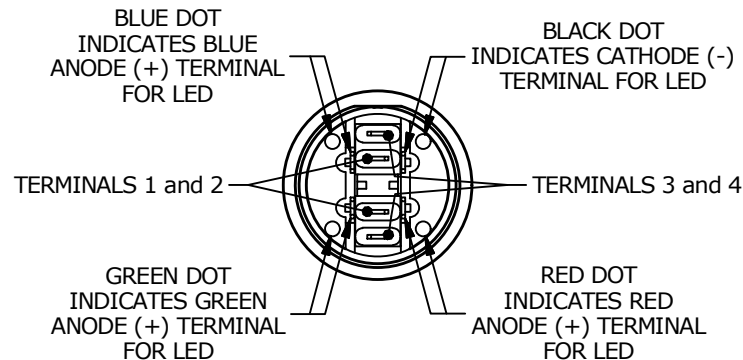
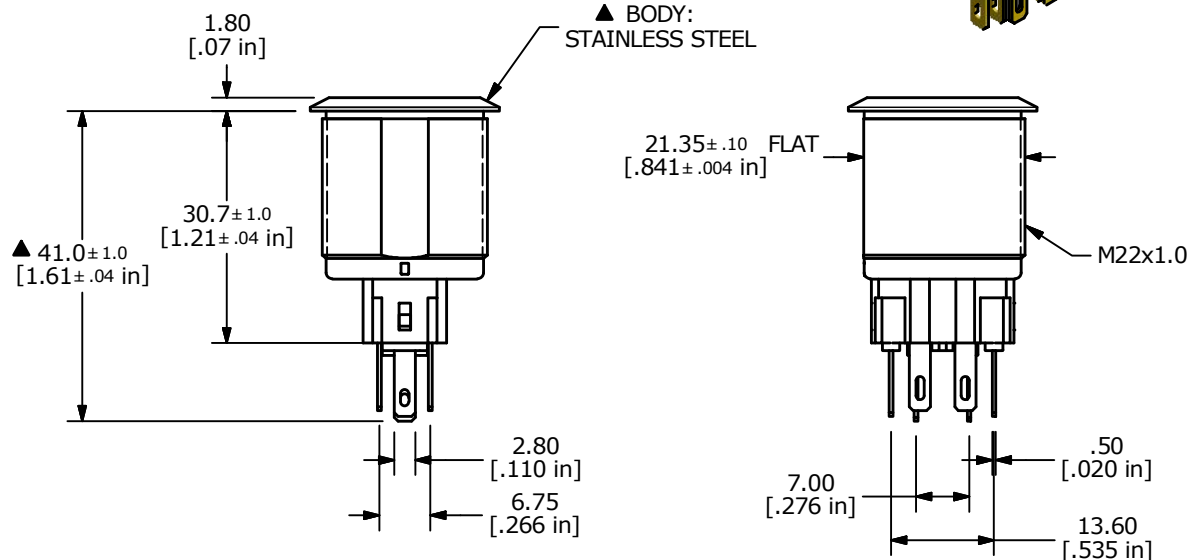
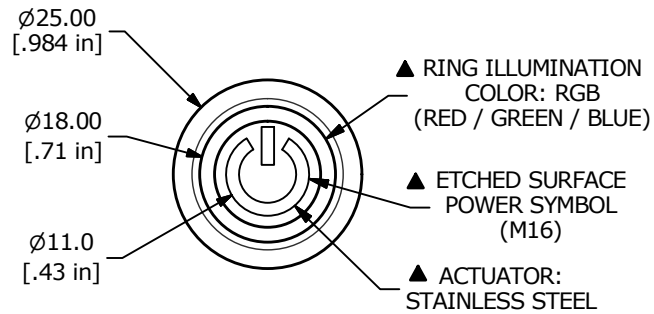
() = MOMENTARY



▲ SPDT ON-(OFF) / OFF-(ON)
CONTACT CONFIGURATION
() DENOTES MOMENTARY FUNCTION

NOTE:

- ALL DIMENSIONS IN MM [INCH]
- GENERAL TOLERANCE: X.X = ± 0.4
X.XX = ± 0.25
- TERMINAL NOS. FOR REF. ONLY
- RATING: 2A @ 48VDC
- CONTACT RESISTANCE: 50m Ω MAX. @ 1A 12VDC
- INSULATION RESISTANCE: 1,000M Ω @ 500VDC
- DIELECTRIC STRENGTH: 2,000VAC MIN. FOR 1 MINUTE
- ELECTRICAL LIFE: 50,000 CYCLES
- OPERATING TEMPERATURE: -20°C TO 55°C
- INGRESS PROTECTION: IP65
- ▲ DENOTES CRITICAL PARAMETER
- HARDWARE INCLUDED: HEX NUT AND O-RING (NOT SHOWN)
- ▲ ILLUMINATION VOLTAGE:
RED: 1.8V
GREEN: 2.8V
Blue: 2.8V



A	23552	RELEASE FOR PRODUCTION	9/5/18	MW
REV	PCR NO	DESCRIPTION	DATE	BY

THE INFORMATION CONTAINED IN THIS DOCUMENT IS PROPRIETARY
TO E-SWITCH AND IS NOT TO BE COPIED OR TRANSFERRED

TITLE PV7F2Y0SS-3R1-M16

SCALE 1:1	DATE 9/5/2018	DR MW	DWG 52-PV7F2Y0SS3R1M16	REV A
--------------	------------------	----------	---------------------------	----------

Mouser Electronics

Authorized Distributor

Click to View Pricing, Inventory, Delivery & Lifecycle Information:

[E-Switch:](#)

[PV7F2Y0SS-3R1-M16](#)