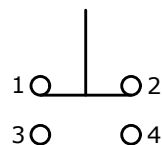


RECOMMENDED PANEL CUTOUT
MAX. PANEL THICKNESS 12mm

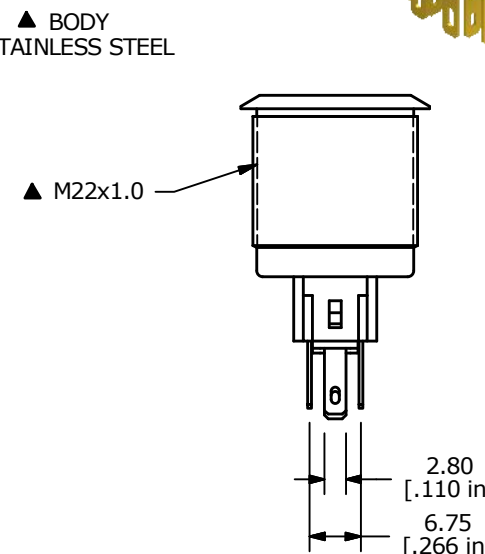
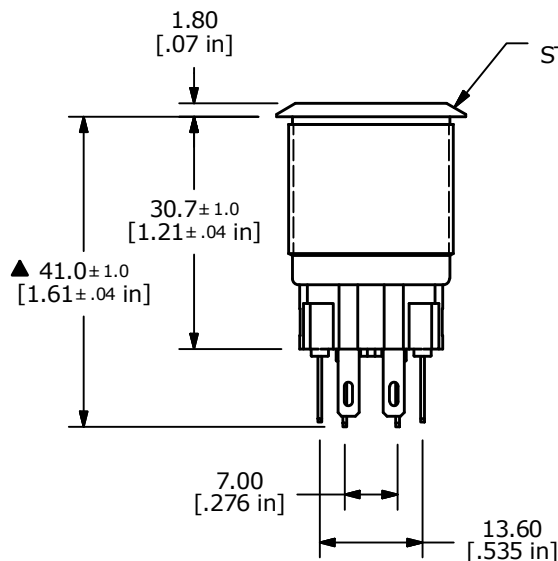
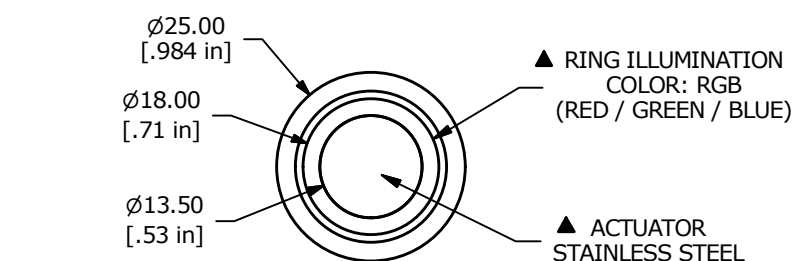
▲ SWITCH FUNCTION

| POS. 1 | POS. 2 |
|-------------------|-------------------|
| | |
| 1-2 ON 3-4 OFF | 1-2 OFF 3-4 ON |



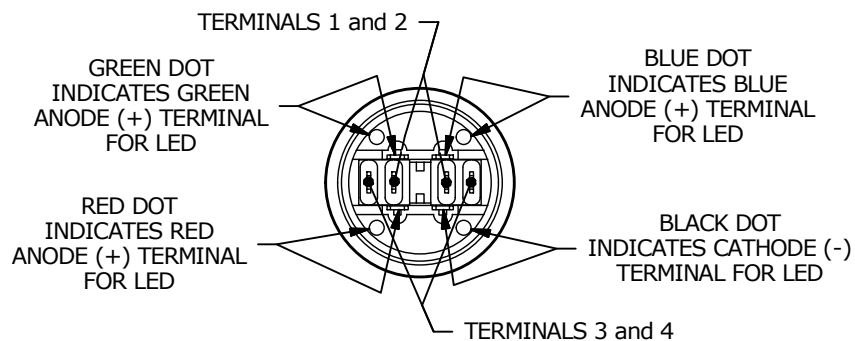
RED + ○
GREEN + ○
BLUE + ○
○ (-)

▲ SPDT ON-OFF / OFF-ON
CONTACT CONFIGURATION



NOTE:

- ALL DIMENSIONS IN MM [INCH]
- GENERAL TOLERANCE: X.X = ± 0.4
X.XX = ± 0.25
- TERMINAL NOS. FOR REF. ONLY
- RATING: 2A @ 48VDC
- CONTACT RESISTANCE: 50mΩ MAX. @ 1A 12VDC
- INSULATION RESISTANCE: 1,000MΩ @ 500VDC
- DIELECTRIC STRENGTH: 2,000VAC MIN. FOR 1 MINUTE
- ELECTRICAL LIFE: 50,000 CYCLES
- OPERATING TEMPERATURE: -20°C to 55°C
- ACTUATION FORCE: 4N
- INGRESS PROTECTION: IP65
- ▲ DENOTES CRITICAL PARAMETER
- 2011/65/EU (ROHS) COMPLIANT
- ▲ 14. HARDWARE INCLUDED (NOT SHOWN) HEX NUT AND O-RING
- ▲ 15. ILLUMINATION VOLTAGE: 24V



| | | | | |
|-----|--------|-------------|--------|-----|
| A | 22840 | NEW RELEASE | 5/5/17 | MJR |
| REV | PCR NO | DESCRIPTION | DATE | BY |

THE INFORMATION CONTAINED IN THIS DOCUMENT IS PROPRIETARY
TO E-SWITCH AND IS NOT TO BE COPIED OR TRANSFERRED

TITLE PV7F2T0SS-3R5

| | | | | |
|--------------|------------------|-----------|------------------------|----------|
| SCALE 1:1 | DATE 5/5/2017 | DR MJR | DWG 52-PV7F2T0SS3R5 | REV A |
|--------------|------------------|-----------|------------------------|----------|

Mouser Electronics

Authorized Distributor

Click to View Pricing, Inventory, Delivery & Lifecycle Information:

[E-Switch:](#)

[PV7F2T0SS-3R5](#)