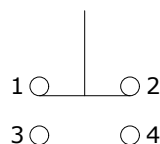


RECOMMENDED PANEL CUTOUT
MAX. PANEL THICKNESS 12mm

▲ SWITCH FUNCTION

POS. 1	POS. 2
1-2 ON 3-4 OFF	1-2 OFF 3-4 ON

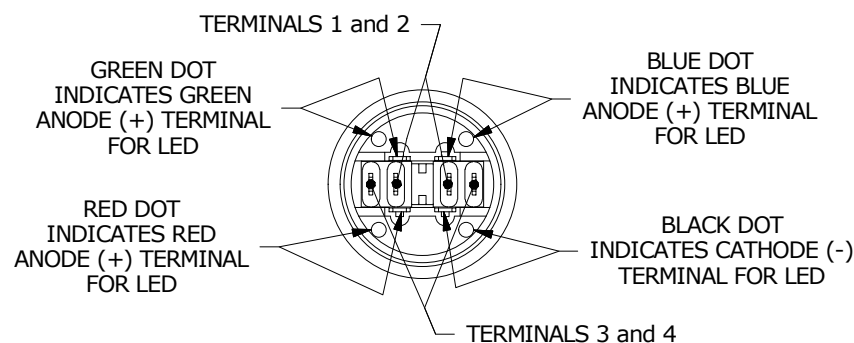
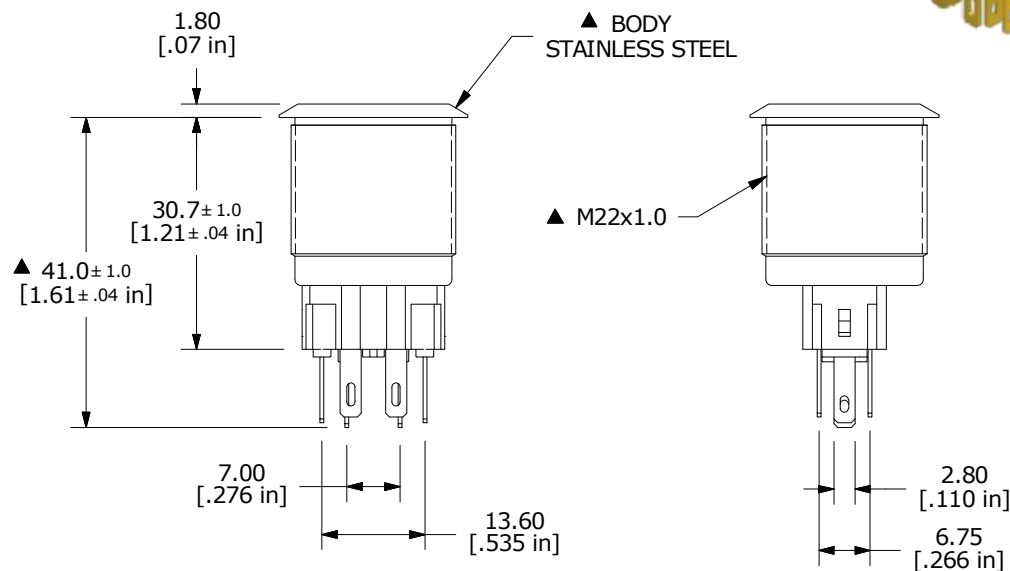
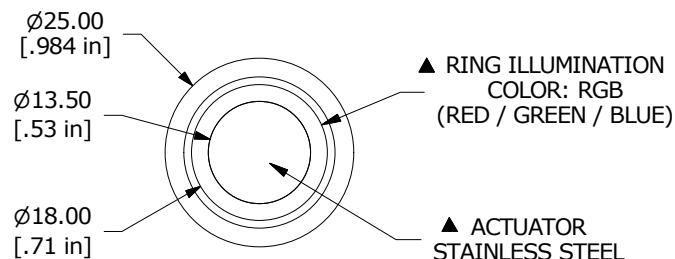


RED + ○
GREEN + ○
BLUE + ○
○ (-)

▲ SPDT ON-OFF / OFF-ON
CONTACT CONFIGURATION

NOTE:

- ALL DIMENSIONS IN MM [INCH]
- GENERAL TOLERANCE: X.X = ± 0.4
X.XX = ± 0.25
- TERMINAL NOS. FOR REF. ONLY
- RATING: 2A @ 48VDC
- CONTACT RESISTANCE: 50m Ω MAX. @ 1A 12VDC
- INSULATION RESISTANCE: 1,000M Ω @ 500VDC
- DIELECTRIC STRENGTH: 2,000VAC MIN. FOR 1 MINUTE
- ELECTRICAL LIFE: 50,000 CYCLES
- OPERATING TEMPERATURE: -20°C to 55°C
- ACTUATION FORCE: 4N
- INGRESS PROTECTION: IP65
- ▲ DENOTES CRITICAL PARAMETER
- 2011/65/EU (ROHS) COMPLIANT
- HARDWARE INCLUDED (NOT SHOWN) HEX NUT AND O-RING
- ILLUMINATION VOLTAGE:
RED: 1.8V
GREEN: 2.8V
Blue: 2.8V



B	22823	update terminal callout	4/27/17	MW
A	22421	New Release	8/2/2016	rc
REV	PCR NO	DESCRIPTION	DATE	BY

THE INFORMATION CONTAINED IN THIS DOCUMENT IS PROPRIETARY
TO E-SWITCH AND IS NOT TO BE COPIED OR TRANSFERRED

TITLE PV7F2T0SS-3R1

SCALE 1:1

DATE 8/2/2016

DR rc

DWG 52-PV7F2T0SS3R1

REV B

Mouser Electronics

Authorized Distributor

Click to View Pricing, Inventory, Delivery & Lifecycle Information:

[E-Switch:](#)

[PV7F2T0SS-3R1](#)