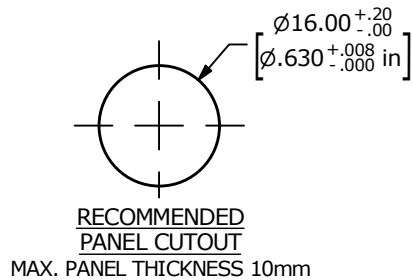
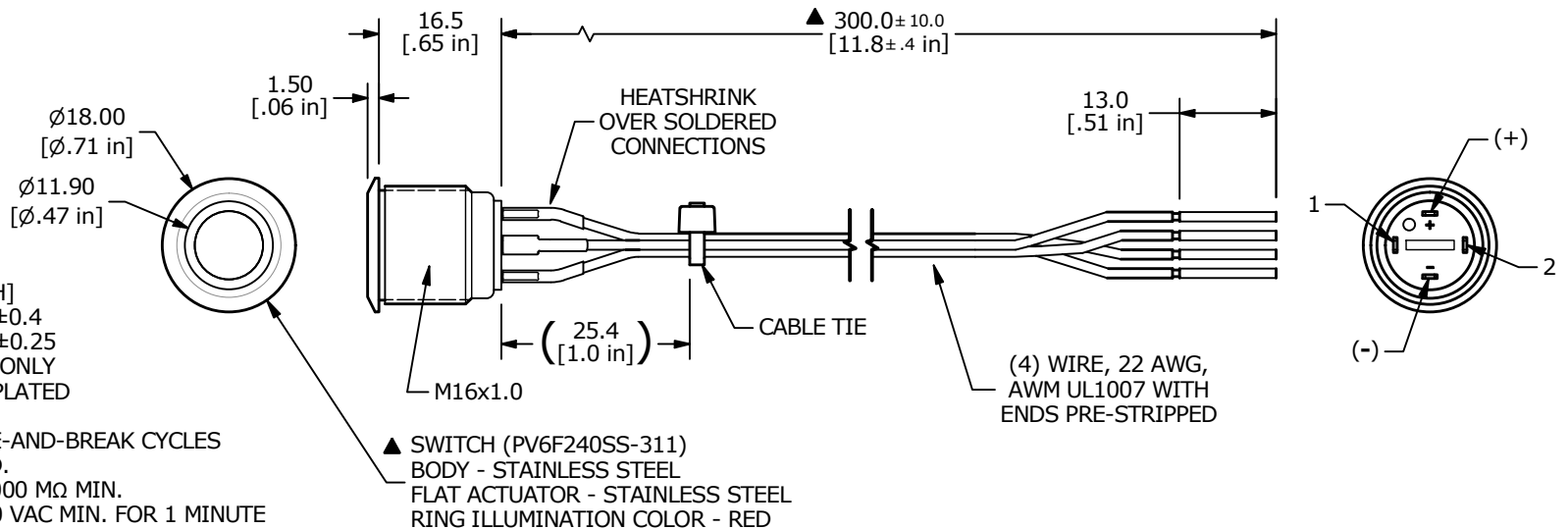



SCHEMATIC
OFF-(ON) - SPDT ILLUMINATED
() = MOMENTARY FUNCTION



SWITCH	WIRE	LENGTH
SW1-1	WIRE, 22AWG AWM UL1007, WHITE	300.0 [11.8 in]
SW1-2	WIRE, 22AWG AWM UL1007, GREEN	300.0 [11.8 in]
SW1- (+)	WIRE, 22AWG AWM UL1007, RED	300.0 [11.8 in]
SW1- (-)	WIRE, 22AWG AWM UL1007, BLACK	300.0 [11.8 in]



NOTE:

1. ALL DIMENSIONS IN MM [INCH]
2. GENERAL TOLERANCE: X.X = ± 0.4
X.XX = ± 0.25
3. TERMINAL NUMBERS FOR REF ONLY
- ▲ 4. CONTACT MATERIAL: SILVER PLATED
5. RATING: 2A 48VDC
6. ELECTRIC LIFE: 200,000 MAKE-AND-BREAK CYCLES AT FULL LOAD.
7. INSULATION RESISTANCE: 1,000 M Ω MIN.
8. DIELECTRIC STRENGTH: 2,000 VAC MIN. FOR 1 MINUTE
9. CONTACT RESISTANCE: 50m Ω MAX. @ 1A 12VDC
10. OPERATING TEMP.: -20°C to 55°C
11. TRAVEL: 1.8mm
12. ▲ DENOTES CRITICAL PARAMETER.
- ▲ 13. ILLUMINATION BASE RATING: RED 20mA 1.8V
- ▲ 14. HARDWARE SUPPLIED: O-RING AND HEXNUT (NOT SHOWN)
15. USE P/N'S DESIGNATED OR ENGINEERING APPROVED EQUIVALENTS

REV	ECO NO	DESCRIPTION	DATE	BY	E-SWITCH®				OBJECT ID
A	ECO-100442	Release	10/19/21	MW	TITLE PV6FW40SS-311				100119816
					SCALE	DATE	DR	DWG	REV
					1:1	10/18/2021	MW	52-PV6FW40SS311	A

THE INFORMATION CONTAINED IN THIS DOCUMENT IS PROPRIETARY TO
E-SWITCH AND IS NOT TO BE COPIED OR TRANSFERRED

Mouser Electronics

Authorized Distributor

Click to View Pricing, Inventory, Delivery & Lifecycle Information:

[E-Switch:](#)

[PV6FW40SS-311](#)