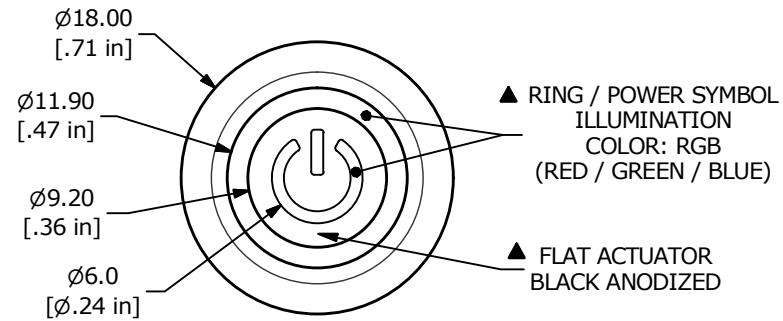


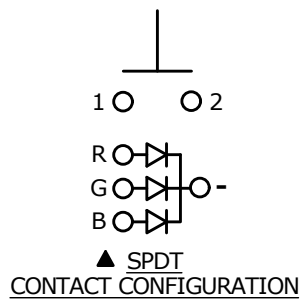


RECOMMENDED PANEL CUTOUT
MAX. PANEL THICKNESS
10.0mm [.31 in]



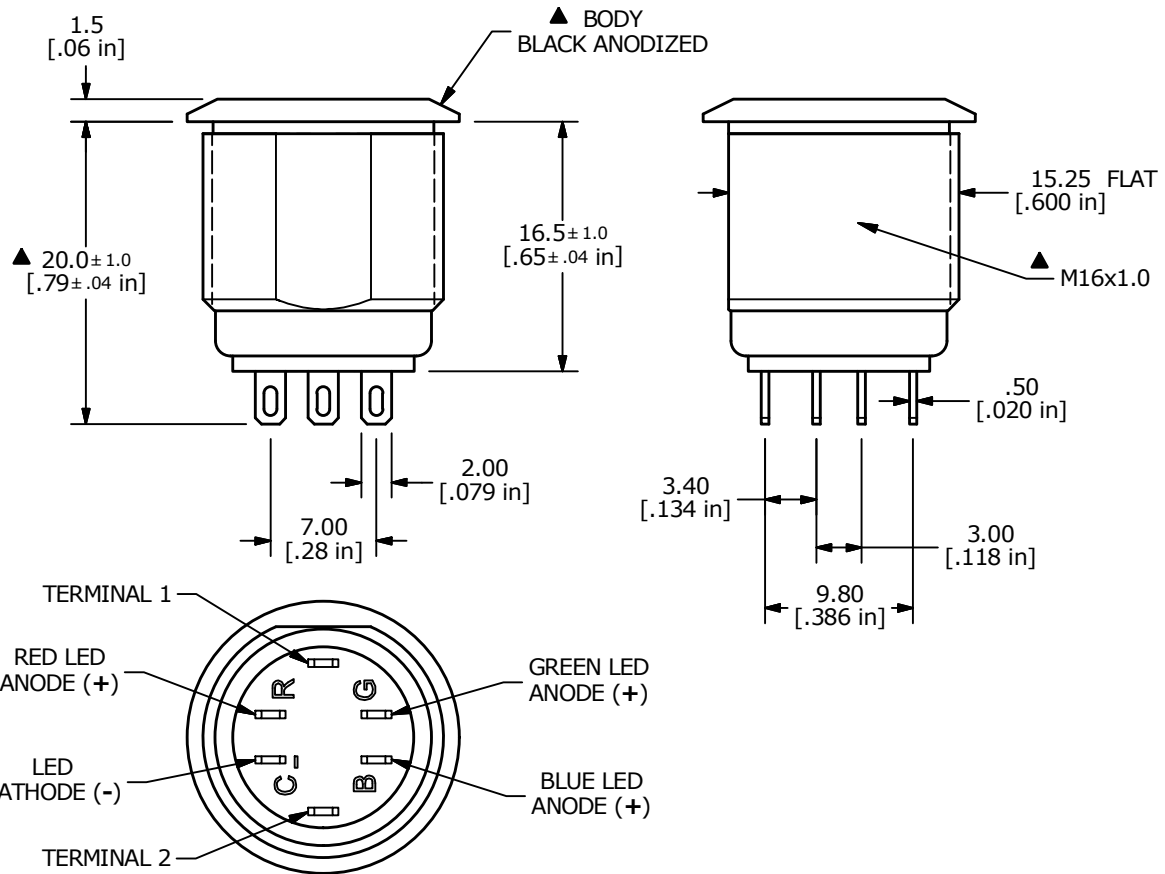
SWITCH FUNCTION	
POS. 1	POS. 2
	
OFF	(ON)
OPEN	1-2

(ON) = MOMENTARY



NOTE:

1. ALL DIMENSIONS IN MM [INCH]
2. GENERAL TOLERANCE: X.X = ± 0.4
X.XX = ± 0.25
3. TERMINAL NUMBERS FOR REF ONLY
- ▲ 4. CONTACT MATERIAL: SILVER PLATED
5. RATING: 2A 48VDC
6. ELECTRIC LIFE: 200,000 MAKE-AND-BREAK CYCLES
AT FULL LOAD.
7. INSULATION RESISTANCE: 1,000 M Ω MIN.
8. DIELECTRIC STRENGTH: 2,000 VAC MIN. FOR 1 MINUTE
9. CONTACT RESISTANCE: 50m Ω MAX. @ 1A 12VDC
10. OPERATING TEMP.: -20°C to 55°C
11. TRAVEL: 1.8mm
12. ▲ DENOTES CRITICAL PARAMETER
- ▲ 13. HARDWARE SUPPLIED: O-RING AND HEXNUT (NOT SHOWN)
- ▲ 14. ILLUMINATION BASE RATING @ 20mA:
RED- 1.8V
GREEN - 2.8V
BLUE - 2.8V
15. 2011/65/EU (ROHS) COMPLIANT



E SWITCH®

A	23418	RELEASE FOR PRODUCTION	6/28/18	MW
REV	PCR NO	DESCRIPTION	DATE	BY

THE INFORMATION CONTAINED IN THIS DOCUMENT IS PROPRIETARY
TO E-SWITCH AND IS NOT TO BE COPIED OR TRANSFERRED

TITLE PV6F24011-3R1-M15				
SCALE 2:1	DATE 6/22/2018	DR MW	DWG 52-PV6F240113R1M15	REV A

Mouser Electronics

Authorized Distributor

Click to View Pricing, Inventory, Delivery & Lifecycle Information:

[E-Switch:](#)

[PV6F24011-3R1-M15](#)