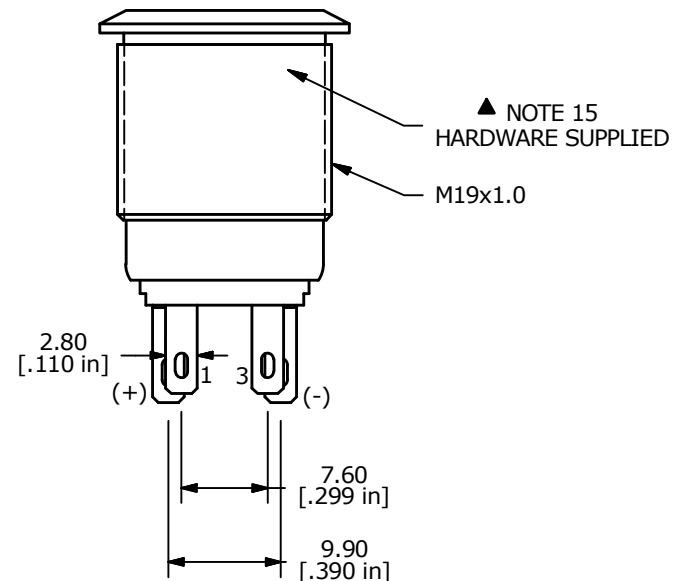
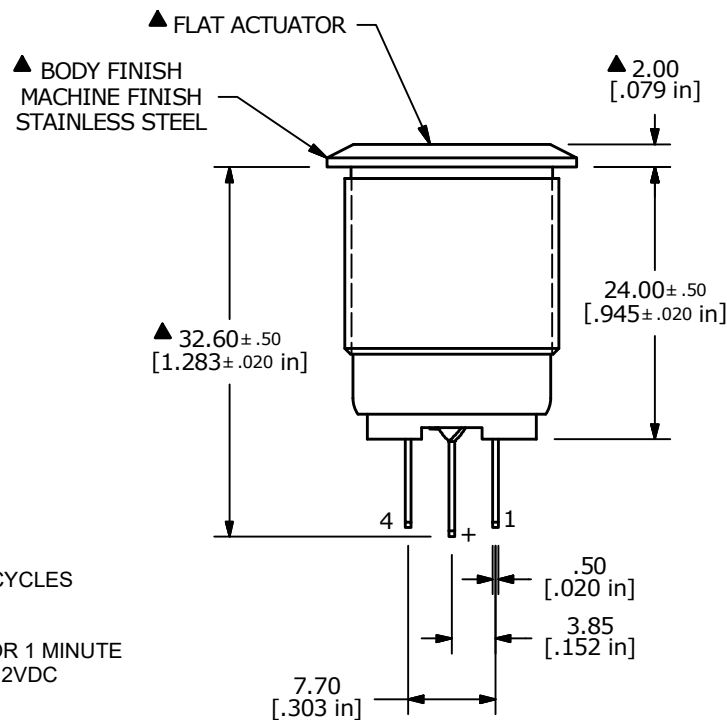
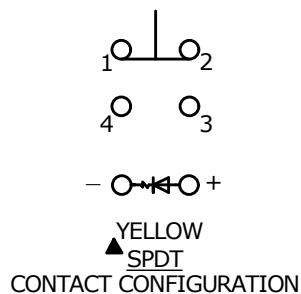
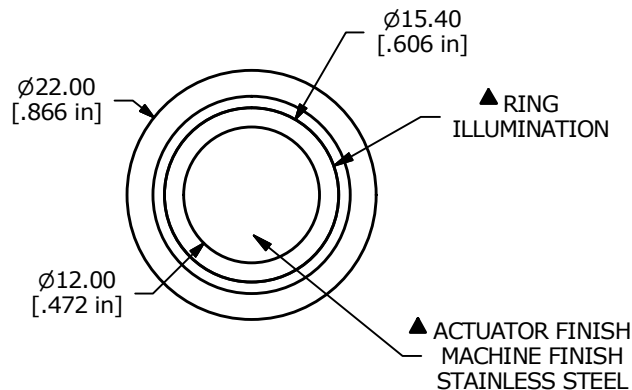


SWITCH FUNCTION	
POS. 1	POS. 2
ON	(ON)
1-2	3-4

(ON) = MOMENTARY



## NOTE:

- ALL DIMENSIONS IN MM [INCH]
- GENERAL TOLERANCE: X.X=±0.4  
X.XX=±0.25
- TERMINAL NUMBERS FOR REF ONLY
- CONTACT MATERIAL: SILVER
- RATING: 2A 24VDC
- ELECTRIC LIFE: 50,000 MAKE-AND-BREAK CYCLES AT FULL LOAD.
- INSULATION RESISTANCE: 1,000 MΩ MIN.
- DIELECTRIC STRENGTH: 2,000 VAC MIN. FOR 1 MINUTE
- CONTACT RESISTANCE: 50mΩ MAX. @ 1A 12VDC
- OPERATING TEMP.: -20°C to 55°C
- TRAVEL: 2.8mm
- ▲ DENOTES CRITICAL PARAMETER.
- LAMP VOLTAGE: 24V
- INGRESS PROTECTION: IP65
- HARDWARE SUPPLIED: O-RING AND HEXNUT
- ILLUMINATION COLOR: YELLOW



C	23606	UPDAED RATING TO 2A @ 24VDC	10/11/18	MJR
B	21613	CORRECTED COLOR ERROR	10/14/14	AS
REV	PCR NO	DESCRIPTION	DATE	BY

THE INFORMATION CONTAINED IN THIS DOCUMENT IS PROPRIETARY  
TO E-SWITCH AND IS NOT TO BE COPIED OR TRANSFERRED

TITLE PV4F2Y0SS-355

SCALE 3:2

DATE 10/16/2012

DR EBP

DWG 52-PV4F2Y0SS355

REV C

# Mouser Electronics

Authorized Distributor

Click to View Pricing, Inventory, Delivery & Lifecycle Information:

[E-Switch:](#)

[PV4F2Y0SS-355](#)