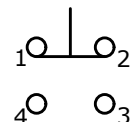


PANEL CUTOUT
MAX. PANEL THICKNESS
10mm [.39]

SWITCH FUNCTION	
POS. 1	POS. 2
1-2 ON 3-4 OFF	1-2 (OFF) 3-4 (ON)

() = MOMENTARY



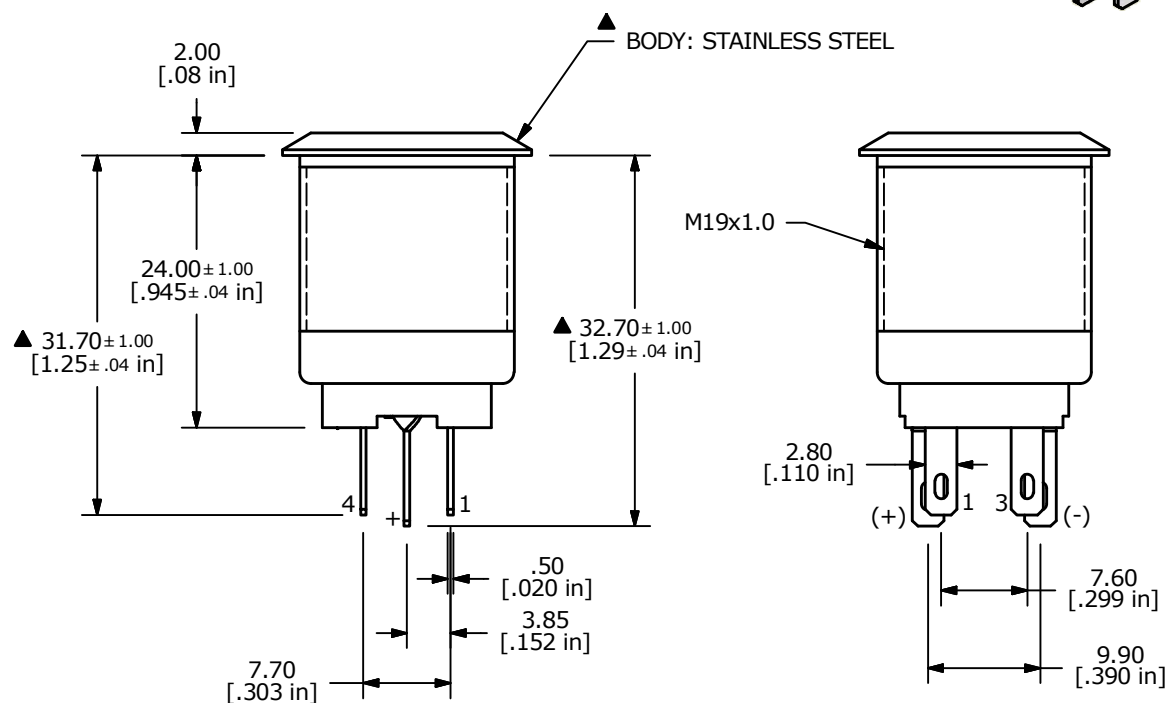
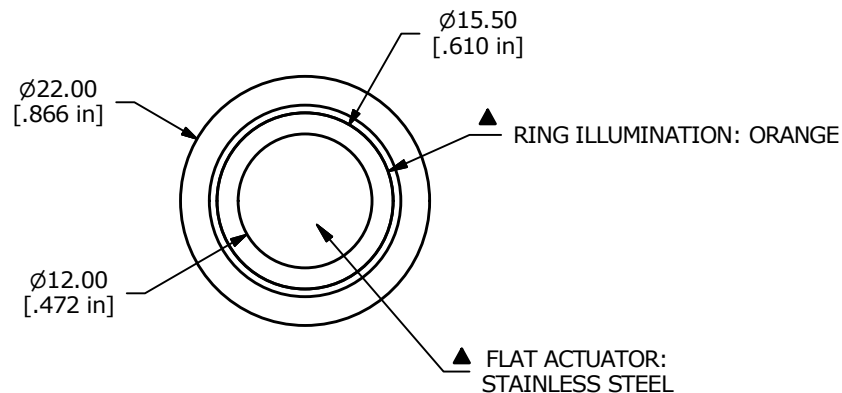
— — +

▲ ORANGE
SPDT

CONTACT CONFIGURATION

NOTE:

1. ALL DIMENSIONS IN MM [INCH]
2. GENERAL TOLERANCE: X.X = ± 0.4
X.XX = ± 0.25
3. TERMINAL NUMBERS FOR REF ONLY
4. CONTACT MATERIAL: SILVER
5. RATING: 2A 24VDC
6. ELECTRIC LIFE: 50,000 MAKE-AND-BREAK CYCLES AT FULL LOAD.
7. INSULATION RESISTANCE: 1,000 M Ω MIN.
8. DIELECTRIC STRENGTH: 2,000 VAC MIN. FOR 1 MINUTE
9. CONTACT RESISTANCE: 50m Ω MAX. @ 1A 12VDC
10. OPERATING TEMP.: -20°C to 55°C
11. TRAVEL: 2.8mm
12. ▲ DENOTES CRITICAL PARAMETER.
13. LAMP VOLTAGE: 12V
14. INGRESS PROTECTION: IP65
15. HARDWARE SUPPLIED: O-RING AND HEXNUT
16. ILLUMINATION COLOR: ORANGE
17. 2002/95/EC (ROHS) COMPLIANT.



TITLE PV4F2Y0SS-324

A	21930	NEW RELEASE	7/28/15	MW
REV	PCR NO	DESCRIPTION	DATE	BY

THE INFORMATION CONTAINED IN THIS DOCUMENT IS PROPRIETARY
TO E-SWITCH AND IS NOT TO BE COPIED OR TRANSFERRED

SCALE	DATE	DR	DWG	REV
3:2	7/28/2015	MW	52-PV4F2Y0SS324	A

Mouser Electronics

Authorized Distributor

Click to View Pricing, Inventory, Delivery & Lifecycle Information:

[E-Switch:](#)

[PV4F2Y0SS-324](#)