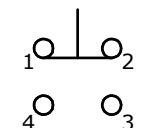
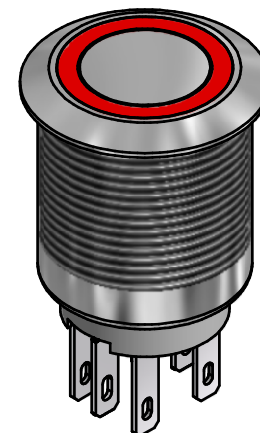
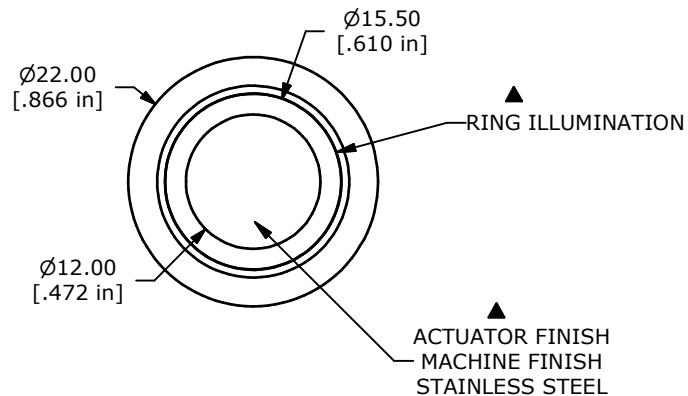


SWITCH FUNCTION	
POS. 1	POS. 2
ON	(ON)
1-2	3-4

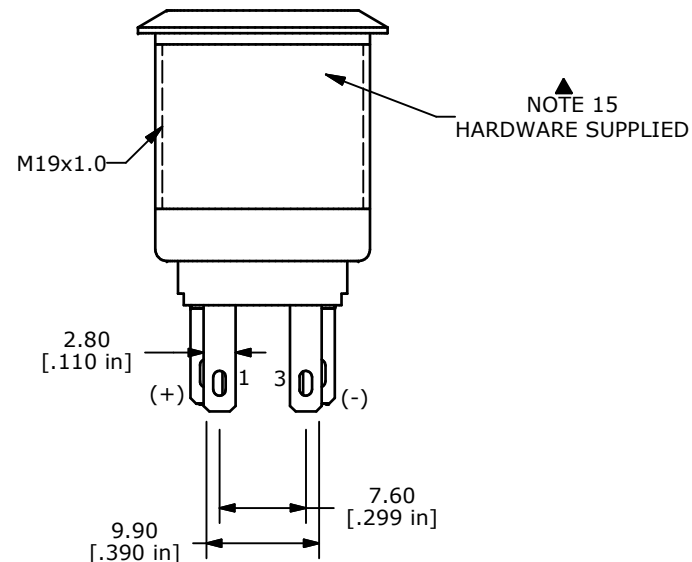
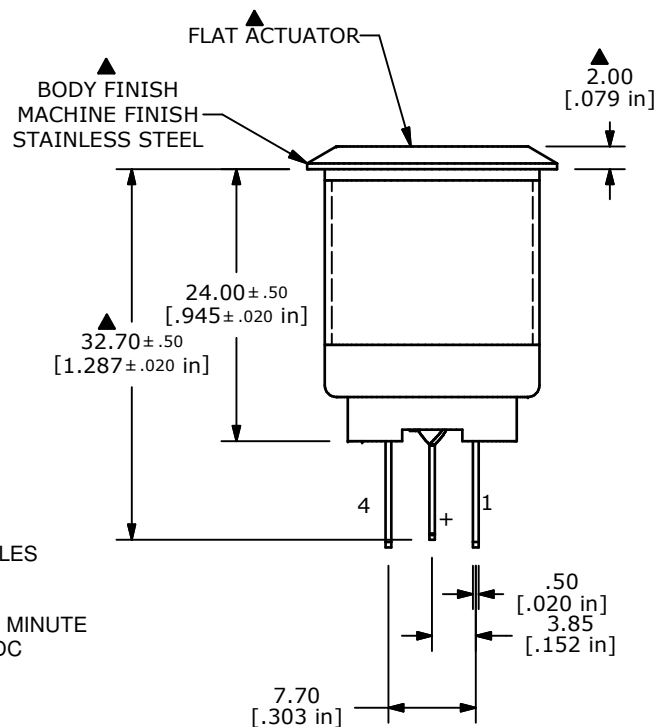
(ON) = MOMENTARY



RED
SPDT
CONTACT CONFIGURATION

NOTE:

1. ALL DIMENSIONS IN MM [INCH]
2. GENERAL TOLERANCE: X.X=±0.4
X.XX=±0.25
3. TERMINAL NUMBERS FOR REF ONLY
- ▲ 4. CONTACT MATERIAL: SILVER
5. RATING: 2A 24VDC
6. ELECTRIC LIFE: 50,000 MAKE-AND-BREAK CYCLES AT FULL LOAD.
7. INSULATION RESISTANCE: 1,000 MΩ MIN.
8. DIELECTRIC STRENGTH: 2,000 VAC MIN. FOR 1 MINUTE
9. CONTACT RESISTANCE: 50mΩ MAX. @ 1A 12VDC
10. OPERATING TEMP.: -20°C to 55°C
- ▲ 11. TRAVEL: 2.8mm
12. ▲ DENOTES CRITICAL PARAMETER.
- ▲ 13. LAMP VOLTAGE: 1.8V
14. INGRESS PROTECTION: IP65
15. HARDWARE SUPPLIED: O-RING AND HEXNUT
- ▲ 16. ILLUMINATION COLOR: RED
17. 2002/95/EC (ROHS) COMPLIANT.



TITLE PV4F2Y0SS-311

A	21481	RELEASE FOR PRODUCTION	6/16/14	EBP
REV	PCR NO	DESCRIPTION	DATE	BY

THE INFORMATION CONTAINED IN THIS DOCUMENT IS PROPRIETARY
TO E-SWITCH AND IS NOT TO BE COPIED OR TRANSFERRED

SCALE	DATE 6/16/2014	DR EBP	DWG 52-PV4F2Y0SS311	REV A
-------	-------------------	-----------	------------------------	----------

Mouser Electronics

Authorized Distributor

Click to View Pricing, Inventory, Delivery & Lifecycle Information:

[E-Switch:](#)

[PV4F2Y0SS-311](#)