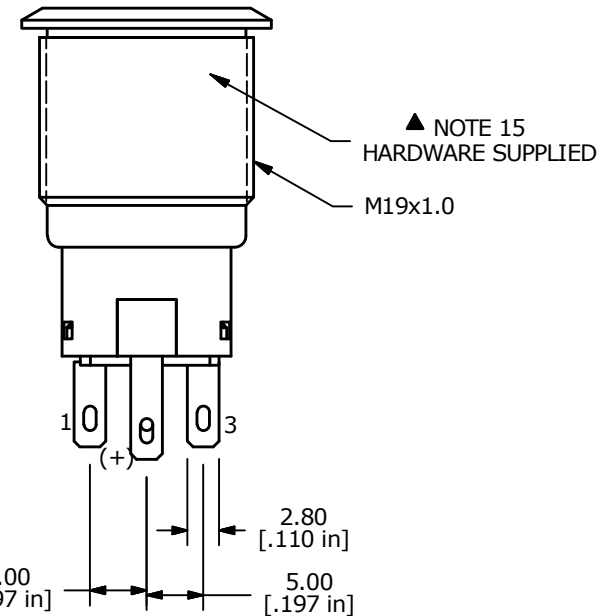
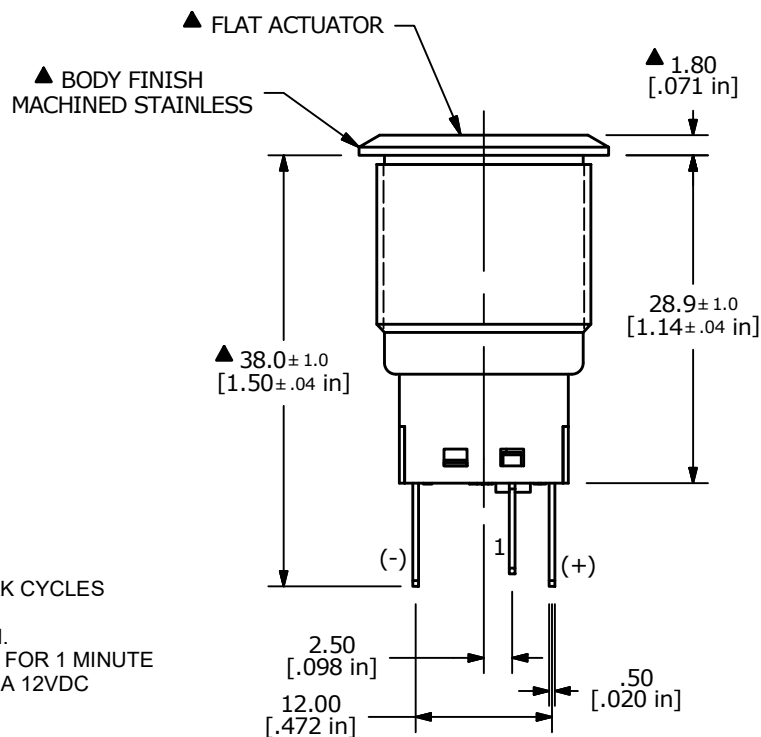
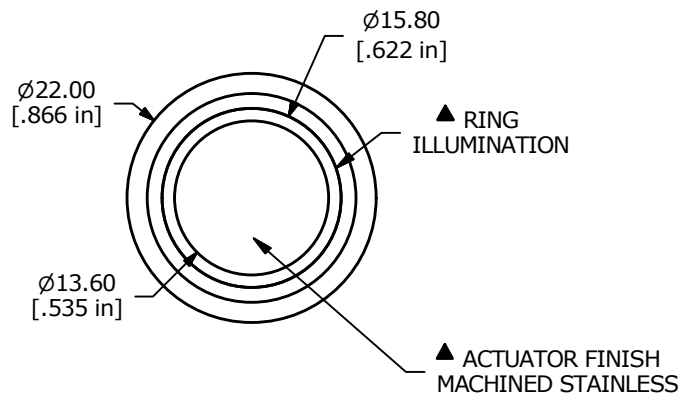
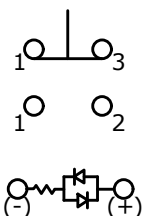


SWITCH FUNCTION	
POS. 1	POS. 2
ON	(ON)
1-3	1-2

(ON) = MOMENTARY



NOTE:

- ALL DIMENSIONS IN MM [INCH]
- GENERAL TOLERANCE: X.X=±0.4
X.XX=±0.25
- TERMINAL NUMBERS FOR REF ONLY
- INTERNAL CONTACT MATERIAL: GOLD
- RATING: 2A 24VDC
- ELECTRIC LIFE: 50,000 MAKE-AND-BREAK CYCLES AT FULL LOAD.
- INSULATION RESISTANCE: 1,000 MΩ MIN.
- DIELECTRIC STRENGTH: 2,000 VAC MIN. FOR 1 MINUTE
- CONTACT RESISTANCE: 50mΩ MAX. @ 1A 12VDC
- OPERATING TEMP.: -20°C to 55°C
- TRAVEL: 2.8mm
- ▲ DENOTES CRITICAL PARAMETER.
- LAMP VOLTAGE: 12V
- INGRESS PROTECTION: IP65
- HARDWARE SUPPLIED: O-RING AND HEXNUT
- ILLUMINATION COLOR: YELLOW (YELLOW FORWARD / YELLOW REVERSE)



B	23601	UPDATED RATING TO 2A @ 24VDC	10/10/18	MJR
A	21102	RELEASE FOR PRODUCTION	4/18/13	EBP
REV	PCR NO	DESCRIPTION	DATE	BY

THE INFORMATION CONTAINED IN THIS DOCUMENT IS PROPRIETARY
TO E-SWITCH AND IS NOT TO BE COPIED OR TRANSFERRED

TITLE PV4F2B0SSG-354

SCALE 3:2

DATE 4/18/2013

DR EBP

DWG 52-PV4F2B0SSG354

REV B

Mouser Electronics

Authorized Distributor

Click to View Pricing, Inventory, Delivery & Lifecycle Information:

[E-Switch:](#)

[PV4F2B0SSG-354](#)