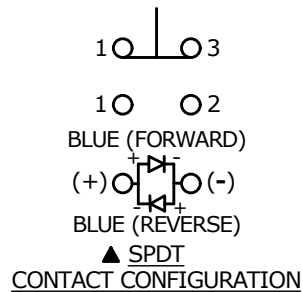


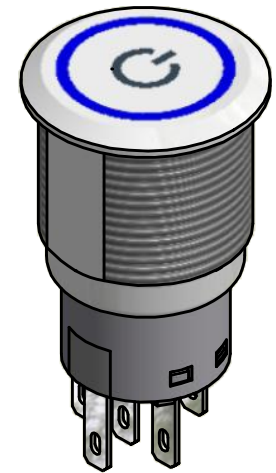
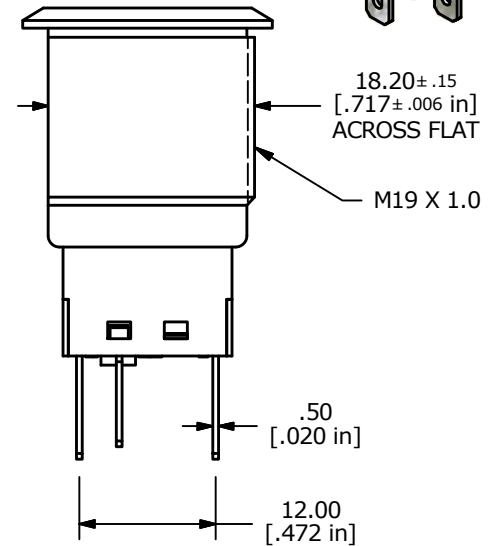
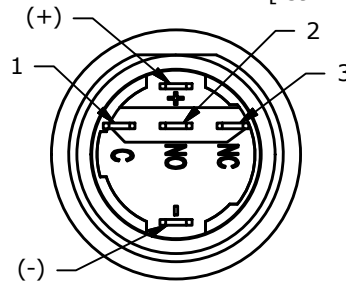
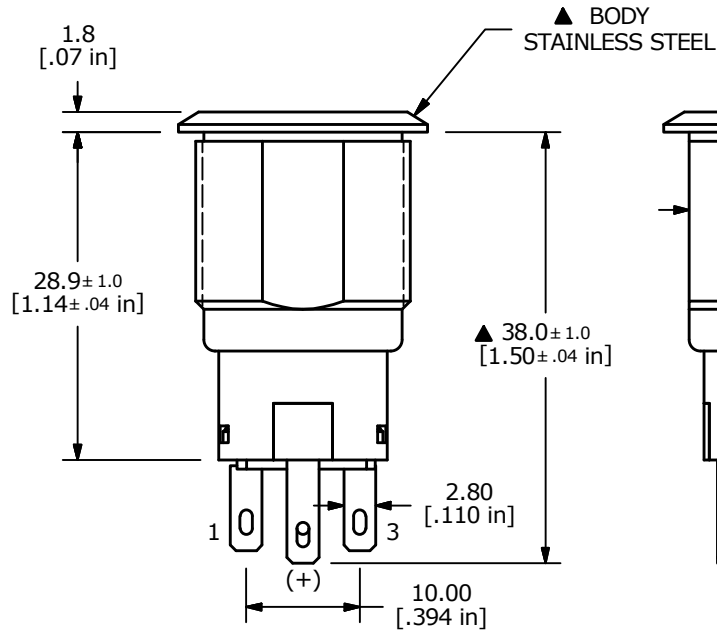
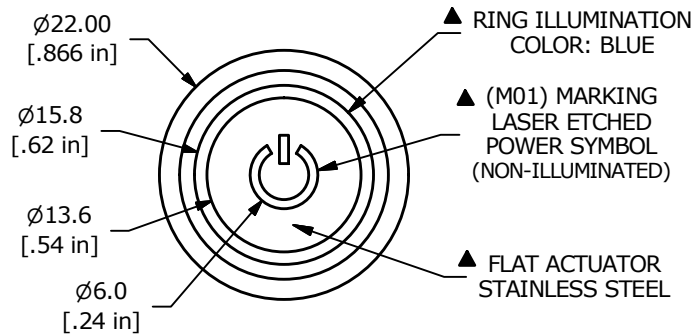
Recommended PANEL CUTOUT  
MAX. PANEL THICKNESS:  
11.0 [.43 in]

SWITCH FUNCTION	
POS. 1	POS. 2
ON	ON
1-3	1-2



## NOTE:

- ALL DIMENSIONS IN MM [INCH]
- GENERAL TOLERANCE: X.X =  $\pm 0.4$   
X.XX =  $\pm 0.25$
- TERMINAL NUMBERS FOR REF ONLY
- CONTACT MATERIAL: SILVER
- RATING: 2A 24VDC
- ELECTRIC LIFE: 50,000 MAKE-AND-BREAK CYCLES AT FULL LOAD.
- INSULATION RESISTANCE: 1,000 M $\Omega$  MIN.
- DIELECTRIC STRENGTH: 2,000 VAC MIN. FOR 1 MINUTE
- CONTACT RESISTANCE: 50m $\Omega$  MAX. @ 1A 12VDC
- OPERATING TEMP.: -20°C to 55°C
- TRAVEL: 2.8mm
- ▲ DENOTES CRITICAL PARAMETER
- LAMP VOLTAGE: 2.8V
- INGRESS PROTECTION: IP65
- HARDWARE SUPPLIED: O-RING AND HEXNUT



B	22413	DRAWING UPDATES	8/30/16	MW
A	22407	RELEASE FOR PRODUCTION	7/26/16	MW
REV	PCR NO	DESCRIPTION	DATE	BY

THE INFORMATION CONTAINED IN THIS DOCUMENT IS PROPRIETARY  
TO E-SWITCH AND IS NOT TO BE COPIED OR TRANSFERRED

TITLE PV4F230SS-341-M01

SCALE 3:2	DATE 7/26/2016	DR MW	DWG 52-PV4F230SS341M01	REV B
--------------	-------------------	----------	---------------------------	----------

# Mouser Electronics

Authorized Distributor

Click to View Pricing, Inventory, Delivery & Lifecycle Information:

[E-Switch:](#)

[PV4F230SS-341-M01](#)